



## Connecting to a CourtCall Meeting from a Mobile Device

Days before your hearing, [test your configuration](#) from the device you will use on the day of your hearing.

**While participants are strongly encouraged to use a computer to connect to the CourtCall Video Collaboration Platform**, the platform is easily accessible from mobile devices (smartphones, tablets, etc.).

CourtCall's solution is entirely browser-based and requires no special software or application download to access.

To join a video hearing via CourtCall, locate the proper join link from the [DWC website](#) or your *Notice of Hearing*.

It is recommended that if you are connecting via mobile device that you connect to a local Wi-Fi Network, as upload/download speeds are typically higher on Wi-Fi enabled connections compared to cellular networks.

Each Judge has a designated virtual hearing room, and a unique participant login link. Selecting the link will open the CourtCall Hearing in the default browser of your mobile device or tablet. The CourtCall platform will work on any browser that allows for Web-RTC (Safari, Google Chrome, Edge, Firefox, etc.).



# CourtCall®

The screenshot shows a mobile browser interface for video.courtcall.com. At the top, the time is 4:30 and the status bar shows signal, Wi-Fi, and battery icons. The browser address bar contains 'video.courtcall.com'. Below the address bar is a dark blue header with the CourtCall logo on the left and a 'Help' link with a question mark icon on the right. The main content area is white and contains the following text and form elements:

- Please Enter Your Name**
- This is what other participants will see.
- Enter Full Name
- Enter Email Address (optional)
- Please select your case(s) from the dropdown menu below, if you do not know your case name or number, please select "My case is not listed here."
- Select Your Case(s)
- Please select from the dropdown menu, your role in today's hearing
- Select Your Role
- SUBMIT
- EXIT

At the bottom of the screen, there is a white navigation bar with icons for back, forward, home, and search.

Participants will be asked to enter their full name, email address (optional), to select the case(s) they are appearing for and to select their role in the case(s).

The CourtCall solution automatically extracts calendar information for each Judge, and automatically populates daily case information into the appropriate room for each Judge. You may select as many cases as necessary for an individual Judge. If you do not see your matter listed, please select “My case is not listed here.”



4:34

video.courtcall.com

### Please Enter Your Name

This is what other participants will see.

Enter Full Name  
John Smith

Enter Email Address (optional)  
John.Smith@gmail.com

Please select your case(s) from the dropdown menu below, if you do not know your case name or number, please select "My case is not listed here."

- FELICITY DELGADO (2025M9911)
- JAMES WHITE (2026M1266)
- JOSEPH VANCE (2026M0892)
- LUKE NELSON (2024M2216)
- ROLAND ORR (2025M1332)
- RONALD BART (2024M221)

< > ⬆️ 📖 📄

4:34

video.courtcall.com

### Please Enter Your Name

This is what other participants will see.

Enter Full Name  
John Smith

Enter Email Address (optional)  
John.Smith@gmail.com

Please select your case(s) from the dropdown menu below, if you do not know your case name or number, please select "My case is not listed here."

- Advocate
- Attorney
- Defendant
- Interpreter
- Plaintiff
- Witness

< > ⬆️ 📖 📄

Once all required information has been provided, select "Submit" to select audio/video settings.



# CourtCall<sup>®</sup>

4:34

Mail

video.courtcall.com

CourtCall Help ?

**Please Enter Your Name**  
This is what other participants will see.

Enter Full Name  
John Smith

Enter Email Address (optional)  
John.Smith@gmail.com

Please select your case(s) from the dropdown menu below, if you do not know your case name or number, please select "My case is not listed here."

FELICITY DELGADO (2025M99... ▾

Please select from the dropdown menu, your role in today's hearing

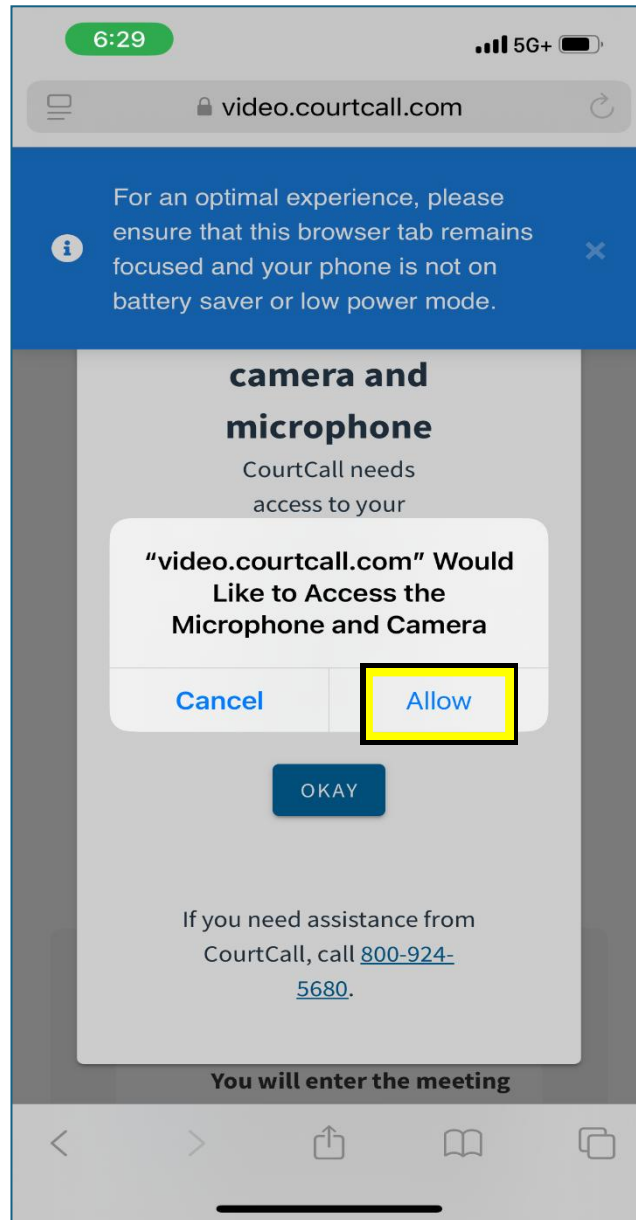
Attorney ▾

SUBMIT EXIT

If prompted, allow access to your device's microphone and camera. Allowing access will allow participants to share audio and video from their device.



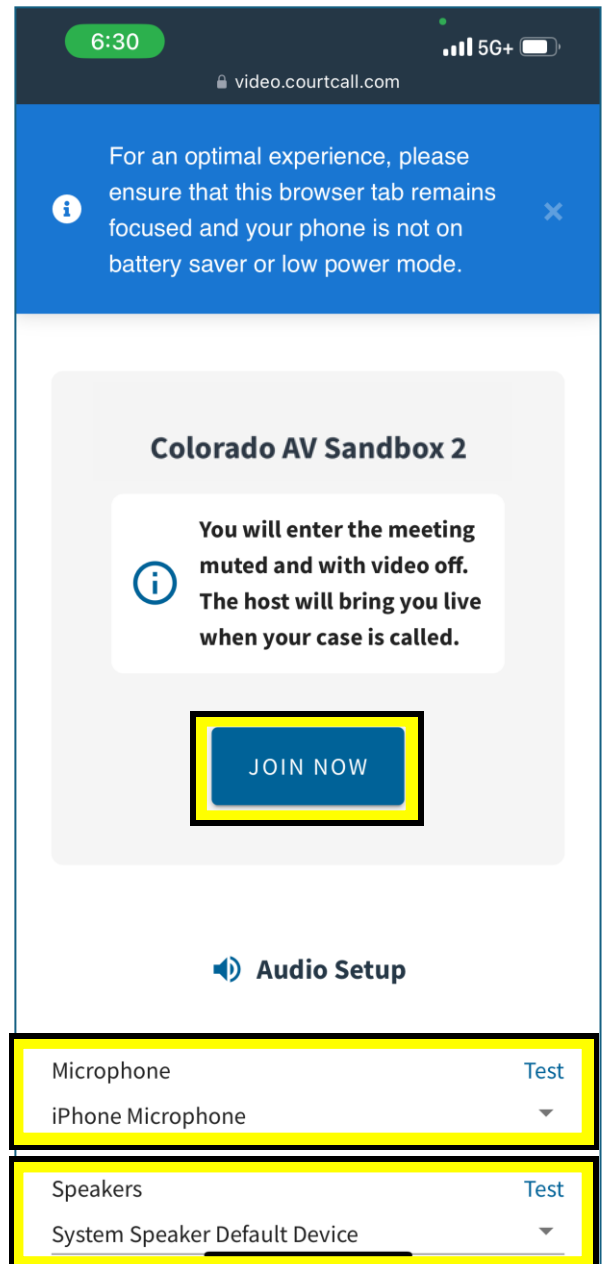
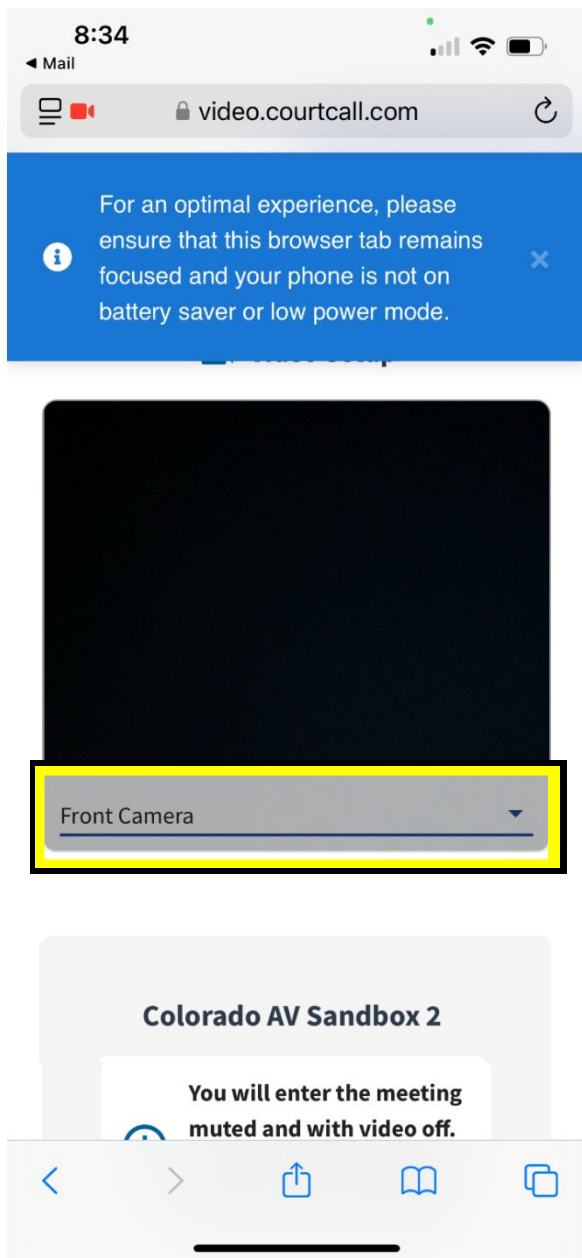
# CourtCall<sup>®</sup>



**\*\*As indicated, for an optimal experience, please ensure that the CourtCall browser tab remains focused and your device is not on battery saver, sleep or low power mode. Navigating away from the meeting webpage while in the waiting room may cause participants to get disconnections, and require parties to restart the login process.\*\***



Select your desired camera and microphone/speakers from the audio/video setup page. Your audio connection will automatically default to the system microphone/speakers selected at the time of login (ie: if you have headphones paired with your device, CourtCall will utilize the same device to establish audio settings). Camera and speaker/microphone setting can be adjusted as needed. Once the correct outputs have been selected, press “Join Now” to enter the meeting.

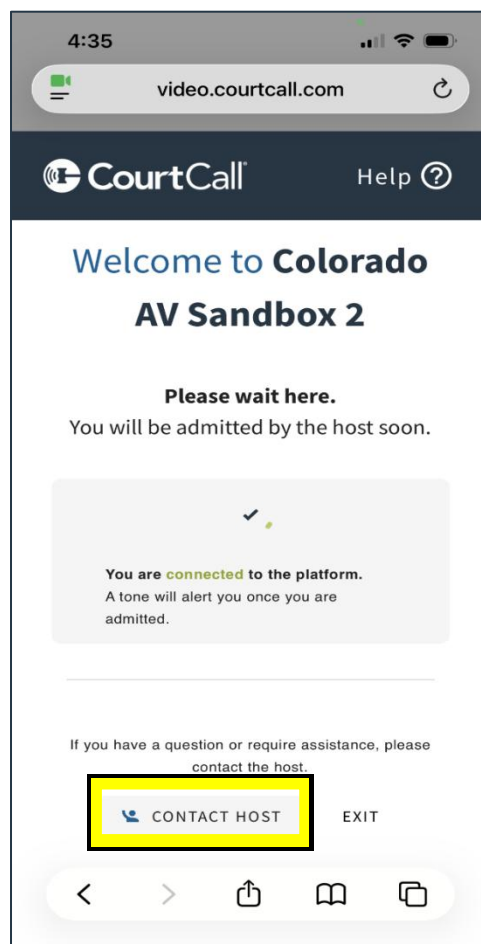




By default, all participants will enter into a waiting room specific to the hearing Judge. While in the waiting room, participants are unable to see or hear the Judge or any proceedings. Once in the Waiting Room, the Judge will be notified of your attendance.

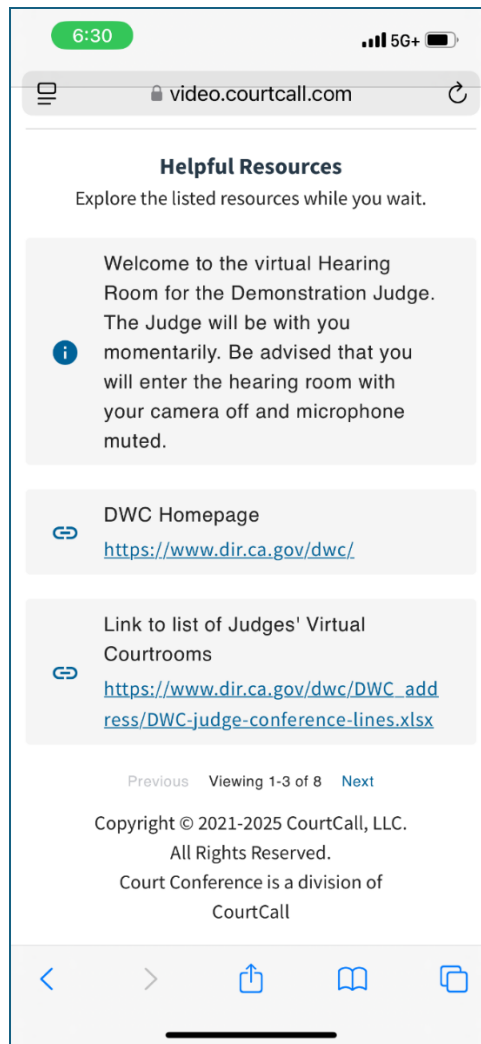
If you need assistance or would like to communicate with a meeting host prior to being admitted to the room, you can use the "Contact Host" button from the waiting room. This chat functionality allows for one-way chat, participants will be unable to receive communication back from the Judge until moved to the main conference.

Note that accepting incoming phone calls while in the waiting room will cause a temporarily disconnection from the video platform. **For best results, decline any incoming calls during the entirety of your CourtCall Video meeting.**





The Waiting Room also features useful resources that are available for participants to review while waiting to be brought into the main conference. If any available link is selected, the page will open in a new browser tab, and the participant will not be disconnected from the meeting. To return to the CourtCall Video meeting, simply return to the original browser tab.



When the Judge is ready, participants will be brought into the main conference room.



# CourtCall<sup>®</sup>

**\*\*Please note, that once brought into the main conference you will be able to see and hear the meeting host but will not be able to see yourself. Participant audio/video will not be turned on until the Judge starts/calls your case. Your audio/video connection will remain off until your case is started.\*\***

All meeting functionality (chat, file sharing, etc.) is available from the mobile accessible version of the platform, but your experience will be better on a computer.

Days before your hearing, [test your configuration](#) from the device you will use on the day of your hearing.