

**Colorado Judicial Branch**

**Fiscal Year 2004  
Annual Statistical Report**

## Table of Contents

Foreword .....	i
Organization Chart .....	ii

### I. Supreme Court

List of Supreme Court Justices .....	1
Narrative .....	3
Table 1 Supreme Court Caseload, FY 1974 to FY 2004 .....	5
Table 2 Distribution of Case Filings in the Supreme Court, FY 1984 to FY 2004 .....	6
Table 3 Distribution by Type of Case Filed in the Supreme Court, FY 1997 to 2004.....	6
Table 4 Distribution of Case Terminations, FY 1980 to 2004 .....	7
Table 5 Supreme Court Written Opinions, FY1990 to FY 2004 .....	7
Table 6 Distribution of Supreme Court Cases at Issue, End of FY 2004 .....	8
Table 7 Distribution of Supreme Court Cases Not at Issue, End of FY 2004.....	8

### II. Court of Appeals

List of Court of Appeals Judges .....	9
Narrative .....	11
Table 8 Court of Appeals Caseload, FY 1974 to FY 2004.....	13
Table 9 Distribution of Case Filings and Percent Change for FY 2003,2004.....	14
Table 10 Distribution of Case Terminations and Percent Change for FY 2003, 2004 .....	14

### III. District Court

List of District Court Judges .....	15
Narrative .....	17
Chart 1&2 Filings, FY 1995 to FY 2004 .....	19
Table 11 District Court Filings and Terminations Compared to Previous Year .....	21
Table 12 District Court Caseload, FY 1995 to FY 2004.....	22
Table 13 District Court Filings and Percent Change, FY 2003 to FY 2004 .....	23
Table 14 District Court Filings and Terminations for FY 2004 .....	24-27
Table 15 Court and Jury Trials for District Court for FY 2004 .....	28-31
Table 16 Civil Filings by Type of Case for FY 2004.....	32-43
Table 17 Domestic Relations Filings by Type of Case for FY 2004 .....	44-47
Table 18 Criminal Filings by Type of Case for FY 2004 .....	48-59
Table 19 Juvenile Filings by Type of Case for FY 2004 .....	60-65
Table 20 Juvenile Delinquency Filings by Type of Case for FY 2004 .....	66-75
Table 21 Mental Health Filings by Type of Case for FY 2004 .....	76-77
Probate Filings by Type of Case for FY 2004.....	78-85

### IV. County Court

List of County Court Judges .....	87
Narrative .....	89
Chart 3&4 Filings, FY 1995 to FY 2004 .....	91
Table 23 County Court Filings and Terminations Compared to Previous Year.....	93
Table 24 County Court Caseload FY 1995 to FY 2004 .....	94
Table 25 County Court Filings and Percent Change from FY 2003 to FY 2004 .....	95
Table 26 County Court Filings and Terminations for FY 2004 .....	96-99
Table 27 Court and Jury Trials for County Court for FY 2004 .....	100-101
Table 28 DUI/DWAI Filings by District for FY 1995 to FY 2004.....	103
Table 29 Civil Filings by Type of Case for FY 2004.....	104-105
Table 30 Misdemeanor Filings by Type of Case for FY 2004 .....	106-113
Table 31 Small Claims Filings by Type of Case for FY 2004 .....	114-115

## V. Water Court

List of Water Court Judges .....	117
Narrative .....	119
Table 32 Filings, Claims and Percent Change for FY 2003, 2004 .....	120

## VI. Probation

List of Chief Probation Officers.....	121
Narrative.....	123-125
Table 33 Summary of Supervision and Investigation Caseload Totals, FY 2000 to FY 2004.....	127
Table 34 Adult Probation: FY 2004 District Court Investigations.....	129
Table 35 Adult Probation: FY 2004 County Court Investigations .....	130
Table 36 Adult Probation: FY 2004 New Cases by Offense.....	131
Table 37 Adult Probation: FY 2004 New Cases by Court of Origin.....	132
Table 38 Adult Probation: FY 2004 New Cases by Supervision Type.....	133
Table 39 Adult Probation: FY 2004 New Cases by Gender .....	134
Table 40 Adult Probation: FY 2004 New Cases by Age .....	135
Table 41 Adult Probation: FY 2004 New Cases by Ethnic Group.....	136
Table 42 Adult Probation: FY 2004 Successful/Unsuccessful Terminations.....	137
Table 43 Adult Probation: FY 2004 All Probation Supervision Closure Types.....	138
Table 44 Adult Probation: FY 2004 Types of Revocation.....	139
Table 45 Adult Probation: FY 2004 Length of Stay on Probation Supervision.....	140
Table 46 Adult Probation: FY 2004 Last Risk Status at Termination.....	141
Table 47 Adult Probation: FY 2004 Active Client Status on June 30, 2003 .....	142

### Private Probation:

Table 48 Private Probation: FY 2004 New Cases by Offense Type.....	143
Table 49 Private Probation: FY 2004 New Cases by Court of Origin.....	144
Table 50 Private Probation: FY 2004 New Cases by Supervision Type.....	145
Table 51 Private Probation: FY 2004 New Cases by Gender.....	146
Table 52 Private Probation: FY 2004 New Cases by Age.....	147
Table 53 Private Probation: FY 2004 New Cases by Ethnic Group .....	148
Table 54 Private Probation: FY 2004 Successful/Unsuccessful Terminations.....	149
Table 55 Private Probation: FY 2004 Type of Revocation.....	150
Table 56 Private Probation: FY 2004 Length of Stay .....	151
Table 57 Private Probation: FY 2004 Active Clients on June 30, 2004.....	152
Table 58 Private Probation: FY 2004 Total Active Clients on June 30, 2004.....	153

### Juvenile Probation:

Table 59 Juvenile Probation: FY 2004 Investigations.....	155
Table 60 Juvenile Probation: FY 2004 New Clients by Supervision Type.....	156
Table 61 Juvenile Probation: FY 2004 New Cases by Gender .....	157
Table 62 Juvenile Probation: FY 2004 New Cases by Ethnic Group .....	158
Table 63 Juvenile Probation: FY 2004 New Cases by Age .....	159
Table 64 Juvenile Probation: FY 2004 Successful/Unsuccessful Terminations.....	160
Table 65 Juvenile Probation: FY 2004 All Supervision Closure Types .....	161
Table 66 Juvenile Probation: FY 2004 Types of Revocation.....	162
Table 67 Juvenile Probation: FY 2004 Supervision Level at Termination .....	163
Table 68 Juvenile Probation: FY 2004 Length of Stay at Termination .....	164
Table 69 Juvenile Probation: FY 2004 Active Client Risk Levels on June 30, 2004 .....	165

### Specialized Programs:

Table 70 Specialized Programs: FY 2004 Adult Intensive Supervision New Cases.....	167
Table 71 Specialized Programs: FY 2004 Sex Offender Intensive Supervision New Cases.....	168
Table 72 Specialized Programs: FY 2004 Juvenile Intensive Supervision New Cases.....	169
Table 73 Specialized Programs: FY 2004 Adult Intensive Supervision Discharges .....	170
Table 74 Specialized Programs: FY 2004 Adult Intensive Supervision Terminations.....	171
Table 75 Specialized Programs: FY 2004 Sex Offender Intensive Supervision Discharges .....	172
Table 76 Specialized Programs: FY 2004 Sex Offender Intensive Supervision Terminations .....	173
Table 77 Specialized Programs: FY 2004 Juvenile Intensive Supervision Discharges .....	174
Table 78 Specialized Programs: FY 2004 Juvenile Intensive Supervision Terminations .....	175

Table 79	Specialized Programs: FY 2004 Active Caseloads on June 30, 2004 .....	176
----------	---	-----

**Victim Services:**

Table 80	Summary of Victim Services, FY 2000 to FY 2004 .....	177
----------	--	-----

**Alcohol and Drug Driving Safety Program:**

Table 81	Summary of Colorado DUI Evaluations .....	179
----------	---	-----

**VII. Financial Information**

Narrative .....		181
-----------------	--	-----

Table 82	Colorado Judicial Branch, Collections .....	182
----------	---	-----

Chart 5	Judicial Restitution, FY 1995 to FY 2004 .....	183
---------	--	-----

Chart 6	Colorado Judicial Branch, FY 2004 Budget Appropriation .....	184
---------	--	-----

Chart 7	Colorado Judicial Branch, FY 2004 Budget Appropriation by Expenditures .....	185
---------	--	-----

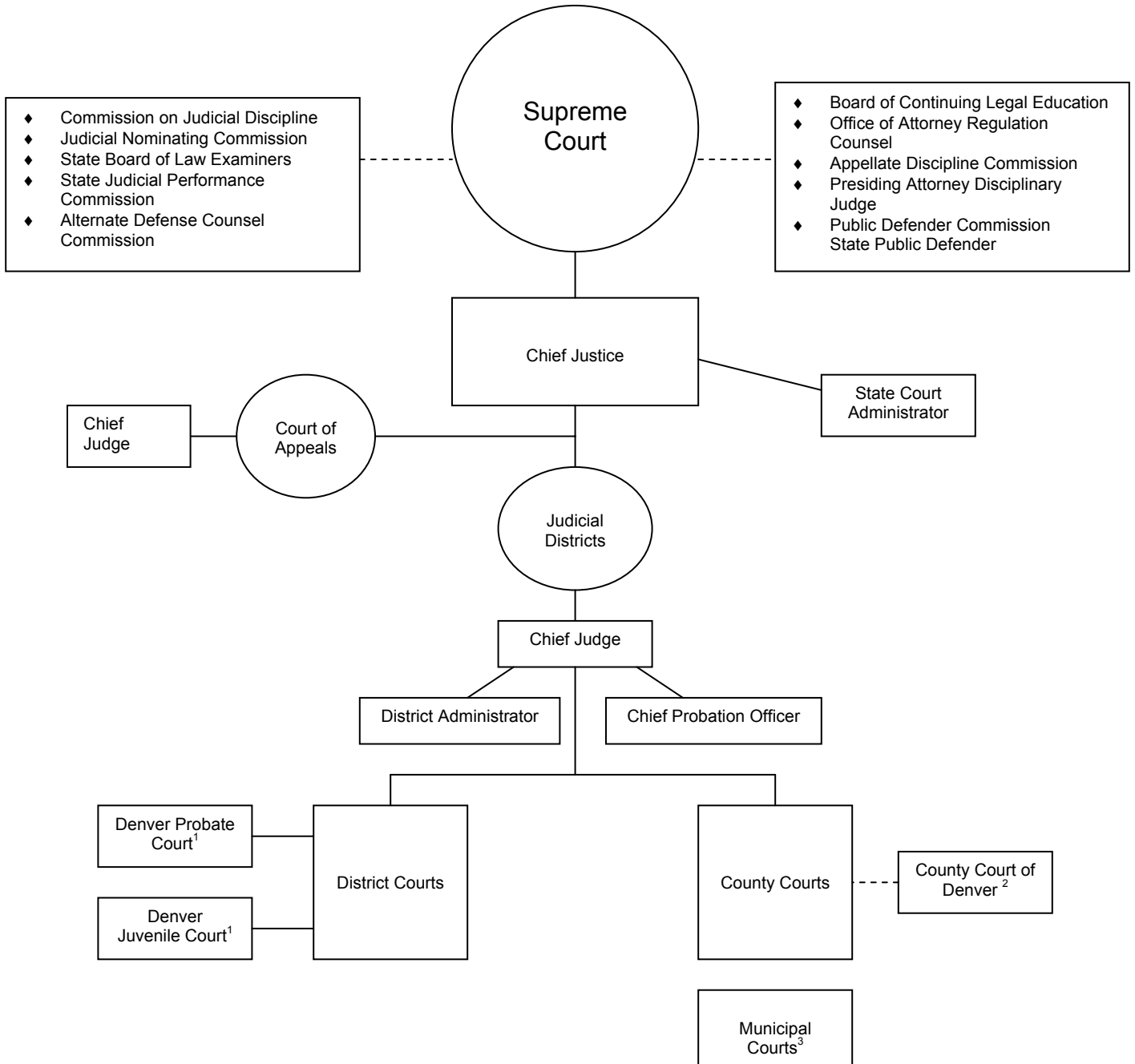
## FOREWORD

The Colorado Judicial Department Annual Statistical Report for Fiscal Year 2004 provides information about the Colorado State Courts. Profiled in this report are case load statistics for the Colorado Supreme Court, Court of Appeals, District Court, County Courts, Water Courts, Probation, as well as summarized financial information for the Judicial Department.

All references in this report reflect data gathered for Fiscal Year 2004 (July 1, 2003 through June 30, 2004), unless otherwise specified. This report can also be viewed by accessing the Colorado Judicial Department website at [www.courts.state.co.us](http://www.courts.state.co.us). If you need additional information regarding this document, please contact the Office of the State Court Administrator, Division of Planning & Analysis or Division of Probation Services at (303) 861-1111.

# Organization Chart of the Judicial Department

The Colorado court system consists of the Supreme Court, an intermediate Court of Appeals, district courts and county courts. Each county has both a district court and a county court. Special probate and juvenile courts created by the Colorado Constitution exist in the City and County of Denver. Colorado statutes also authorize locally funded municipal courts with jurisdiction limited to municipal ordinance violations.



**1 - Exclusive to the City and County of Denver. In the rest of the state, the district court is responsible for juvenile and probate matters.**

**2 - The Denver County Court functions as a municipal as well as a county court and is separate from the state court system.**

**3 - Created and maintained by local government but subject to Supreme Court rules and procedures.**

# **SUPREME COURT**

## **SUPREME COURT JUSTICES**

**Chief Justice Mary J. Mullarkey**

**Rebecca Love Kourlis**

**Gregory J. Hobbs, Jr.**

**Alex J. Martinez**

**Michael L. Bender**

**Nancy E. Rice**

**Nathan B. Coats**

## **COLORADO SUPREME COURT**

The Colorado Supreme Court is the state's court of last resort. Its decisions are binding on all County and District Courts, as well as the Court of Appeals.

The Supreme Court is composed of seven justices who serve ten-year terms. The Chief Justice is selected from the membership of the body and serves at the pleasure of a majority of the justices. The Chief Justice also serves as the executive head of the Colorado Judicial Department and is the ex-officio chair of the Supreme Court Nominating Commission. The Chief Justice appoints the Chief Judge of the Court of Appeals and the Chief Judge of each of the state's 22 judicial districts, and is vested with the authority to assign judges (active or retired) to perform judicial duties.

Requests to review decisions of the Colorado Court of Appeals constitute a majority of the Supreme Court's filings. The Supreme Court also has direct appellate jurisdiction over cases in which a statute has been held to be unconstitutional, cases involving decisions of the Public Utilities Commission, writs of habeas corpus, cases involving adjudication of water rights, summary proceedings initiated under the Election Code, and prosecutorial appeals concerning search and seizure questions in pending criminal proceedings. All of these appeals are filed directly with the Supreme Court, and, in these cases bypass the Court of Appeals. The Supreme Court also has exclusive jurisdiction to promulgate rules governing practice and procedure in civil and criminal actions.

Colorado's attorneys are licensed and disciplined by the Supreme Court. The court's attorney regulation system, funded by attorney registration fees, regulates the profession. In addition, the court oversees the State Court Administrator, Board of Continuing Legal Education, Board of Law Examiners, Commission on Judicial Discipline, and Unauthorized Practice of Law Committee.

Oral arguments are open to the public and you are welcome to visit the court. The clerk's office can assist you in planning a court visit. For more information, please contact Susan J. Festag, Clerk of the Colorado Supreme Court, at 2 East 14<sup>th</sup> Ave., Denver, Colo. 80203; or call (303) 861-1111 or (800) 888-0001.



Table 1

**Supreme Court Caseload FY 1974 to FY 2004**

<b>Fiscal Year</b>	<b>Cases Pending July 1</b>	<b>Cases Filed</b>	<b>Total Caseload</b>	<b>Cases Terminated(a)</b>	<b>Cases Pending June 30</b>
1973-74	427	611	1,038	559	479
1974-75	479	553	1,032	666	366
1975-76	366	651	1,017	674	343
1976-77	343	735	1,078	704	374
1977-78	374	854	1,228	893	335
1978-79	350	941	1,291	877	414
1979-80	414	950	1,364	893	471
1980-81	471	966	1,437	979	458
1981-82	458	1,052	1,510	1,006	504
1982-83	504	971	1,475	1,038	437
1983-84	437	1,069	1,506	950	556
1984-85	556	967	1,523	1,011	512
1985-86	512	988	1,500	973	527
1986-87	527	970	1,497	1,036	461
1987-88	461	1,022	1,483	1,001	482
1988-89	482	1,198	1,680	1,215	465
1989-90	465	1,300	1,765	1,261	504
1990-91	504	1,265	1,769	1,326	443
1991-92	443	1,313	1,756	1,286	470
1992-93	470	1,251	1,721	1,261	460
1993-94	460	1,277	1,737	1,290	447
1994-95	447	1,358	1,805	1,316	489
1995-96	489	1,401	1,890	1,368	522
1996-97	522	1,511	2,033	1,432	601
1997-98	601	1,520	2,121	1,561	560
1998-99	560	1,525	2,085	1,609	476
1999-00	476	1,617	2,093	1,563	530
2000-01	530	1,367	1,897	1,425	472
2001-02	472	1,368	1,840	1,415	425
2002-03	425	1,401	1,826	1,441	385
2003-04	385	1,317	1,702	1,319	383

(a) Terminations include cases transferred to the Court of Appeals.

Table 2

**Distribution of Case Filings in the Supreme Court  
FY 1984 to FY 2004**

	Fiscal Year	Direct Filings	Transfers from Court of Appeals	Reopened Cases	Total Filings
	1983-84	1,023	37	9	1,069
	1984-85	933	31	3	967
	1985-86	954	33	1	988
	1986-87	952	16	2	970
	1987-88	1,006	14	2	1,022
	1988-89	1,182	15	1	1,198
	1989-90	1,284	15	1	1,300
	1990-91	1,260	4	1	1,265
	1991-92	1,292	21	0	1,313
	1992-93	1,235	16	0	1,251
	1993-94	1,270	7	0	1,277
	1994-95	1,356	2	0	1,358
	1995-96	1,389	11	1	1,401
	1996-97	1,507	4	0	1,511
	1997-98	1,517	3	0	1,520
	1998-99	1,521	4	0	1,525
	1999-00	1,613	4	0	1,617
	2000-01	1,363	4	0	1,367
	2001-02	1,361	7	0	1,368
	2002-03	1,393	8	0	1,401
	2003-04	1,310	7	0	1,317

Table 3

**Distribution by Type of Case Filed in the Supreme Court  
FY 1997 to FY 2004**

	96-97	97-98	98-99	99-00	00-01	01-02	02-03	03-04
Criminal Appeals	5	7	8	4	7	3	2	2
Original Proceedings	271	315	297	309	304	288	250	295
Petitions in Certiorari	950	884	969	1,036	915	869	962	822
Civil Appeals (a)	17	13	21	10	13	23	19	10
Interlocutories	16	17	16	19	15	17	10	11
Statutory Reviews (b)	2	38	21	31	5	26	18	29
Habeas Corpus	5	11	11	50	16	17	17	14
Bail Reductions	0	0	1	1	0	0	0	0
Non-Adversary Sentence Review	0	0	0	0	0	0	1	0
Interrogatories	0	0	1	0	0	0	1	1
Reapportionment	0	0	0	0	0	1	0	0
Reopened Cases	0	0	0	0	0	0	0	0
Rule 21.1	2	5	1	3	0	1	3	0
Judicial Discipline or Disability	1	2	3	0	0	0	0	1
Request for Stay Pending Appeal	0	0	0	0	0	0	0	0
Unauthorized Practice	0	2	2	2	9	9	10	19
Original Proceedings								
In Discipline	129	107	61	15	24	15	23	25
Disability	4	6	1	0	0	0	0	1
Continuing Legal Education	82	81	102	108	45	69	62	64
Multi-District Litigation	27	32	10	29	14	30	23	23
<b>Total</b>	<b>1,511</b>	<b>1,520</b>	<b>1,525</b>	<b>1,617</b>	<b>1,367</b>	<b>1,368</b>	<b>1,401</b>	<b>1,317</b>

(a) Includes P.U.C. decisions, water cases, and constitutional questions

(b) Includes Ballot Title Reviews

<b>Fiscal Year</b>	<b>Disposed of by Written Opinion</b>	<b>Disposed of Without Opinion</b>	<b>Total Dispositions</b>	<b>Transferred to Court of Appeals</b>	<b>Total Terminations</b>
1979-80	291	596	887	6	893
1980-81	294	683	977	2	979
1981-82	279	722	1,001	5	1,006
1982-83	311	722	1,033	5	1,038
1983-84	217	731	948	2	950
1984-85	239	764	1,003	8	1,011
1985-86	222	745	967	6	973
1986-87	238	793	1,031	5	1,036
1987-88	244	749	993	8	1,001
1988-89	226	976	1,202	13	1,215
1989-90	237	1,008	1,245	16	1,261
1990-91	227	1,086	1,313	13	1,326
1991-92	216	1,058	1,274	12	1,286
1992-93	181	1,059	1,240	21	1,261
1993-94	192	1,093	1,285	5	1,290
1994-95	233	1,077	1,310	6	1,316
1995-96	193	1,176	1,369	1	1,370
1996-97	214	1,212	1,426	6	1,432
1997-98	187	1,372	1,559	2	1,561
1998-99	196	1,413	1,609	6	1,615
1999-00	111	1,452	1,563	0	1,563
2000-01	128	1,291	1,419	6	1,425
2001-02	121	1,287	1,408	7	1,415
2002-03	85	1,354	1,439	2	1,441
2003-04	89	1,228	1,317	2	1,319

	<b>Number of Opinions Announcing Judgment of the Court</b>	<b>Number of Partial Concurrences and Dissents</b>	<b>Number of Dissents</b>	<b>Number of Special Concurrences</b>	<b>Total Number of Written Opinions</b>
1989-90	230	10	44	18	302
1990-91	213	6	41	13	273
1991-92	205	16	51	17	289
1992-93	172	14	24	21	231
1993-94	194	13	38	22	267
1994-95	223	16	50	17	306
1995-96	166	16	36	8	226
1996-97	204	9	30	3	246
1997-98	179	8	35	10	232
1998-99	158	1	15	11	185
1999-00	90*	5	12	3	110*
2000-01	120	2	18	8	148
2001-02	109	7	20	4	140
2002-03	84	1	29	6	120
2003-04	78	6	22	4	110

\* Since FY2001, attorney discipline opinions are issued by the presiding disciplinary judge.

Table 6

***Distribution of Supreme Court Cases at Issue  
End of FY 2004***

	<b>Original Proceedings</b>	<b>Certiorari</b>	<b>Appeals</b>	<b>Grievances</b>	<b>Total</b>
Cases at issue awaiting oral argument	0	18	1	0	19
Cases at issue awaiting submission of briefs	0	1	2	0	3
Cases orally argued awaiting opinion	1	5	1	0	7
Cases submitted without argument	0	1	0	0	1
Opinions announced awaiting action on rehearing	1	7	3	0	11
<b>Total</b>	<b>2</b>	<b>32</b>	<b>7</b>	<b>0</b>	<b>41</b>

Table 7

***Distribution of Supreme Court Cases Not at Issue  
End of FY 2004***

<b>Pending Cases</b>	<b>Total</b>
Certiorari granted, awaiting briefs on merits	23
Certiorari pending	230
Appeals pending	38
Original proceedings pending	3
Interlocutory appeals pending	0
Grievance matters pending	7
Unauthorized practice pending	8
Judicial discipline pending	0
<b>Total</b>	<b>309</b>

# **COURT OF APPEALS**

## **COURT OF APPEALS JUDGES**

**Chief Judge Janice B. Davidson**

**Jose D. L. Marquez**

**Sandra I. Rothenberg**

**Daniel M. Taubman**

**James S. Casebolt**

**Arthur P. Roy**

**JoAnn L. Vogt**

**Henry E. Nieto**

**John D. Dailey**

**John R. Webb**

**Dennis A. Graham**

**Russell Carparelli**

**Alan M. Loeb**

**Marsha M. Piccone**

**Robert M. Russel (1)**

**Robert D. Hawthorne (2)**

(1) Replaced Peter H. Ney

(2) Replaced Robert J. Kapelke

## **COLORADO COURT OF APPEALS**

The Colorado Court of Appeals is the state's intermediate appellate court. Sixteen judges, who sit in panels or divisions of three, serve eight-year terms. The mission of the Court of Appeals is to provide the citizens of Colorado with clear, impartial and timely resolution of appealed orders and judgments as provided by law.

The body was created by statute; accordingly, jurisdiction is limited to areas specified by statute, together with the inherent powers granted to all courts in the state. However, in cases of first impression, or where existing law is not dispositive, the Court of Appeals is a law-making court.

The Court of Appeals is generally the first court to hear appeals of judgments and orders in criminal, juvenile, civil, domestic relations and probate matters. In addition, the Court of Appeals has specific appellate jurisdiction over decisions originating from a number of state administrative boards and agencies, including the Industrial Claim Appeals Office. Its determination of an appeal is final unless the Colorado Supreme Court agrees to hear the matter.

Oral arguments are open to the public and you are always welcome to visit the court. For more information pertaining to the Colorado Court of Appeals, or to observe oral arguments, contact John Doerner, Clerk of the Court at (303) 837-3785 or (800) 888-0001, ext. 785. The Court of Appeals is located in the Colorado Judicial Building at Two East 14<sup>th</sup> Ave., Denver, Colorado 80203.

Table 8

<b><i>Caseload of Court of Appeals for FY 1974 through FY 2004</i></b>				
<b>Fiscal Year</b>	<b>Cases Pending July 1</b>	<b>Cases Filed</b>	<b>Cases Terminated*</b>	<b>Cases Pending June 30</b>
1973-74	356	444	441	359
1974-75	359	858	625	592
1975-76	592	915	833	674
1976-77	674	1,128	918	884
1977-78	884	1,119	1,000	1,003
1978-79	1,003	1,214	1,119	1,098
1979-80	1,098	1,207	1,164	1,141
1980-81	1,139	1,285	1,213	1,211
1981-82	1,211	1,512	1,320	1,403
1982-83	1,403	1,453	1,381	1,475
1983-84	1,475	1,580	1,411	1,644
1984-85	1,644	1,631	1,396	1,879
1985-86	1,879	1,917	1,630	2,166
1986-87	2,166	1,930	1,602	2,494
1987-88	2,494	1,946	2,034	2,406
1988-89	2,406	2,012	2,193	2,225
1989-90	2,225	2,270	2,144	2,351
1990-91	2,351	2,147	2,192	2,306
1991-92	2,306	2,201	2,335	2,172
1992-93	2,172	2,109	2,269	2,012
1993-94	2,012	2,287	2,192	2,107
1994-95	2,107	2,179	2,156	2,130
1995-96	2,130	2,289	2,318	2,101
1996-97	2,101	2,245	2,274	2,072
1997-98	2,072	2,410	2,231	2,251
1998-99	2,251	2,647	2,458	2,440
1999-00*	2,440	2,502	2,599	2,343
2000-01	2,343	2,335	2,414	2,264
2001-02	2,264	2,673	2,463	2,474
2002-03	2,474	2,589	2,510	2,553
2003-04	2,553	2,558	2,511	2,600

\*Terminated and pending case totals for FY 2000 & 2003 have been amended to reflect a manual count of open cases.

Table 9

***Distribution of Case Filings and Percent Change  
for FY 2003 and FY 2004***

<b>Case Filings</b>	<b>FY 2003</b>	<b>FY 2004</b>	<b>% Change</b>
Criminal	1,041	1,017	-2.3%
Civil	1,076	1,085	0.8%
ICAO (1)	321	308	-4.0%
Other (juvenile, agency)	151	148	-2.0%
<b>Total</b>	<b>2,589</b>	<b>2,558</b>	<b>-1.2%</b>

(1) Industrial Claims Appeals Office

Table 10

***Distribution of Case Terminations and Percent Change  
for FY 2003 and FY 2004***

<b>Case Terminations</b>	<b>FY 2003</b>	<b>FY 2004</b>	<b>% Change</b>
Published Opinions	278	263	-5.4%
Unpublished Opinions	1,331	1,354	1.7%
Dismissed	894	887	-0.8%
Transferred to Supreme Court	8	7	-12.5%
<b>Total</b>	<b>2,511</b>	<b>2,511</b>	<b>0.0%</b>



## DISTRICT COURT JUDGES

### FIRST JUDICIAL DISTRICT

R. Brooke Jackson, Chief Judge  
Leland P. Anderson  
Jack W. Berryhill  
Brian Boatright  
Christopher J. Munch  
Stephen M. Munsinger  
Frank Plaut  
Ruthanne N. Polidori  
Jane A. Tidball  
L. Thomas Woodford  
James D. Zimmerman

### SECOND JUDICIAL DISTRICT

H. Jeffrey Bayless, Chief Judge  
John W. Coughlin  
Martin F. Egelhoff  
Shelley I. Gilman  
Christina M. Habas  
Morris B. Hoffman  
Robert S. Hyatt  
Catherine A. Lemon (1)  
Lawrence A. Manzanares  
Michael A. Martinez  
Robert L. McGahey, Jr.  
John N. McMullen  
Joseph E. Meyer, III  
R. Michael Mullins  
Larry J. Naves  
J. Stephen Phillips  
Sheila A. Rappaport  
Gloria A. Rivera  
William D. Robbins  
Herbert L. Stern, III

### DENVER JUVENILE COURT

Karen Ashby, Presiding Judge  
Dana U. Wakefield  
Orrelle R. Weeks

### DENVER PROBATE COURT

C. Jean Stewart, Presiding Judge

### THIRD JUDICIAL DISTRICT

Claude W. Appel, Chief Judge  
George A. Newnam

### FOURTH JUDICIAL DISTRICT

Gilbert A. Martinez, Chief Judge  
Rebecca S. Bromley  
Theresa M. Cisneros  
Edward S. Colt  
David A. Gilbert  
Richard V. Hall  
Thomas K. Kane  
James P. Kelly  
Thomas L. Kennedy  
Robert L. Lowrey  
G. David Miller  
Steven T. Pelican  
Kirk S. Samelson  
Larry E. Schwartz  
David L. Shakes  
Timothy Simmons

### FIFTH JUDICIAL DISTRICT

W. Terry Ruckriegle, Chief Judge  
Richard H. Hart  
Richard H. Hart David R. Lass  
Robert T. Moorhead

### SIXTH JUDICIAL DISTRICT

Gregory G. Lyman, Chief Judge  
David L. Dickinson  
Jeffrey R. Wilson

### SEVENTH JUDICIAL DISTRICT

J. Steven Patrick, Chief Judge  
Dennis P. Friedrich  
Charles R. Greenacre

### EIGHTH JUDICIAL DISTRICT

James H. Hiatt, Chief Judge  
Jolene C. Blair  
Terence Gilmore  
Daniel J. Kaup  
John D. Williams

### NINTH JUDICIAL DISTRICT

Thomas W. Ossola, Chief Judge  
James B. Boyd  
T. Peter Craven

### TENTH JUDICIAL DISTRICT

C. Dennis Maes, Chief Judge  
David A. Cole  
David W. Crockenberg  
Scott B. Epstein  
Victor I. Reyes  
Rosalie Vigna

### ELEVENTH JUDICIAL DISTRICT

Charles M. Barton, Chief Judge  
Julie G. Marshall  
Kenneth M. Plotz

### TWELFTH JUDICIAL DISTRICT

O. John Kuenhold, Chief Judge  
Pattie Swift

### THIRTEENTH JUDICIAL DISTRICT

Steven E. Shinn, Chief Judge  
James R. Leh  
Michael K. Singer  
Douglas R. Vannoy

### FOURTEENTH JUDICIAL DISTRICT

Michael A. O'Hara III, Chief Judge  
Paul R. McLimans

### FIFTEENTH JUDICIAL DISTRICT

Stanley A. Brinkley, Chief Judge  
P. Douglas Tallman

### SIXTEENTH JUDICIAL DISTRICT

M. Jon Kolomitz, Chief Judge  
Michael A. Schiferl

### SEVENTEENTH JUDICIAL DISTRICT

Harlan R. Bockman, Chief Judge  
C. Scott Crabtree  
Katherine R. Delgado  
Thomas R. Ensor  
Donald W. Marshall, Jr.  
Chris Melonakis  
C. Vincent Phelps, Jr.  
John E. Popovich, Jr.  
John J. Vigil

### EIGHTEENTH JUDICIAL DISTRICT

John P. Leopold, Chief Judge  
Angela R. Arkin  
Thomas J. Curry  
Timothy L. Fasing  
J. Mark Hannen  
Nancy A. Hopf  
Paul A. King  
Marilyn Leonard  
Cheryl L. Post  
Gerald J. Rafferty  
Juanita Rice  
Robert H. Russell, II  
Michael Spear  
William B. Sylvester  
James F. Macrum

### NINETEENTH JUDICIAL DISTRICT

Roger A. Klein, Chief Judge  
Gilbert A. Gutierrez  
James F. Hartmann  
J. Robert Lowenbach  
Daniel S. Maus

### TWENTIETH JUDICIAL DISTRICT

Roxanne Bailin, Chief Judge  
Carol Glowinsky  
Daniel C. Hale  
Dolores (D.D.) Mallard (2)  
Lael E. Montgomery  
Morris W. Sandstead, Jr.

### TWENTY-FIRST JUDICIAL DISTRICT

(Pending), Chief Judge  
Amanda Bailey  
David A. Bottger  
Charles A. Buss  
Nicholas R. Massaro, Jr.

### TWENTY-SECOND JUDICIAL DISTRICT

Sharon L. Hansen, Chief Judge

- (1) Replaced Frank Martinez  
(2) Replaced Frank N. Dubofsky

## **DISTRICT COURT**

Colorado is sectioned into 22 Judicial Districts encompassing all 64 counties. Across the state, district boundaries are aligned with county lines – some districts include just one county, while others include as many as seven. Each district has at least one district court location. The Supreme Court Chief Justice appoints a Chief Judge for each district to serve as the Chief Judicial Officer. In addition, each district has at least two district court judges who may preside in more than one district court within that judicial district, particularly in rural areas of the state. There are currently 132 district judges.

District judges preside over felony criminal matters, civil claims in any amount, juvenile matters (including adoption, dependency and neglect matters, juvenile delinquency, and paternity actions), probate, mental health, divorce proceedings, and water cases. Additionally, district judges preside over jury trials, handle appeals from Colorado's municipal and county courts, and review decisions of administrative boards and agencies. District decisions may be appealed to the Colorado Court of Appeals and/or to the Colorado Supreme Court.

In Fiscal Year 2004 there were 177,358 case filings at the district court level (excluding water cases). Colorado's district courts were able to terminate 176,306 cases during that same 12-month period. During the past ten years, district court filings have increased 32.2 percent, rising from 134,160 cases to the current level of filings, with the greatest area of increase occurring in civil filings.

## District Case Filings -- Proportion of Cases by Type Ten Year Comparison

Chart 1: Filings, FY 1995  
Total Number of Filings: 134,160

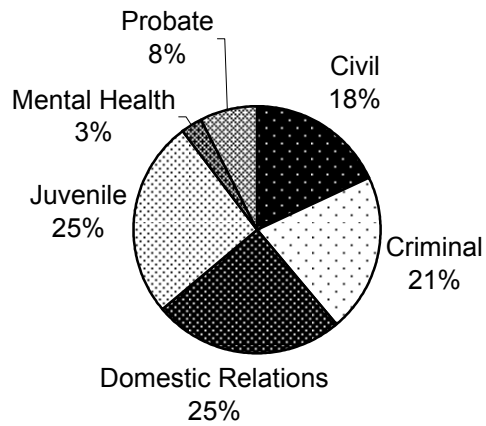
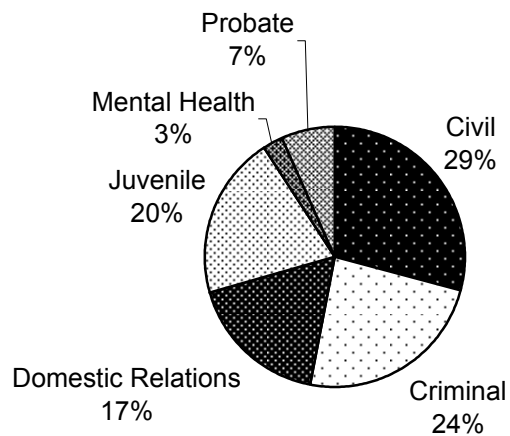


Chart 2: Filings, FY 2004  
Total Number of Filings: 177,358



**Table 11: District Court Filings, Terminations, and Percent Change: FY2003, FY2004**

<b>Filings Compared to Previous Year</b>			
<b>Case Class</b>	<b>FY03</b>	<b>FY04</b>	<b>Percent Change</b>
Civil	43,976	51,846	17.90%
Criminal	41,257	42,427	2.84%
Domestic Relations	31,771	30,826	-2.97%
Juvenile	36,362	36,078	-0.78%
Mental Health	4,330	4,528	4.57%
Probate	11,762	11,653	-0.93%
<b>Total</b>	<b>169,458</b>	<b>177,358</b>	<b>4.66%</b>

<b>Terminations Compared to Previous Year</b>			
<b>Case Class</b>	<b>FY03</b>	<b>FY04</b>	<b>Percent Change</b>
Civil	43,000	50,777	18.09%
Criminal	39,725	40,588	2.17%
Domestic Relations	32,282	31,510	-2.39%
Juvenile	35,902	35,561	-0.95%
Mental Health	4,405	4,308	-2.20%
Probate	11,946	13,562	13.53%
<b>Total</b>	<b>167,260</b>	<b>176,306</b>	<b>5.41%</b>

**Table 12: District Court Caseload FY1995 to FY2004**

<b>Case Class</b>	<b>FY95</b>	<b>FY96</b>	<b>FY97</b>	<b>FY98</b>	<b>FY99</b>	<b>FY00</b>	<b>FY01</b>	<b>FY02</b>	<b>FY03</b>	<b>FY04</b>
<b>CIVIL</b>										
NewCasesFiled	24,054	33,434	33,434	40,389	38,848	39,161	37,235	41,349	43,976	51,846
CasesTerminated*	24,074	33,825	33,825	43,442	37,969	38,783	36,817	41,277	43,000	50,777
<b>CRIMINAL</b>										
NewCasesFiled	28,172	30,613	33,867	38,815	37,538	35,770	36,860	39,147	41,257	42,427
CasesTerminated*	31,503	40,187	41,680	36,455	38,880	36,037	35,071	37,621	39,725	40,588
<b>DOMESTIC RELATIONS</b>										
NewCasesFiled	33,456	31,764	31,819	32,179	31,885	32,318	31,068	32,166	31,771	30,826
CasesTerminated*	31,211	38,292	39,426	35,030	38,934	33,146	31,468	33,719	32,282	31,510
<b>JUVENILE</b>										
NewCasesFiled	34,689	36,025	37,540	38,905	37,214	36,601	34,481	35,691	36,362	36,078
CasesTerminated*	35,096	45,976	59,908	37,062	35,616	40,434	35,910	35,409	35,902	35,561
<b>MENTAL HEALTH</b>										
NewCasesFiled	3,642	3,873	3,840	4,139	4,142	4,141	4,216	4,229	4,330	4,528
CasesTerminated*	3,009	3,466	3,803	3,804	4,149	4,544	4,290	4,194	4,405	4,308
<b>PROBATE</b>										
NewCasesFiled	10,147	11,263	11,432	11,412	11,714	11,605	11,360	11,655	11,762	11,653
CasesTerminated*	13,962	12,470	11,768	9,742	9,888	18,618	11,577	13,675	11,946	13,562
<b>TOTAL</b>										
<b>NewCasesFiled</b>	<b>134,160</b>	<b>138,782</b>	<b>151,932</b>	<b>165,839</b>	<b>161,341</b>	<b>159,596</b>	<b>155,220</b>	<b>164,237</b>	<b>169,458</b>	<b>177,358</b>
<b>CasesTerminated*</b>	<b>138,855</b>	<b>167,962</b>	<b>190,410</b>	<b>165,535</b>	<b>165,436</b>	<b>171,562</b>	<b>155,133</b>	<b>165,895</b>	<b>167,260</b>	<b>176,306</b>

\*Termination levels have fluctuated over the past several years as districts have continued to address issues created by computer conversion. In some instances, conversion caused previously terminated cases to reopen, resulting in a temporary inflated termination count at the time districts reclosed them.

**Table 13: District Court Filings, Terminations, and Percent Change: FY 2003, FY 2004**

District	Filings			Terminations		
	FY03	FY04	Percent Change	FY03	FY04	Percent Change
1	17,148	17,735	3.31%	16,782	19,757	15.06%
2	17,908	19,450	7.93%	17,244	19,588	11.97%
2nd Juvenile	5,765	5,665	-1.77%	5,613	5,573	-0.72%
2nd Probate	2,996	3,002	0.20%	2,890	2,773	-4.22%
3	1,365	1,313	-3.96%	1,321	1,254	-5.34%
4	22,486	23,930	6.03%	21,888	24,114	9.23%
5	3,480	3,604	3.56%	3,386	3,593	6.11%
6	2,159	1,976	-8.48%	2,164	1,903	-12.06%
7	3,152	3,085	-2.13%	3,169	2,968	-6.34%
8	8,396	8,837	5.25%	8,033	8,759	9.04%
9	2,453	2,317	-5.54%	2,389	2,342	-1.97%
10	7,292	7,381	1.22%	7,283	7,217	-0.91%
11	3,553	3,555	0.06%	3,653	3,580	-2.00%
12	2,299	2,235	-2.78%	2,285	2,117	-7.35%
13	3,192	3,276	2.63%	3,652	2,908	-20.37%
14	1,890	1,942	2.75%	1,894	1,951	3.01%
15	1,006	826	-17.89%	1,116	935	-16.22%
16	1,560	1,502	-3.72%	1,533	1,572	2.54%
17	14,979	16,076	7.32%	14,918	15,727	5.42%
18	23,370	25,231	7.96%	23,070	24,096	4.45%
19	7,829	8,604	9.90%	7,563	8,039	6.29%
20	8,744	9,061	3.63%	8,724	9,029	3.50%
21	5,231	5,689	8.76%	5,319	5,455	2.56%
22	1,205	1,066	-11.54%	1,371	1,056	-22.98%
<b>State Total<sup>(a)</sup></b>	<b>169,458</b>	<b>177,358</b>	<b>4.66%</b>	<b>167,260</b>	<b>176,306</b>	<b>5.41%</b>

<sup>(a)</sup> Totals do not include Water Court.

**Table 14: District Court Filings and Terminations, FY 2004**

District	Court Location	Civil		Criminal		Domestic Relations		Juvenile	
		Filings	Term.	Filings	Term.	Filings	Term.	Filings	Term.
1	Gilpin	103	115	87	119	22	23	17	15
	Jefferson	4,487	4,607	3,976	3,607	3,333	3,448	3,940	3,908
	<b>Total</b>	<b>4,590</b>	<b>4,722</b>	<b>4,063</b>	<b>3,726</b>	<b>3,355</b>	<b>3,471</b>	<b>3,957</b>	<b>3,923</b>
2	Denver	10,873	10,829	4,985	5,028	3,592	3,731	n/a	n/a
	Denver Juvenile	n/a	n/a	n/a	n/a	n/a	n/a	5,665	5,573
	Denver Probate	n/a	n/a	n/a	n/a	n/a	n/a	n/a	n/a
	<b>Total</b>	<b>10,873</b>	<b>10,829</b>	<b>4,985</b>	<b>5,028</b>	<b>3,592</b>	<b>3,731</b>	<b>5,665</b>	<b>5,573</b>
3	Huerfano	137	134	189	174	55	67	100	94
	Las Animas	130	136	285	258	125	135	185	163
	<b>Total</b>	<b>267</b>	<b>270</b>	<b>474</b>	<b>432</b>	<b>180</b>	<b>202</b>	<b>285</b>	<b>257</b>
4	El Paso	5,871	5,808	6,187	5,891	4,468	4,817	4,707	4,853
	Teller	377	395	238	260	125	136	148	152
	<b>Total</b>	<b>6,248</b>	<b>6,203</b>	<b>6,425</b>	<b>6,151</b>	<b>4,593</b>	<b>4,953</b>	<b>4,855</b>	<b>5,005</b>
5	Clear Creek	137	122	140	119	69	70	107	104
	Eagle	864	895	421	404	198	198	153	145
	Lake	87	97	126	124	29	40	85	87
	Summit	428	418	300	288	140	138	102	103
	<b>Total</b>	<b>1,516</b>	<b>1,532</b>	<b>987</b>	<b>935</b>	<b>436</b>	<b>446</b>	<b>447</b>	<b>439</b>
6	Archuleta	169	175	115	110	75	75	43	39
	La Plata	301	314	531	453	340	346	173	166
	San Juan	9	1	7	4	2	2	2	3
	<b>Total</b>	<b>479</b>	<b>490</b>	<b>653</b>	<b>567</b>	<b>417</b>	<b>423</b>	<b>218</b>	<b>208</b>
7	Delta	186	185	218	209	242	254	158	158
	Gunnison	103	110	187	166	81	89	108	101
	Hinsdale	9	8	21	12	4	7	8	5
	Montrose	263	239	289	251	378	339	215	238
	Ouray	38	39	22	29	14	17	30	7
	San Miguel	86	92	65	62	41	46	13	18
	<b>Total</b>	<b>685</b>	<b>673</b>	<b>802</b>	<b>729</b>	<b>760</b>	<b>752</b>	<b>532</b>	<b>527</b>
8	Jackson	9	2	18	11	10	6	1	3
	Larimer	2,103	2,105	2,431	2,328	1,584	1,612	1,848	1,846
	<b>Total</b>	<b>2,112</b>	<b>2,107</b>	<b>2,449</b>	<b>2,339</b>	<b>1,594</b>	<b>1,618</b>	<b>1,849</b>	<b>1,849</b>
9	Garfield	364	356	470	492	393	438	243	233
	Pitkin	293	278	86	72	87	88	24	17
	Rio Blanco	35	42	48	51	55	53	39	26
	<b>Total</b>	<b>692</b>	<b>676</b>	<b>604</b>	<b>615</b>	<b>535</b>	<b>579</b>	<b>306</b>	<b>276</b>
10	Pueblo	1,783	1,765	2,133	2,127	1,061	1,070	1,457	1,472
11	Chaffee	137	122	119	131	137	130	127	112
	Custer	37	42	40	32	28	22	17	18
	Fremont	576	535	522	550	383	407	608	570
	Park	270	317	95	109	79	82	74	78
	<b>Total</b>	<b>1,020</b>	<b>1,016</b>	<b>776</b>	<b>822</b>	<b>627</b>	<b>641</b>	<b>826</b>	<b>778</b>

**Table 14: District Court Filings and Terminations, FY 2004**

District	Court Location	Mental Health		Probate		Total	
		Filings	Term.	Filings	Term.	Filings	Term.
1	Gilpin	1	1	16	42	246	315
	Jefferson	439	429	1,314	3,443	17,489	19,442
	<b>Total</b>	440	430	1,330	3,485	17,735	19,757
2	Denver	n/a	n/a	n/a	n/a	19,450	19,588
	Denver Juvenile	n/a	n/a	n/a	n/a	5,665	5,573
	Denver Probate	1,124	1,059	1,878	1,714	3,002	2,773
	<b>Total</b>	1,124	1,059	1,878	1,714	28,117	27,934
3	Huerfano	3	3	40	35	524	507
	Las Animas	10	10	54	45	789	747
	<b>Total</b>	13	13	94	80	1,313	1,254
4	El Paso	403	363	1,340	1,361	22,976	23,093
	Teller	14	13	52	65	954	1,021
	<b>Total</b>	417	376	1,392	1,426	23,930	24,114
5	Clear Creek	3	3	35	52	491	470
	Eagle	8	8	101	104	1,745	1,754
	Lake	3	3	17	20	347	371
	Summit	12	12	39	39	1,021	998
	<b>Total</b>	26	26	192	215	3,604	3,593
6	Archuleta	5	4	39	52	446	455
	La Plata	31	28	126	128	1,502	1,435
	San Juan	2	0	6	3	28	13
	<b>Total</b>	38	32	171	183	1,976	1,903
7	Delta	10	8	95	84	909	898
	Gunnison	3	2	37	40	519	508
	Hinsdale	1	1	2	3	45	36
	Montrose	15	18	116	107	1,276	1,192
	Ouray	1	1	13	5	118	98
	San Miguel	4	3	9	15	218	236
	<b>Total</b>	34	33	272	254	3,085	2,968
8	Jackson	0	0	5	3	43	25
	Larimer	242	253	586	590	8,794	8,734
	<b>Total</b>	242	253	591	593	8,837	8,759
9	Garfield	14	16	105	129	1,589	1,664
	Pitkin	0	0	34	27	524	482
	Rio Blanco	6	4	21	20	204	196
	<b>Total</b>	20	20	160	176	2,317	2,342
10	Pueblo	376	384	571	399	7,381	7,217
11	Chaffee	8	8	45	45	573	548
	Custer	0	0	23	25	145	139
	Fremont	19	23	152	146	2,260	2,231
	Park	2	2	57	74	577	662
	<b>Total</b>	29	33	277	290	3,555	3,580



**Table 14: District Court Filings and Terminations, FY 2004**

District	Court Location	Civil		Criminal		Domestic Relations		Juvenile	
		Filings	Term.	Filings	Term.	Filings	Term.	Filings	Term.
12	Alamosa	154	157	345	304	183	204	221	210
	Conejos	53	46	61	45	34	37	46	51
	Costilla	46	52	40	29	19	24	31	30
	Mineral	13	9	1	3	3	2	4	5
	Rio Grande	78	77	187	155	91	94	136	130
	Saguache	73	54	65	42	51	48	56	63
	<b>Total</b>	<b>417</b>	<b>395</b>	<b>699</b>	<b>578</b>	<b>381</b>	<b>409</b>	<b>494</b>	<b>489</b>
13	Kit Carson	86	76	116	101	40	50	49	39
	Logan	222	210	272	224	189	172	165	142
	Morgan	273	270	289	271	201	194	256	258
	Phillips	18	11	37	21	12	19	24	10
	Sedgwick	10	12	35	25	11	12	18	19
	Washington	35	34	65	52	26	26	40	31
	Yuma	53	59	94	58	36	39	64	43
	<b>Total</b>	<b>697</b>	<b>672</b>	<b>908</b>	<b>752</b>	<b>515</b>	<b>512</b>	<b>616</b>	<b>542</b>
14	Grand	230	234	115	121	66	78	46	52
	Moffat	104	109	280	217	155	145	121	105
	Routt	225	228	205	191	163	180	82	76
	<b>Total</b>	<b>559</b>	<b>571</b>	<b>600</b>	<b>529</b>	<b>384</b>	<b>403</b>	<b>249</b>	<b>233</b>
15	Baca	42	33	35	43	21	18	23	24
	Cheyenne	10	22	7	8	11	8	7	9
	Kiowa	16	20	6	8	3	7	14	10
	Prowers	74	95	170	188	116	130	128	154
	<b>Total</b>	<b>142</b>	<b>170</b>	<b>218</b>	<b>247</b>	<b>151</b>	<b>163</b>	<b>172</b>	<b>197</b>
16	Bent	67	77	72	44	57	44	40	51
	Crowley	102	96	52	51	37	42	35	38
	Otero	195	210	305	329	197	188	192	198
	<b>Total</b>	<b>364</b>	<b>383</b>	<b>429</b>	<b>424</b>	<b>291</b>	<b>274</b>	<b>267</b>	<b>287</b>
17	Adams	4,462	4,462	3,774	3,660	2,632	2,479	2,930	2,935
	Broomfield	358	328	335	299	278	252	270	257
	<b>Total</b>	<b>4,820</b>	<b>4,790</b>	<b>4,109</b>	<b>3,959</b>	<b>2,910</b>	<b>2,731</b>	<b>3,200</b>	<b>3,192</b>
18	Arapahoe	6,494	5,672	3,522	3,494	3,341	3,500	3,772	3,630
	Douglas	1,837	1,747	877	791	1,319	1,316	1,076	1,037
	Elbert	272	280	57	56	141	135	65	78
	Lincoln	77	66	104	112	39	36	55	61
	<b>Total</b>	<b>8,680</b>	<b>7,765</b>	<b>4,560</b>	<b>4,453</b>	<b>4,840</b>	<b>4,987</b>	<b>4,968</b>	<b>4,806</b>
19	Weld	2,152	2,047	2,130	1,905	1,252	1,217	2,576	2,404
20	Boulder	2,592	2,601	2,173	2,182	1,470	1,475	1,911	1,877
21	Mesa	946	899	1,870	1,736	1,266	1,236	1,083	1,061
22	Dolores	19	19	20	18	10	14	6	4
	Montezuma	193	182	360	334	206	203	139	162
	<b>Total</b>	<b>212</b>	<b>201</b>	<b>380</b>	<b>352</b>	<b>216</b>	<b>217</b>	<b>145</b>	<b>166</b>
<b>State Total</b>		<b>51,846</b>	<b>50,777</b>	<b>42,427</b>	<b>40,588</b>	<b>30,826</b>	<b>31,510</b>	<b>36,078</b>	<b>35,561</b>

**Table 14: District Court Filings and Terminations, FY 2004**

District	Court Location	Mental Health		Probate		Total	
		Filings	Term.	Filings	Term.	Filings	Term.
12	Alamosa	9	7	50	58	962	940
	Conejos	0	0	27	37	221	216
	Costilla	3	3	60	57	199	195
	Mineral	0	0	6	5	27	24
	Rio Grande	6	6	57	50	555	512
	Saguache	2	1	23	22	270	230
	<b>Total</b>	<b>20</b>	<b>17</b>	<b>223</b>	<b>229</b>	<b>2,234</b>	<b>2,117</b>
13	Kit Carson	11	13	42	23	344	302
	Logan	95	86	64	59	1,007	893
	Morgan	49	49	94	91	1,162	1,133
	Phillips	8	0	37	21	136	82
	Sedgwick	6	5	14	14	94	87
	Washington	3	3	34	24	203	170
	Yuma	19	5	65	37	331	241
	<b>Total</b>	<b>191</b>	<b>161</b>	<b>350</b>	<b>269</b>	<b>3,277</b>	<b>2,908</b>
14	Grand	7	7	31	35	495	527
	Moffat	7	7	46	46	713	629
	Routt	6	6	53	114	734	795
	<b>Total</b>	<b>20</b>	<b>20</b>	<b>130</b>	<b>195</b>	<b>1,942</b>	<b>1,951</b>
15	Baca	3	2	32	30	156	150
	Cheyenne	3	3	22	36	60	86
	Kiowa	1	1	22	23	62	69
	Prowers	9	9	51	54	548	630
	<b>Total</b>	<b>16</b>	<b>15</b>	<b>127</b>	<b>143</b>	<b>826</b>	<b>935</b>
16	Bent	4	5	26	72	266	293
	Crowley	3	1	17	26	246	254
	Otero	18	15	83	85	990	1,025
	<b>Total</b>	<b>25</b>	<b>21</b>	<b>126</b>	<b>183</b>	<b>1,502</b>	<b>1,572</b>
17	Adams	337	324	611	654	14,746	14,514
	Broomfield	31	29	58	48	1,330	1,213
	<b>Total</b>	<b>368</b>	<b>353</b>	<b>669</b>	<b>702</b>	<b>16,076</b>	<b>15,727</b>
18	Arapahoe	504	469	1,259	1,273	18,892	18,038
	Douglas	75	64	248	196	5,432	5,151
	Elbert	8	7	60	52	603	608
	Lincoln	5	4	24	20	304	299
	<b>Total</b>	<b>592</b>	<b>544</b>	<b>1,591</b>	<b>1,541</b>	<b>25,231</b>	<b>24,096</b>
19	Weld	66	56	428	410	8,604	8,039
20	Boulder	312	310	603	584	9,061	9,029
21	Mesa	148	143	376	380	5,689	5,455
22	Dolores	1	0	8	10	64	65
	Montezuma	10	9	94	101	1,002	991
	<b>Total</b>	<b>11</b>	<b>9</b>	<b>102</b>	<b>111</b>	<b>1,066</b>	<b>1,056</b>
<b>State Total</b>		<b>4,528</b>	<b>4,308</b>	<b>11,653</b>	<b>13,562</b>	<b>177,358</b>	<b>176,306</b>

**Table 15: Court and Jury Trials for District Court, FY 2004**

District	Court Location	Criminal		Civil		Domestic Relations		Juvenile	
		Court	Jury	Court	Jury	Court	Jury	Court	Jury
1	Gilpin	0	1	3	0	0	0	0	0
	Jefferson	4	86	47	39	1	0	26	9
	<i>Total</i>	4	87	50	39	1	0	26	9
2	Denver	2	130	61	88	0	0	n/a	n/a
	Denver Juvenile	n/a	n/a	n/a	n/a	n/a	n/a	82	1
	Denver Probate	n/a	n/a	n/a	n/a	n/a	n/a	n/a	n/a
	<i>Total</i>	2	130	61	88	0	0	82	1
3	Huerfano	0	0	3	0	0	0	0	0
	Las Animas	0	2	4	1	0	0	0	0
	<i>Total</i>	0	2	7	1	0	0	0	0
4	El Paso	1	72	30	41	0	0	57	3
	Teller	0	3	2	2	0	0	1	0
	<i>Total</i>	1	75	32	43	0	0	58	3
5	Clear Creek	0	2	3	0	0	0	1	0
	Eagle	0	1	8	2	0	0	1	0
	Lake	0	0	1	0	0	0	1	0
	Summit	0	6	0	1	0	0	1	0
	<i>Total</i>	0	9	12	3	0	0	4	0
6	Archuleta	0	1	2	1	1	0	0	0
	La Plata	0	4	5	0	1	0	10	0
	San Juan	0	0	0	0	0	0	0	0
	<i>Total</i>	0	5	7	1	2	0	10	0
7	Delta	0	1	6	0	0	0	3	1
	Gunnison	1	4	3	0	0	0	0	0
	Hinsdale	0	0	0	1	0	0	0	0
	Montrose	0	3	6	0	0	0	0	0
	Ouray	0	0	3	0	0	0	0	0
	San Miguel	0	2	2	0	0	0	1	0
	<i>Total</i>	1	10	20	1	0	0	4	1
8	Jackson	0	0	0	0	0	0	0	0
	Larimer	2	9	14	13	0	0	5	1
	<i>Total</i>	2	9	14	13	0	0	5	1
9	Garfield	2	6	5	2	0	0	0	0
	Pitkin	1	2	2	3	0	0	0	0
	Rio Blanco	0	0	3	0	0	0	2	0
	<i>Total</i>	3	8	10	5	0	0	2	0
10	Pueblo	0	37	15	12	0	0	4	5
11	Chaffee	0	0	1	3	0	0	0	0
	Custer	0	3	5	0	0	0	0	0
	Fremont	0	12	3	1	0	0	0	0
	Park	1	2	4	1	0	0	0	1
	<i>Total</i>	1	17	13	5	0	0	0	1

**Table 15: Court and Jury Trials for District Court, FY 2004**

District	Court Location	Mental Health		Probate		Total	
		Court	Jury	Court	Jury	Court	Jury
1	Gilpin	0	0	0	0	3	1
	Jefferson	0	0	1	0	79	134
	<i>Total</i>	0	0	1	0	82	135
2	Denver	n/a	n/a	n/a	n/a	63	218
	Denver Juvenile	n/a	n/a	n/a	n/a	82	1
	Denver Probate	0	0	0	0	0	0
	<i>Total</i>	0	0	0	0	145	219
3	Huerfano	0	0	0	0	3	0
	Las Animas	0	0	0	0	4	3
	<i>Total</i>	0	0	0	0	7	3
4	El Paso	0	0	0	0	88	116
	Teller	0	0	1	0	4	5
	<i>Total</i>	0	0	1	0	92	121
5	Clear Creek	0	0	0	0	4	2
	Eagle	0	0	0	0	9	3
	Lake	0	0	0	0	2	0
	Summit	0	0	0	0	1	7
	<i>Total</i>	0	0	0	0	16	12
6	Archuleta	0	0	0	0	3	2
	La Plata	0	0	0	0	16	4
	San Juan	0	0	0	0	0	0
	<i>Total</i>	0	0	0	0	19	6
7	Delta	0	0	0	0	9	2
	Gunnison	0	0	0	0	4	4
	Hinsdale	0	0	0	0	0	1
	Montrose	0	0	0	0	6	3
	Ouray	0	0	0	0	3	0
	San Miguel	0	0	0	0	3	2
	<i>Total</i>	0	0	0	0	25	12
8	Jackson	0	0	0	0	0	0
	Larimer	0	0	0	0	21	23
	<i>Total</i>	0	0	0	0	21	23
9	Garfield	0	0	0	0	7	8
	Pitkin	0	0	0	0	3	5
	Rio Blanco	0	0	0	0	5	0
	<i>Total</i>	0	0	0	0	15	13
10	Pueblo	0	0	0	0	19	54
11	Chaffee	0	0	0	0	1	3
	Custer	0	0	0	0	5	3
	Fremont	0	0	0	0	3	13
	Park	0	0	0	0	5	4
	<i>Total</i>	0	0	0	0	14	23

**Table 15: Court and Jury Trials for District Court, FY 2004**

District	Court Location	Criminal		Civil		Domestic Relations		Juvenile	
		Court	Jury	Court	Jury	Court	Jury	Court	Jury
12	Alamosa	0	7	1	2	0	0	1	1
	Conejos	0	3	0	1	0	0	0	1
	Costilla	0	0	6	0	1	0	3	0
	Mineral	0	0	0	0	0	0	0	0
	Rio Grande	0	0	0	3	0	0	1	0
	Saguache	0	1	0	0	0	0	0	0
	<i>Total</i>	<i>0</i>	<i>11</i>	<i>7</i>	<i>6</i>	<i>1</i>	<i>0</i>	<i>5</i>	<i>2</i>
13	Kit Carson	0	0	2	0	0	0	1	0
	Logan	0	2	1	2	0	0	0	0
	Morgan	2	6	0	0	0	0	2	0
	Phillips	0	0	0	0	0	0	0	0
	Sedgwick	0	0	0	0	0	0	0	0
	Washington	0	2	0	0	0	0	0	0
	Yuma	0	3	2	0	0	0	1	0
	<i>Total</i>	<i>2</i>	<i>13</i>	<i>5</i>	<i>2</i>	<i>0</i>	<i>0</i>	<i>4</i>	<i>0</i>
14	Grand	0	1	3	2	0	0	1	0
	Moffat	0	5	0	2	0	0	1	0
	Routt	0	4	5	1	0	0	3	0
	<i>Total</i>	<i>0</i>	<i>10</i>	<i>8</i>	<i>5</i>	<i>0</i>	<i>0</i>	<i>5</i>	<i>0</i>
15	Baca	0	0	0	0	0	0	0	0
	Cheyenne	0	0	0	0	0	0	0	0
	Kiowa	0	0	3	0	0	0	0	0
	Prowers	0	0	3	0	0	0	1	2
	<i>Total</i>	<i>0</i>	<i>0</i>	<i>6</i>	<i>0</i>	<i>0</i>	<i>0</i>	<i>1</i>	<i>2</i>
16	Bent	0	1	0	0	1	0	0	0
	Crowley	0	1	0	0	0	0	0	0
	Otero	4	0	1	1	0	0	2	0
	<i>Total</i>	<i>4</i>	<i>2</i>	<i>1</i>	<i>1</i>	<i>1</i>	<i>0</i>	<i>2</i>	<i>0</i>
17	Adams	1	81	19	16	0	0	18	9
	Broomfield	0	4	3	1	0	0	3	1
	<i>Total</i>	<i>1</i>	<i>85</i>	<i>22</i>	<i>17</i>	<i>0</i>	<i>0</i>	<i>21</i>	<i>10</i>
18	Arapahoe	1	67	14	25	0	0	49	6
	Douglas	1	18	14	9	0	0	11	0
	Elbert	0	6	0	2	0	0	1	0
	Lincoln	0	1	1	0	0	0	0	0
	<i>Total</i>	<i>2</i>	<i>92</i>	<i>29</i>	<i>36</i>	<i>0</i>	<i>0</i>	<i>61</i>	<i>6</i>
19	Weld	5	26	22	5	1	0	30	3
20	Boulder	2	22	14	31	2	0	4	3
21	Mesa	0	62	6	6	0	0	32	3
22	Dolores	0	0	0	0	0	0	0	0
	Montezuma	0	5	5	0	0	0	4	0
	<i>Total</i>	<i>0</i>	<i>5</i>	<i>5</i>	<i>0</i>	<i>0</i>	<i>0</i>	<i>4</i>	<i>0</i>
<b>State Total</b>		<b>30</b>	<b>717</b>	<b>366</b>	<b>320</b>	<b>8</b>	<b>0</b>	<b>364</b>	<b>50</b>

**Table 15: Court and Jury Trials for District Court, FY 2004**

District	Court Location	Mental Health		Probate		Total	
		Court	Jury	Court	Jury	Court	Jury
12	Alamosa	0	0	0	0	2	10
	Conejos	0	0	0	0	0	5
	Costilla	0	0	2	0	12	0
	Mineral	0	0	0	0	0	0
	Rio Grande	0	0	0	0	1	3
	Saguache	0	0	0	0	0	1
	<i>Total</i>	0	0	2	0	15	19
13	Kit Carson	0	0	0	0	3	0
	Logan	0	0	0	0	1	4
	Morgan	0	0	0	0	4	6
	Phillips	0	0	0	0	0	0
	Sedgwick	0	0	0	0	0	0
	Washington	0	0	0	0	0	2
	Yuma	0	0	0	0	3	3
	<i>Total</i>	0	0	0	0	11	15
14	Grand	0	0	0	0	4	3
	Moffat	0	0	0	0	1	7
	Routt	0	0	0	0	8	5
	<i>Total</i>	0	0	0	0	13	15
15	Baca	0	0	0	0	0	0
	Cheyenne	0	0	0	0	0	0
	Kiowa	0	0	0	0	3	0
	Powers	0	0	0	0	4	2
	<i>Total</i>	0	0	0	0	7	2
16	Bent	0	0	0	0	1	1
	Crowley	0	0	0	1	0	2
	Otero	0	0	0	0	7	1
	<i>Total</i>	0	0	0	1	8	4
17	Adams	0	0	0	0	38	106
	Broomfield	0	0	0	0	6	6
	<i>Total</i>	0	0	0	0	44	112
18	Arapahoe	0	0	3	0	67	98
	Douglas	0	0	0	0	26	27
	Elbert	0	0	0	0	1	8
	Lincoln	0	0	0	0	1	1
	<i>Total</i>	0	0	3	0	95	134
19	Weld	0	1	1	0	59	35
20	Boulder	0	1	0	0	22	57
21	Mesa	0	0	1	0	39	71
22	Dolores	0	0	0	0	0	0
	Montezuma	0	0	0	0	9	5
	<i>Total</i>	0	0	0	0	9	5
<i>State Total</i>		0	2	9	1	777	1,090

Table 16: District Court Civil Filings by Type, FY 2004

District	Court Location	Breach of Warranty	County Court Counter Claim	Condemnation	County Court/ Municipal Appeal	Breach of Contract	Disclaimer	Determination of Interests	Declaratory Judgment
1	Gilpin	0	0	0	2	9	0	0	2
	Jefferson	4	0	9	54	458	0	8	46
	<b>Total</b>	<b>4</b>	<b>0</b>	<b>9</b>	<b>56</b>	<b>467</b>	<b>0</b>	<b>8</b>	<b>48</b>
2	Denver	51	53	1	68	595	0	2	129
3	Huerfano	0	0	0	2	4	0	0	2
	Las Animas	0	0	1	1	8	0	1	3
	<b>Total</b>	<b>0</b>	<b>0</b>	<b>1</b>	<b>3</b>	<b>12</b>	<b>0</b>	<b>1</b>	<b>5</b>
4	El Paso	2	39	9	70	319	0	1	47
	Teller	0	0	1	17	30	0	1	4
	<b>Total</b>	<b>2</b>	<b>39</b>	<b>10</b>	<b>87</b>	<b>349</b>	<b>0</b>	<b>2</b>	<b>51</b>
5	Clear Creek	0	0	1	2	10	0	0	2
	Eagle	0	2	1	9	57	0	2	9
	Lake	0	0	0	0	2	0	0	1
	Summit	1	0	1	11	41	0	0	8
	<b>Total</b>	<b>1</b>	<b>2</b>	<b>3</b>	<b>22</b>	<b>110</b>	<b>0</b>	<b>2</b>	<b>20</b>
6	Archuleta	0	0	1	1	9	0	0	1
	La Plata	0	4	2	9	24	0	2	7
	San Juan	0	0	0	0	0	0	0	1
	<b>Total</b>	<b>0</b>	<b>4</b>	<b>3</b>	<b>10</b>	<b>33</b>	<b>0</b>	<b>2</b>	<b>9</b>
7	Delta	0	0	0	3	8	0	0	1
	Gunnison	1	0	0	4	8	0	1	3
	Hinsdale	0	0	0	1	1	0	0	0
	Montrose	0	1	27	4	7	0	1	1
	Ouray	0	0	6	2	4	0	0	0
	San Miguel	0	0	1	3	18	0	0	3
	<b>Total</b>	<b>1</b>	<b>1</b>	<b>34</b>	<b>17</b>	<b>46</b>	<b>0</b>	<b>2</b>	<b>8</b>
8	Jackson	0	0	0	1	0	0	0	0
	Larimer	3	10	5	28	188	0	4	18
	<b>Total</b>	<b>3</b>	<b>10</b>	<b>5</b>	<b>29</b>	<b>188</b>	<b>0</b>	<b>4</b>	<b>18</b>
9	Garfield	0	1	0	10	36	0	0	6
	Pitkin	1	5	1	6	45	0	2	11
	Rio Blanco	0	0	1	2	4	0	0	0
	<b>Total</b>	<b>1</b>	<b>6</b>	<b>2</b>	<b>18</b>	<b>85</b>	<b>0</b>	<b>2</b>	<b>17</b>
10	Pueblo	0	6	1	20	68	0	4	14
11	Chaffee	0	0	0	5	12	0	2	5
	Custer	0	1	1	0	2	0	0	1
	Fremont	1	0	1	2	21	0	1	6
	Park	0	0	0	4	14	0	1	2
	<b>Total</b>	<b>1</b>	<b>1</b>	<b>2</b>	<b>11</b>	<b>49</b>	<b>0</b>	<b>4</b>	<b>14</b>

Table 16: District Court Civil Filings by Type, FY 2004

District	Court Location	Distrain Warrant	Foreclosure Other Than RL 120	Forcible Entry and Detainer	Foreign Judgment	Goods Sold and Delivered	Injunctive Relief	Lien	Landlord- Tenant	Mechanics Lien
1	Gilpin	5	0	0	0	0	1	0	0	2
	Jefferson	606	48	69	41	68	33	2	5	20
	<b>Total</b>	<b>611</b>	<b>48</b>	<b>69</b>	<b>41</b>	<b>68</b>	<b>34</b>	<b>2</b>	<b>5</b>	<b>22</b>
2	Denver	2,232	90	125	107	175	140	0	56	63
3	Huerfano	2	2	2	1	0	2	0	0	0
	Las Animas	8	4	0	1	1	0	0	0	1
	<b>Total</b>	<b>10</b>	<b>6</b>	<b>2</b>	<b>2</b>	<b>1</b>	<b>2</b>	<b>0</b>	<b>0</b>	<b>1</b>
4	El Paso	820	14	62	50	50	34	20	5	30
	Teller	21	1	0	1	0	2	1	0	1
	<b>Total</b>	<b>841</b>	<b>15</b>	<b>62</b>	<b>51</b>	<b>50</b>	<b>36</b>	<b>21</b>	<b>5</b>	<b>31</b>
5	Clear Creek	20	0	0	0	1	1	1	0	1
	Eagle	126	124	12	8	11	6	3	0	8
	Lake	31	0	0	0	0	1	0	0	1
	Summit	72	26	6	4	6	1	24	1	4
	<b>Total</b>	<b>249</b>	<b>150</b>	<b>18</b>	<b>12</b>	<b>18</b>	<b>9</b>	<b>28</b>	<b>1</b>	<b>14</b>
6	Archuleta	17	3	2	9	0	3	2	2	3
	La Plata	21	3	0	11	3	7	3	1	0
	San Juan	0	0	1	1	0	0	0	0	0
	<b>Total</b>	<b>38</b>	<b>6</b>	<b>3</b>	<b>21</b>	<b>3</b>	<b>10</b>	<b>5</b>	<b>3</b>	<b>3</b>
7	Delta	12	2	1	4	0	3	0	0	0
	Gunnison	13	1	0	0	6	5	3	0	0
	Hinsdale	0	0	0	0	0	0	0	0	0
	Montrose	21	5	0	5	2	7	2	0	2
	Ouray	0	1	0	2	2	0	0	0	1
	San Miguel	5	0	0	1	0	0	2	0	7
	<b>Total</b>	<b>51</b>	<b>9</b>	<b>1</b>	<b>12</b>	<b>10</b>	<b>15</b>	<b>7</b>	<b>0</b>	<b>10</b>
8	Jackson	0	0	0	0	0	0	0	0	0
	Larimer	318	24	15	26	34	31	3	5	17
	<b>Total</b>	<b>318</b>	<b>24</b>	<b>15</b>	<b>26</b>	<b>34</b>	<b>31</b>	<b>3</b>	<b>5</b>	<b>17</b>
9	Garfield	37	2	1	3	1	5	0	0	4
	Pitkin	55	8	5	11	0	3	8	2	9
	Rio Blanco	1	0	0	0	0	0	0	0	0
	<b>Total</b>	<b>93</b>	<b>10</b>	<b>6</b>	<b>14</b>	<b>1</b>	<b>8</b>	<b>8</b>	<b>2</b>	<b>13</b>
10	Pueblo	56	6	10	12	8	8	1	0	8
11	Chaffee	0	2	0	0	0	2	0	0	0
	Custer	3	1	0	2	0	1	0	0	1
	Fremont	22	25	0	4	0	8	0	0	2
	Park	14	1	3	1	1	2	0	0	2
	<b>Total</b>	<b>39</b>	<b>29</b>	<b>3</b>	<b>7</b>	<b>1</b>	<b>13</b>	<b>0</b>	<b>0</b>	<b>5</b>



**Table 16: District Court Civil Filings by Type, FY 2004**

District	Court Location	Malpractice	Money	Name Change	Negligence	Note	Other	Prohibition	Property Damage	Public Nuisance	Personal Injury
1	Gilpin	0	6	0	3	0	3	0	0	1	2
	Jefferson	11	158	0	174	67	227	0	6	25	62
	<b>Total</b>	<b>11</b>	<b>164</b>	<b>0</b>	<b>177</b>	<b>67</b>	<b>230</b>	<b>0</b>	<b>6</b>	<b>26</b>	<b>64</b>
2	Denver	129	327	0	142	243	503	0	22	80	285
3	Huerfano	0	7	0	4	0	7	0	0	2	0
	Las Animas	1	5	0	1	3	19	0	1	0	3
	<b>Total</b>	<b>1</b>	<b>12</b>	<b>0</b>	<b>5</b>	<b>3</b>	<b>26</b>	<b>0</b>	<b>1</b>	<b>2</b>	<b>3</b>
4	El Paso	24	346	1	140	51	420	1	8	75	106
	Teller	0	4	0	4	0	32	0	0	1	9
	<b>Total</b>	<b>24</b>	<b>350</b>	<b>1</b>	<b>144</b>	<b>51</b>	<b>452</b>	<b>1</b>	<b>8</b>	<b>76</b>	<b>115</b>
5	Clear Creek	0	8	0	4	0	7	0	0	1	6
	Eagle	2	25	1	24	11	74	0	2	0	9
	Lake	0	8	0	1	0	2	0	0	0	3
	Summit	2	20	0	22	29	12	0	1	0	6
	<b>Total</b>	<b>4</b>	<b>61</b>	<b>1</b>	<b>51</b>	<b>40</b>	<b>95</b>	<b>0</b>	<b>3</b>	<b>1</b>	<b>24</b>
6	Archuleta	0	4	0	0	2	6	0	0	0	1
	La Plata	3	20	0	28	9	33	0	1	0	7
	San Juan	0	3	0	0	0	0	0	0	0	0
	<b>Total</b>	<b>3</b>	<b>27</b>	<b>0</b>	<b>28</b>	<b>11</b>	<b>39</b>	<b>0</b>	<b>1</b>	<b>0</b>	<b>8</b>
7	Delta	0	16	0	9	4	3	0	0	0	1
	Gunnison	0	2	0	4	0	3	0	0	0	1
	Hinsdale	0	3	0	0	0	0	0	0	0	1
	Montrose	1	34	0	9	4	14	0	0	0	3
	Ouray	0	2	0	3	1	2	0	0	0	0
	San Miguel	0	10	0	5	0	8	0	1	0	1
	<b>Total</b>	<b>1</b>	<b>67</b>	<b>0</b>	<b>30</b>	<b>9</b>	<b>30</b>	<b>0</b>	<b>1</b>	<b>0</b>	<b>7</b>
8	Jackson	0	4	0	0	0	2	0	0	0	0
	Larimer	9	71	0	88	51	91	0	1	17	29
	<b>Total</b>	<b>9</b>	<b>75</b>	<b>0</b>	<b>88</b>	<b>51</b>	<b>93</b>	<b>0</b>	<b>1</b>	<b>17</b>	<b>29</b>
9	Garfield	1	25	1	27	8	21	0	1	1	2
	Pitkin	2	17	1	15	0	13	0	1	0	8
	Rio Blanco	0	4	0	3	0	0	0	0	0	0
	<b>Total</b>	<b>3</b>	<b>46</b>	<b>2</b>	<b>45</b>	<b>8</b>	<b>34</b>	<b>0</b>	<b>2</b>	<b>1</b>	<b>10</b>
10	Pueblo	23	100	0	22	19	62	0	2	1	37
11	Chaffee	4	14	0	9	0	11	0	1	0	1
	Custer	0	2	0	1	0	2	0	0	0	2
	Fremont	2	40	0	2	2	45	0	1	1	0
	Park	0	15	0	2	1	10	0	0	1	2
	<b>Total</b>	<b>6</b>	<b>71</b>	<b>0</b>	<b>14</b>	<b>3</b>	<b>68</b>	<b>0</b>	<b>2</b>	<b>2</b>	<b>5</b>

Table 16: District Court Civil Filings by Type, FY 2004

District	Court Location	Personal Injury - Motor Vehicle	Petition to Seal Criminal Record	Possession	Public Utilities Commission	Rule 120 Deed of Trust	Rule 105 Quiet Title	Replevin	Restraining Order	Review - Other Local Government/Person
1	Gilpin	1	10	0	0	53	0	1	0	1
	Jefferson	215	191	0	0	1,686	47	94	4	3
	<b>Total</b>	<b>216</b>	<b>201</b>	<b>0</b>	<b>0</b>	<b>1,739</b>	<b>47</b>	<b>95</b>	<b>4</b>	<b>4</b>
2	Denver	900	459	0	1	3,032	48	133	0	87
3	Huerfano	3	5	0	0	59	17	1	9	0
	Las Animas	7	4	0	0	47	4	1	0	0
	<b>Total</b>	<b>10</b>	<b>9</b>	<b>0</b>	<b>0</b>	<b>106</b>	<b>21</b>	<b>2</b>	<b>9</b>	<b>0</b>
4	El Paso	564	261	0	0	2,164	21	76	3	3
	Teller	14	22	0	0	198	9	2	0	1
	<b>Total</b>	<b>578</b>	<b>283</b>	<b>0</b>	<b>0</b>	<b>2,362</b>	<b>30</b>	<b>78</b>	<b>3</b>	<b>4</b>
5	Clear Creek	3	7	0	0	56	4	0	1	0
	Eagle	12	28	1	0	271	10	8	0	1
	Lake	3	1	1	0	18	10	3	0	0
	Summit	7	14	1	0	89	5	6	0	6
	<b>Total</b>	<b>25</b>	<b>50</b>	<b>3</b>	<b>0</b>	<b>434</b>	<b>29</b>	<b>17</b>	<b>1</b>	<b>7</b>
6	Archuleta	5	0	0	0	78	13	3	1	2
	La Plata	20	5	0	0	45	10	12	1	1
	San Juan	0	0	0	0	2	1	0	0	0
	<b>Total</b>	<b>25</b>	<b>5</b>	<b>0</b>	<b>0</b>	<b>125</b>	<b>24</b>	<b>15</b>	<b>2</b>	<b>3</b>
7	Delta	2	1	0	0	100	10	1	0	2
	Gunnison	0	7	2	0	29	5	2	0	1
	Hinsdale	0	0	0	0	2	1	0	0	0
	Montrose	10	2	1	0	68	8	17	1	3
	Ouray	1	1	0	0	5	2	0	0	1
	San Miguel	2	1	0	0	15	1	1	0	0
	<b>Total</b>	<b>15</b>	<b>12</b>	<b>3</b>	<b>0</b>	<b>219</b>	<b>27</b>	<b>21</b>	<b>1</b>	<b>7</b>
8	Jackson	1	0	0	0	1	0	0	0	0
	Larimer	113	69	1	0	707	28	56	0	16
	<b>Total</b>	<b>114</b>	<b>69</b>	<b>1</b>	<b>0</b>	<b>708</b>	<b>28</b>	<b>56</b>	<b>0</b>	<b>16</b>
9	Garfield	12	6	0	0	117	4	18	0	0
	Pitkin	5	9	2	1	36	3	0	0	1
	Rio Blanco	1	1	1	0	13	3	1	0	0
	<b>Total</b>	<b>18</b>	<b>16</b>	<b>3</b>	<b>1</b>	<b>166</b>	<b>10</b>	<b>19</b>	<b>0</b>	<b>1</b>
10	Pueblo	161	92	0	0	975	23	19	2	3
11	Chaffee	4	0	0	0	31	11	2	0	0
	Custer	0	1	0	0	14	1	0	0	0
	Fremont	28	15	1	0	252	8	5	1	0
	Park	3	8	0	0	156	14	4	0	4
	<b>Total</b>	<b>35</b>	<b>24</b>	<b>1</b>	<b>0</b>	<b>453</b>	<b>34</b>	<b>11</b>	<b>1</b>	<b>4</b>

Table 16: District Court Civil Filings by Type, FY 2004

District	Court Location	Special District	Sexual Harassment	Specific Performance	Services Rendered	Unemployment Compensation	Workman's Compensation	Wrongful Death	Wages
1	Gilpin	0	0	0	0	0	0	0	0
	Jefferson	2	0	3	7	0	1	3	2
	<i>Total</i>	2	0	3	7	0	1	3	2
2	Denver	0	1	10	440	0	0	24	27
3	Huerfano	0	0	0	0	0	0	1	0
	Las Animas	1	0	1	0	0	0	1	0
	<i>Total</i>	1	0	1	0	0	0	2	0
4	El Paso	0	0	1	18	0	0	9	2
	Teller	0	0	0	0	0	0	1	0
	<i>Total</i>	0	0	1	18	0	0	10	2
5	Clear Creek	0	0	1	0	0	0	0	0
	Eagle	0	0	0	2	0	0	2	0
	Lake	0	0	0	0	0	0	1	0
	Summit	0	0	0	0	0	0	1	0
	<i>Total</i>	0	0	1	2	0	0	4	0
6	Archuleta	0	1	0	0	0	0	0	0
	La Plata	3	0	0	0	0	0	3	0
	San Juan	0	0	0	0	0	0	0	0
	<i>Total</i>	3	1	0	0	0	0	3	0
7	Delta	0	0	0	0	0	0	0	0
	Gunnison	1	0	0	1	0	0	0	0
	Hinsdale	0	0	0	0	0	0	0	0
	Montrose	1	0	0	0	0	0	1	0
	Ouray	0	0	1	0	0	0	0	0
	San Miguel	0	0	0	0	0	0	0	0
<i>Total</i>	2	0	1	1	0	0	1	0	
8	Jackson	0	0	0	0	0	0	0	0
	Larimer	12	1	2	5	0	0	4	0
	<i>Total</i>	12	1	2	5	0	0	4	0
9	Garfield	7	0	0	0	0	5	1	1
	Pitkin	2	0	0	0	0	0	0	1
	Rio Blanco	0	0	0	0	0	0	0	0
	<i>Total</i>	9	0	0	0	0	5	1	2
10	Pueblo	0	2	0	0	0	1	3	2
11	Chaffee	0	0	1	0	0	0	0	0
	Custer	1	0	0	0	0	0	0	0
	Fremont	0	0	0	0	0	0	1	0
	Park	0	0	0	0	0	1	2	0
	<i>Total</i>	1	0	1	0	0	1	3	0

**Table 16: District Court Civil Filings by Type, FY 2004**

District	Court Location	Wrongful			Total
		Writ of Habeas Corpus	Death – Motor Vehicle	Rule 106 -- Writs/Contempt	
1	Gilpin	0	0	1	103
	Jefferson	4	0	24	4,487
	<b>Total</b>	4	0	25	4,590
2	Denver	80	11	1	10,873
3	Huerfano	2	0	3	137
	Las Animas	0	0	2	130
	<b>Total</b>	2	0	5	267
4	El Paso	1	1	3	5,871
	Teller	0	0	0	377
	<b>Total</b>	1	1	3	6,248
5	Clear Creek	0	0	0	137
	Eagle	0	0	3	864
	Lake	0	0	0	87
	Summit	0	0	1	428
	<b>Total</b>	0	0	4	1,516
6	Archuleta	0	0	0	169
	La Plata	2	0	1	301
	San Juan	0	0	0	9
	<b>Total</b>	2	0	1	479
7	Delta	2	1	0	186
	Gunnison	0	0	0	103
	Hinsdale	0	0	0	9
	Montrose	0	0	1	263
	Ouray	1	0	0	38
	San Miguel	0	0	1	86
	<b>Total</b>	3	1	2	685
8	Jackson	0	0	0	9
	Larimer	0	2	1	2,103
	<b>Total</b>	0	2	1	2,112
9	Garfield	0	0	0	364
	Pitkin	0	0	4	293
	Rio Blanco	0	0	0	35
	<b>Total</b>	0	0	4	692
10	Pueblo	3	1	8	1,783
11	Chaffee	1	0	19	137
	Custer	0	0	0	37
	Fremont	14	0	65	576
	Park	0	0	2	270
	<b>Total</b>	15	0	86	1,020

**Table 16: District Court Civil Filings by Type, FY 2004**

District	Court Location	Breach of Warranty	County Court Counter Claim	Condemnation	County Court/ Municipal Appeal	Breach of Contract	Disclaimer	Determination of Interests	Declaratory Judgment
12	Alamosa	0	0	0	1	4	0	0	2
	Conejos	1	1	0	2	3	0	1	1
	Costilla	0	0	0	0	1	0	0	1
	Mineral	0	0	0	0	0	0	0	1
	Rio Grande	0	0	1	1	2	0	0	2
	Saguache	1	2	1	0	2	0	0	0
	<b>Total</b>	<b>2</b>	<b>3</b>	<b>2</b>	<b>4</b>	<b>12</b>	<b>0</b>	<b>1</b>	<b>7</b>
13	Kit Carson	0	0	0	8	3	0	0	0
	Logan	0	0	0	4	5	0	1	2
	Morgan	0	0	0	4	6	0	0	0
	Phillips	0	0	0	0	2	0	0	0
	Sedgwick	0	0	0	0	0	0	0	0
	Washington	0	0	0	1	3	0	0	0
	Yuma	0	0	0	0	7	0	0	0
	<b>Total</b>	<b>0</b>	<b>0</b>	<b>0</b>	<b>17</b>	<b>26</b>	<b>0</b>	<b>1</b>	<b>2</b>
14	Grand	1	2	0	2	29	0	3	2
	Moffat	0	0	0	2	3	0	0	1
	Routt	2	0	1	5	15	0	0	5
	<b>Total</b>	<b>3</b>	<b>2</b>	<b>1</b>	<b>9</b>	<b>47</b>	<b>0</b>	<b>3</b>	<b>8</b>
15	Baca	0	0	0	0	3	0	0	0
	Cheyenne	0	0	0	0	2	0	0	0
	Kiowa	0	0	0	0	0	0	0	1
	Prowers	0	0	0	4	5	0	0	2
	<b>Total</b>	<b>0</b>	<b>0</b>	<b>0</b>	<b>4</b>	<b>10</b>	<b>0</b>	<b>0</b>	<b>3</b>
16	Bent	0	0	0	0	1	0	0	0
	Crowley	0	0	1	2	0	0	0	0
	Otero	0	1	0	3	4	0	0	1
	<b>Total</b>	<b>0</b>	<b>1</b>	<b>1</b>	<b>5</b>	<b>5</b>	<b>0</b>	<b>0</b>	<b>1</b>
17	Adams	3	0	24	62	313	0	3	27
	Broomfield	1	3	2	7	41	0	0	5
	<b>Total</b>	<b>4</b>	<b>3</b>	<b>26</b>	<b>69</b>	<b>354</b>	<b>0</b>	<b>3</b>	<b>32</b>
18	Arapahoe	8	20	4	73	542	0	3	54
	Douglas	10	1	10	23	206	0	2	17
	Elbert	0	0	0	0	20	0	1	3
	Lincoln	1	0	0	0	2	0	0	0
	<b>Total</b>	<b>19</b>	<b>21</b>	<b>14</b>	<b>96</b>	<b>770</b>	<b>0</b>	<b>6</b>	<b>74</b>
19	Weld	3	4	2	18	148	0	0	15
20	Boulder	3	10	3	37	265	0	2	31
21	Mesa	1	0	0	14	53	0	1	8
22	Dolores	0	0	0	0	0	0	0	1
	Montezuma	1	0	1	3	7	0	2	4
	<b>Total</b>	<b>1</b>	<b>0</b>	<b>1</b>	<b>3</b>	<b>7</b>	<b>0</b>	<b>2</b>	<b>5</b>
<b>State Total</b>		<b>100</b>	<b>166</b>	<b>121</b>	<b>617</b>	<b>3,699</b>	<b>0</b>	<b>52</b>	<b>519</b>
<b>Percent of State Total</b>		<b>0.19%</b>	<b>0.32%</b>	<b>0.23%</b>	<b>1.19%</b>	<b>7.13%</b>	<b>0%</b>	<b>0.10%</b>	<b>1.00%</b>

Table 16: District Court Civil Filings by Type, FY 2004

District	Court Location	Distrain Warrant	Foreclosure Other Than RL 120	Forcible Entry and Detainer	Foreign Judgment	Goods Sold and Delivered	Injunctive Relief	Lien	Landlord- Tenant	Mechanics Lien
12	Alamosa	19	0	2	2	0	3	1	1	0
	Conejos	4	3	0	1	0	4	0	0	0
	Costilla	0	6	0	0	0	0	0	0	0
	Mineral	1	0	0	0	0	2	0	0	1
	Rio Grande	0	0	0	1	0	6	0	0	0
	Saguache	0	0	0	0	0	1	0	0	0
	<b>Total</b>	<b>24</b>	<b>9</b>	<b>2</b>	<b>4</b>	<b>0</b>	<b>16</b>	<b>1</b>	<b>1</b>	<b>1</b>
13	Kit Carson	4	0	0	1	1	0	0	0	0
	Logan	9	2	1	2	0	0	0	0	0
	Morgan	85	0	2	1	4	4	0	0	0
	Phillips	1	0	0	0	0	0	0	0	0
	Sedgwick	0	0	0	1	0	0	0	0	0
	Washington	0	0	0	0	0	0	0	0	0
	Yuma	2	0	0	2	2	0	0	0	0
	<b>Total</b>	<b>101</b>	<b>2</b>	<b>3</b>	<b>7</b>	<b>7</b>	<b>4</b>	<b>0</b>	<b>0</b>	<b>0</b>
14	Grand	14	43	2	0	1	0	9	1	3
	Moffat	16	1	1	2	0	1	0	0	0
	Routt	26	5	2	5	1	3	0	0	0
	<b>Total</b>	<b>56</b>	<b>49</b>	<b>5</b>	<b>7</b>	<b>2</b>	<b>4</b>	<b>9</b>	<b>1</b>	<b>3</b>
15	Baca	3	2	0	3	1	1	0	0	0
	Cheyenne	0	0	0	0	0	1	0	0	0
	Kiowa	6	0	0	0	0	0	0	0	0
	Prowers	7	1	0	2	0	1	0	0	1
	<b>Total</b>	<b>16</b>	<b>3</b>	<b>0</b>	<b>5</b>	<b>1</b>	<b>3</b>	<b>0</b>	<b>0</b>	<b>1</b>
16	Bent	5	0	0	3	0	2	0	0	0
	Crowley	1	1	0	0	0	0	0	0	0
	Otero	12	0	2	0	1	0	0	0	0
	<b>Total</b>	<b>18</b>	<b>1</b>	<b>2</b>	<b>3</b>	<b>1</b>	<b>2</b>	<b>0</b>	<b>0</b>	<b>0</b>
17	Adams	462	29	66	22	24	11	10	1	21
	Broomfield	24	9	6	7	3	0	0	3	3
	<b>Total</b>	<b>486</b>	<b>38</b>	<b>72</b>	<b>29</b>	<b>27</b>	<b>11</b>	<b>10</b>	<b>4</b>	<b>24</b>
18	Arapahoe	799	153	122	48	109	69	2	21	44
	Douglas	149	15	13	22	56	11	3	3	21
	Elbert	56	1	1	2	0	0	0	0	1
	Lincoln	2	1	0	0	0	0	0	0	1
	<b>Total</b>	<b>1,006</b>	<b>170</b>	<b>136</b>	<b>72</b>	<b>165</b>	<b>80</b>	<b>5</b>	<b>24</b>	<b>67</b>
19	Weld	281	13	12	12	23	55	0	0	15
20	Boulder	478	12	34	18	14	21	0	5	20
21	Mesa	79	1	7	10	5	9	1	0	4
22	Dolores	0	0	0	0	0	0	0	0	0
	Montezuma	7	2	1	2	0	4	1	0	0
	<b>Total</b>	<b>7</b>	<b>2</b>	<b>1</b>	<b>2</b>	<b>0</b>	<b>4</b>	<b>1</b>	<b>0</b>	<b>0</b>
<b>State Total</b>		<b>7,090</b>	<b>693</b>	<b>588</b>	<b>474</b>	<b>614</b>	<b>515</b>	<b>102</b>	<b>112</b>	<b>322</b>
<b>Percent of State Total</b>		<b>13.68%</b>	<b>1.34%</b>	<b>1.13%</b>	<b>0.91%</b>	<b>1.18%</b>	<b>0.99%</b>	<b>0.20%</b>	<b>0.22%</b>	<b>0.62%</b>

**Table 16: District Court Civil Filings by Type, FY 2004**

District	Court Location	Malpractice	Money	Name Change	Negligence	Note	Other	Prohibition	Property Damage	Public Nuisance	Personal Injury
12	Alamosa	1	16	1	1	1	12	0	1	0	3
	Conejos	0	5	0	2	0	3	0	0	0	1
	Costilla	0	2	0	1	0	7	0	0	0	1
	Mineral	0	0	0	0	0	1	0	0	0	0
	Rio Grande	0	9	0	2	0	8	0	0	0	1
	Saguache	0	7	0	0	0	3	0	0	0	0
	<b>Total</b>	<b>1</b>	<b>39</b>	<b>1</b>	<b>6</b>	<b>1</b>	<b>34</b>	<b>0</b>	<b>1</b>	<b>0</b>	<b>6</b>
13	Kit Carson	0	2	0	2	1	18	0	1	0	0
	Logan	0	6	0	1	1	16	0	0	1	2
	Morgan	0	10	0	4	3	21	0	0	0	1
	Phillips	0	3	0	0	0	1	0	0	0	0
	Sedgwick	0	0	0	1	0	2	0	0	0	0
	Washington	0	0	0	1	0	5	0	0	0	0
	Yuma	0	7	0	1	1	3	0	0	0	0
	<b>Total</b>	<b>0</b>	<b>28</b>	<b>0</b>	<b>10</b>	<b>6</b>	<b>66</b>	<b>0</b>	<b>1</b>	<b>1</b>	<b>3</b>
14	Grand	0	8	0	4	0	12	0	1	0	4
	Moffat	0	8	0	0	1	4	0	0	0	1
	Routt	0	57	0	4	0	15	1	0	0	1
	<b>Total</b>	<b>0</b>	<b>73</b>	<b>0</b>	<b>8</b>	<b>1</b>	<b>31</b>	<b>1</b>	<b>1</b>	<b>0</b>	<b>6</b>
15	Baca	0	2	0	2	2	5	0	0	0	1
	Cheyenne	0	0	0	0	1	1	0	0	0	0
	Kiowa	0	2	0	0	0	2	0	0	0	0
	Prowers	0	11	0	0	1	6	0	0	0	0
	<b>Total</b>	<b>0</b>	<b>15</b>	<b>0</b>	<b>2</b>	<b>4</b>	<b>14</b>	<b>0</b>	<b>0</b>	<b>0</b>	<b>1</b>
16	Bent	0	4	0	0	0	4	0	0	2	0
	Crowley	0	6	0	1	0	3	0	0	0	3
	Otero	1	9	0	1	1	6	0	0	1	1
	<b>Total</b>	<b>1</b>	<b>19</b>	<b>0</b>	<b>2</b>	<b>1</b>	<b>13</b>	<b>0</b>	<b>0</b>	<b>3</b>	<b>4</b>
17	Adams	12	146	0	73	51	123	0	2	16	44
	Broomfield	0	22	0	21	4	21	0	2	0	10
	<b>Total</b>	<b>12</b>	<b>168</b>	<b>0</b>	<b>94</b>	<b>55</b>	<b>144</b>	<b>0</b>	<b>4</b>	<b>16</b>	<b>54</b>
18	Arapahoe	49	197	0	91	72	266	0	6	2	70
	Douglas	3	40	0	33	30	63	0	7	2	16
	Elbert	0	12	0	2	0	15	0	0	0	2
	Lincoln	0	1	0	2	0	13	0	0	0	0
	<b>Total</b>	<b>52</b>	<b>250</b>	<b>0</b>	<b>128</b>	<b>102</b>	<b>357</b>	<b>0</b>	<b>13</b>	<b>4</b>	<b>88</b>
19	Weld	10	76	17	31	33	83	0	6	0	12
20	Boulder	24	78	0	63	34	97	0	3	0	68
21	Mesa	7	79	1	37	2	59	0	0	13	8
22	Dolores	0	1	0	0	0	2	0	0	0	1
	Montezuma	2	16	0	7	5	4	0	0	0	0
	<b>Total</b>	<b>2</b>	<b>17</b>	<b>0</b>	<b>7</b>	<b>5</b>	<b>6</b>	<b>0</b>	<b>0</b>	<b>0</b>	<b>1</b>
<b>State Total</b>		<b>323</b>	<b>2,142</b>	<b>23</b>	<b>1,134</b>	<b>749</b>	<b>2,536</b>	<b>2</b>	<b>78</b>	<b>243</b>	<b>838</b>
<b>Percent of State Total</b>		<b>0.62%</b>	<b>4.13%</b>	<b>0.04%</b>	<b>2.19%</b>	<b>1.44%</b>	<b>4.89%</b>	<b>0.004%</b>	<b>0.15%</b>	<b>0.47%</b>	<b>1.62%</b>

**Table 16: District Court Civil Filings by Type, FY 2004**

District	Court Location	Personal Injury - Motor Vehicle	Petition to Seal Criminal Record	Possession	Public Utilities Commission	Rule 120 Deed of Trust	Rule 105 Quiet Title	Replevin	Restraining Order	Review - Other Local Government/Person
12	Alamosa	16	7	0	0	31	11	3	0	5
	Conejos	4	0	0	0	9	4	0	1	3
	Costilla	2	0	0	0	11	13	1	0	0
	Mineral	1	0	0	0	3	2	0	0	0
	Rio Grande	3	1	0	0	36	1	2	1	0
	Saguache	0	0	0	0	22	31	1	1	0
	<b>Total</b>		<b>26</b>	<b>8</b>	<b>0</b>	<b>0</b>	<b>112</b>	<b>62</b>	<b>7</b>	<b>3</b>
13	Kit Carson	2	0	0	0	20	1	1	0	0
	Logan	2	10	0	0	75	5	3	0	2
	Morgan	3	7	0	0	103	6	6	0	2
	Phillips	0	0	0	0	8	2	0	0	0
	Sedgwick	0	0	0	0	6	0	0	0	0
	Washington	1	3	0	0	15	3	1	0	0
	Yuma	1	0	0	0	16	5	3	0	0
	<b>Total</b>		<b>9</b>	<b>20</b>	<b>0</b>	<b>0</b>	<b>243</b>	<b>22</b>	<b>14</b>	<b>0</b>
14	Grand	8	15	0	0	47	12	2	1	2
	Moffat	3	7	0	0	49	0	2	0	1
	Routt	3	12	0	0	43	12	1	3	1
	<b>Total</b>	<b>14</b>	<b>34</b>	<b>0</b>	<b>0</b>	<b>139</b>	<b>24</b>	<b>5</b>	<b>4</b>	<b>4</b>
15	Baca	1	0	0	0	10	3	2	0	1
	Cheyenne	0	0	0	0	5	0	0	0	0
	Kiowa	1	1	0	0	2	0	0	1	0
	Prowers	2	1	0	0	24	2	1	0	1
	<b>Total</b>	<b>4</b>	<b>2</b>	<b>0</b>	<b>0</b>	<b>41</b>	<b>5</b>	<b>3</b>	<b>1</b>	<b>2</b>
16	Bent	0	2	0	0	18	2	1	0	1
	Crowley	0	1	0	0	28	0	0	0	0
	Otero	10	8	0	0	110	11	2	10	0
	<b>Total</b>	<b>10</b>	<b>11</b>	<b>0</b>	<b>0</b>	<b>156</b>	<b>13</b>	<b>3</b>	<b>10</b>	<b>1</b>
17	Adams	287	75	1	0	2,349	26	118	1	8
	Broomfield	16	21	0	0	124	0	1	0	0
	<b>Total</b>	<b>303</b>	<b>96</b>	<b>1</b>	<b>0</b>	<b>2,473</b>	<b>26</b>	<b>119</b>	<b>1</b>	<b>8</b>
18	Arapahoe	361	286	0	0	2,768	29	98	1	19
	Douglas	116	152	0	0	751	8	22	6	5
	Elbert	4	3	0	0	135	7	5	0	0
	Lincoln	0	2	0	0	16	2	0	0	26
	<b>Total</b>	<b>481</b>	<b>443</b>	<b>0</b>	<b>0</b>	<b>3,670</b>	<b>46</b>	<b>125</b>	<b>7</b>	<b>50</b>
19	Weld	92	60	1	0	993	28	67	1	4
20	Boulder	298	362	0	0	523	18	25	0	11
21	Mesa	70	63	1	0	375	17	12	1	1
22	Dolores	1	1	0	0	10	2	0	0	0
	Montezuma	5	2	0	0	79	6	16	10	3
	<b>Total</b>	<b>6</b>	<b>3</b>	<b>0</b>	<b>0</b>	<b>89</b>	<b>8</b>	<b>16</b>	<b>10</b>	<b>3</b>
<b>State Total</b>		<b>3,410</b>	<b>2,322</b>	<b>14</b>	<b>2</b>	<b>19,133</b>	<b>590</b>	<b>862</b>	<b>61</b>	<b>232</b>
<b>Percent of State Total</b>		<b>6.58%</b>	<b>4.48%</b>	<b>0.03%</b>	<b>0.00%</b>	<b>36.90%</b>	<b>1.14%</b>	<b>1.66%</b>	<b>0.12%</b>	<b>0.45%</b>



**Table 16: District Court Civil Filings by Type, FY 2004**

District	Court Location	Special District	Sexual Harassment	Specific Performance	Services Rendered	Unemployment Compensation	Workman's Compensation	Wrongful Death	Wages
12	Alamosa	0	0	7	0	0	0	1	0
	Conejos	0	0	0	0	0	0	0	0
	Costilla	0	0	0	0	0	0	0	0
	Mineral	1	0	0	0	0	0	0	0
	Rio Grande	0	0	0	0	0	0	0	0
	Saguache	0	0	1	0	0	0	0	0
	<b>Total</b>	<b>1</b>	<b>0</b>	<b>8</b>	<b>0</b>	<b>0</b>	<b>0</b>	<b>1</b>	<b>0</b>
13	Kit Carson	0	0	0	1	0	0	0	0
	Logan	0	0	0	0	0	0	0	0
	Morgan	0	0	0	0	0	0	1	0
	Phillips	0	0	0	0	0	0	0	0
	Sedgwick	0	0	0	0	0	0	0	0
	Washington	0	0	0	0	0	0	0	0
	Yuma	0	0	1	1	0	0	0	0
	<b>Total</b>	<b>0</b>	<b>0</b>	<b>1</b>	<b>2</b>	<b>0</b>	<b>0</b>	<b>1</b>	<b>0</b>
14	Grand	2	0	0	0	0	0	0	0
	Moffat	0	0	0	0	0	0	0	0
	Routt	1	0	0	0	0	0	0	0
	<b>Total</b>	<b>3</b>	<b>0</b>	<b>0</b>	<b>0</b>	<b>0</b>	<b>0</b>	<b>0</b>	<b>0</b>
15	Baca	0	0	0	0	0	0	0	0
	Cheyenne	0	0	0	0	0	0	0	0
	Kiowa	0	0	0	0	0	0	0	0
	Prowers	0	0	0	0	0	0	2	0
	<b>Total</b>	<b>0</b>	<b>0</b>	<b>0</b>	<b>0</b>	<b>0</b>	<b>0</b>	<b>2</b>	<b>0</b>
16	Bent	0	0	0	0	0	0	0	0
	Crowley	0	0	0	0	0	0	0	0
	Otero	0	0	0	0	0	0	0	0
	<b>Total</b>	<b>0</b>	<b>0</b>	<b>0</b>	<b>0</b>	<b>0</b>	<b>0</b>	<b>0</b>	<b>0</b>
17	Adams	14	0	2	2	0	3	8	2
	Broomfield	1	0	0	0	0	0	0	1
	<b>Total</b>	<b>15</b>	<b>0</b>	<b>2</b>	<b>2</b>	<b>0</b>	<b>3</b>	<b>8</b>	<b>3</b>
18	Arapahoe	12	2	2	52	0	1	2	19
	Douglas	9	1	0	4	0	0	0	2
	Elbert	2	0	0	0	0	0	0	0
	Lincoln	1	0	0	0	0	0	0	0
	<b>Total</b>	<b>24</b>	<b>3</b>	<b>2</b>	<b>56</b>	<b>0</b>	<b>1</b>	<b>2</b>	<b>21</b>
19	Weld	18	0	2	2	0	0	2	4
20	Boulder	1	3	0	2	0	0	10	7
21	Mesa	0	0	2	0	0	0	1	1
22	Dolores	0	0	0	0	0	0	0	0
	Montezuma	1	0	0	0	0	0	0	0
	<b>Total</b>	<b>1</b>	<b>0</b>	<b>0</b>	<b>0</b>	<b>0</b>	<b>0</b>	<b>0</b>	<b>0</b>
<b>State Total</b>		<b>93</b>	<b>11</b>	<b>37</b>	<b>537</b>	<b>0</b>	<b>12</b>	<b>85</b>	<b>71</b>
<b>Percent of State Total</b>		<b>0.18%</b>	<b>0.02%</b>	<b>0.07%</b>	<b>1.04%</b>	<b>0</b>	<b>0.02%</b>	<b>0.16%</b>	<b>0.14%</b>

**Table 16: District Court Civil Filings by Type, FY 2004**

District	Court Location	Wrongful			Total
		Writ of Habeas Corpus	Death – Motor Vehicle	Rule 106 -- Writs/Contempt	
12	Alamosa	0	0	2	154
	Conejos	0	0	0	53
	Costilla	0	0	0	46
	Mineral	0	0	0	13
	Rio Grande	0	1	0	78
	Saguache	0	0	0	73
	<b>Total</b>	0	1	2	417
13	Kit Carson	7	1	12	86
	Logan	21	0	51	222
	Morgan	0	0	0	273
	Phillips	0	0	1	18
	Sedgwick	0	0	0	10
	Washington	1	0	1	35
	Yuma	0	0	1	53
	<b>Total</b>	29	1	66	697
14	Grand	0	0	0	230
	Moffat	0	0	1	104
	Routt	0	0	1	225
	<b>Total</b>	0	0	2	559
15	Baca	0	0	0	42
	Cheyenne	0	0	0	10
	Kiowa	0	0	0	16
	Prowers	0	0	0	74
	<b>Total</b>	0	0	0	142
16	Bent	2	0	20	67
	Crowley	28	0	27	102
	Otero	0	0	0	195
	<b>Total</b>	30	0	47	364
17	Adams	10	2	9	4,462
	Broomfield	0	0	0	358
	<b>Total</b>	10	2	9	4,820
18	Arapahoe	1	2	15	6,494
	Douglas	1	0	4	1,837
	Elbert	0	0	0	272
	Lincoln	5	0	2	77
	<b>Total</b>	7	2	21	8,680
19	Weld	0	2	7	2,152
20	Boulder	1	4	7	2,592
21	Mesa	3	0	0	946
22	Dolores	0	0	0	19
	Montezuma	0	0	2	193
	<b>Total</b>	0	0	2	212
<b>State Total</b>		<b>190</b>	<b>28</b>	<b>303</b>	<b>51,846</b>
<b>Percent of State Total</b>		<b>0.37%</b>	<b>0.05%</b>	<b>0.58%</b>	<b>100%</b>

Table 17: District Court Domestic Relations Filings, FY 2004

District	Court Location	Registration						
		Administrative Support Order	Child Custody	Dissolution of Marriage	of Foreign Decree	Invalidity of Marriage	Other	Legal Separation
1	Gilpin	0	2	15	1	1	0	2
	Jefferson	27	330	2,600	20	35	90	128
	<i>Total</i>	27	332	2,615	21	36	90	130
2	Denver	6	326	2,650	12	71	181	101
3	Huerfano	0	6	43	0	0	0	3
	Las Animas	0	23	91	6	0	0	1
	<i>Total</i>	0	29	134	6	0	0	4
4	El Paso	110	348	3,322	69	63	40	151
	Teller	3	2	95	0	2	3	6
	<i>Total</i>	113	350	3,417	69	65	43	157
5	Clear Creek	11	4	44	1	3	0	2
	Eagle	1	14	164	4	3	4	3
	Lake	0	1	25	0	1	2	0
	Summit	4	4	111	1	1	4	4
	<i>Total</i>	16	23	344	6	8	10	9
6	Archuleta	1	5	58	3	2	0	0
	La Plata	21	37	239	7	4	1	5
	San Juan	0	0	2	0	0	0	0
	<i>Total</i>	22	42	299	10	6	1	5
7	Delta	1	39	170	5	6	1	12
	Gunnison	3	3	65	1	1	3	3
	Hinsdale	0	0	4	0	0	0	0
	Montrose	2	43	294	0	4	1	5
	Ouray	0	2	10	0	0	0	0
	San Miguel	2	5	29	1	0	0	2
	<i>Total</i>	8	92	572	7	11	5	22
8	Jackson	0	0	9	0	1	0	0
	Larimer	14	160	1,293	22	24	6	61
	<i>Total</i>	14	160	1,302	22	25	6	61
9	Garfield	2	43	289	2	5	14	6
	Pitkin	0	2	80	1	1	2	1
	Rio Blanco	15	7	27	1	0	3	1
	<i>Total</i>	17	52	396	4	6	19	8
10	Pueblo	0	217	761	2	5	7	15
11	Chaffee	3	14	103	13	0	0	0
	Custer	2	2	21	2	0	0	0
	Fremont	0	43	287	3	5	2	1
	Park	0	2	58	8	0	4	1
	<i>Total</i>	5	61	469	26	5	6	2

Table 17: District Court Domestic Relations Filings, FY 2004

District	Court Location	Incoming Registration of Support	Outgoing Registration of UIFSA	Total
1	Gilpin	1	0	22
	Jefferson	103	0	3,333
	<b>Total</b>	104	0	3,355
2	Denver	245	0	3,592
3	Huerfano	1	2	55
	Las Animas	4	0	125
	<b>Total</b>	5	2	180
4	El Paso	364	1	4,468
	Teller	14	0	125
	<b>Total</b>	378	1	4,593
5	Clear Creek	4	0	69
	Eagle	5	0	198
	Lake	0	0	29
	Summit	11	0	140
	<b>Total</b>	20	0	436
6	Archuleta	5	1	75
	La Plata	26	0	340
	San Juan	0	0	2
	<b>Total</b>	31	1	417
7	Delta	8	0	242
	Gunnison	2	0	81
	Hinsdale	0	0	4
	Montrose	29	0	378
	Ouray	2	0	14
	San Miguel	2	0	41
	<b>Total</b>	43	0	760
8	Jackson	0	0	10
	Larimer	4	0	1,584
	<b>Total</b>	4	0	1,594
9	Garfield	32	0	393
	Pitkin	0	0	87
	Rio Blanco	1	0	55
	<b>Total</b>	33	0	535
10	Pueblo	52	2	1,061
11	Chaffee	4	0	137
	Custer	0	1	28
	Fremont	41	1	383
	Park	6	0	79
	<b>Total</b>	51	2	627

Table 17: District Court Domestic Relations Filings, FY 2004

District	Court Location	Registration						
		Administrative Support Order	Child Custody	Dissolution of Marriage	of Foreign Decree	Invalidity of Marriage	Other	Legal Separation
12	Alamosa	0	46	126	2	2	1	1
	Conejos	0	10	21	1	0	1	1
	Costilla	0	4	14	0	0	0	1
	Mineral	0	0	3	0	0	0	0
	Rio Grande	0	12	76	0	0	0	1
	Saguache	1	2	44	0	0	2	0
	<b>Total</b>	<b>1</b>	<b>74</b>	<b>284</b>	<b>3</b>	<b>2</b>	<b>4</b>	<b>4</b>
13	Kit Carson	3	4	31	1	0	0	0
	Logan	2	33	134	0	4	1	6
	Morgan	0	32	151	0	1	4	1
	Phillips	0	0	9	0	0	3	0
	Sedgwick	1	1	8	0	0	1	0
	Washington	0	3	20	0	0	1	0
	Yuma	0	3	32	1	0	0	0
	<b>Total</b>	<b>6</b>	<b>76</b>	<b>385</b>	<b>2</b>	<b>5</b>	<b>10</b>	<b>7</b>
14	Grand	6	4	43	2	1	2	2
	Moffat	24	20	101	2	3	1	2
	Routt	25	3	114	4	4	2	3
	<b>Total</b>	<b>55</b>	<b>27</b>	<b>258</b>	<b>8</b>	<b>8</b>	<b>5</b>	<b>7</b>
15	Baca	0	2	15	1	0	0	0
	Cheyenne	1	1	8	0	0	1	0
	Kiowa	0	0	2	1	0	0	0
	Prowers	0	15	95	0	0	2	2
	<b>Total</b>	<b>1</b>	<b>18</b>	<b>120</b>	<b>2</b>	<b>0</b>	<b>3</b>	<b>2</b>
16	Bent	0	9	44	0	3	0	0
	Crowley	0	4	33	0	0	0	0
	Otero	0	31	151	3	0	2	4
	<b>Total</b>	<b>0</b>	<b>44</b>	<b>228</b>	<b>3</b>	<b>3</b>	<b>2</b>	<b>4</b>
17	Adams	33	533	1,809	18	15	29	58
	Broomfield	0	16	213	4	3	15	7
	<b>Total</b>	<b>33</b>	<b>549</b>	<b>2,022</b>	<b>22</b>	<b>18</b>	<b>44</b>	<b>65</b>
18	Arapahoe	85	383	2,456	30	29	4	98
	Douglas	0	64	1,120	15	8	2	67
	Elbert	12	2	104	2	1	12	3
	Lincoln	0	3	28	0	0	3	2
	<b>Total</b>	<b>97</b>	<b>452</b>	<b>3,708</b>	<b>47</b>	<b>38</b>	<b>21</b>	<b>170</b>
19	Weld	1	134	985	12	12	3	21
20	Boulder	77	111	1,169	20	12	0	81
21	Mesa	108	145	950	9	13	26	15
22	Dolores	1	2	6	0	0	0	1
	Montezuma	2	31	147	6	0	1	3
	<b>Total</b>	<b>3</b>	<b>33</b>	<b>153</b>	<b>6</b>	<b>0</b>	<b>1</b>	<b>4</b>
<b>State Total</b>		<b>610</b>	<b>3,347</b>	<b>23,221</b>	<b>319</b>	<b>349</b>	<b>487</b>	<b>894</b>
<b>Percent of State Total</b>		<b>1.98%</b>	<b>10.86%</b>	<b>75.32%</b>	<b>1.03%</b>	<b>1.13%</b>	<b>1.58%</b>	<b>2.90%</b>

*Table 17: District Court Domestic Relations Filings, FY 2004*

District	Court Location	Incoming Registration of Support	Outgoing Registration of UIFSA	Total
12	Alamosa	5	0	183
	Conejos	0	0	34
	Costilla	0	0	19
	Mineral	0	0	3
	Rio Grande	0	2	91
	Saguache	2	0	51
	<b>Total</b>		7	2
13	Kit Carson	1	0	40
	Logan	9	0	189
	Morgan	12	0	201
	Phillips	0	0	12
	Sedgwick	0	0	11
	Washington	2	0	26
	Yuma	0	0	36
	<b>Total</b>		24	0
14	Grand	6	0	66
	Moffat	2	0	155
	Routt	8	0	163
	<b>Total</b>	16	0	384
15	Baca	3	0	21
	Cheyenne	0	0	11
	Kiowa	0	0	3
	Prowers	2	0	116
	<b>Total</b>	5	0	151
16	Bent	1	0	57
	Crowley	0	0	37
	Otero	6	0	197
	<b>Total</b>	7	0	291
17	Adams	137	0	2,632
	Broomfield	20	0	278
	<b>Total</b>	157	0	2,910
18	Arapahoe	256	0	3,341
	Douglas	43	0	1,319
	Elbert	5	0	141
	Lincoln	3	0	39
	<b>Total</b>	307	0	4,840
19	Weld	84	0	1,252
20	Boulder	0	0	1,470
21	Mesa	0	0	1,266
22	Dolores	0	0	10
	Montezuma	16	0	206
	<b>Total</b>	16	0	216
<b>State Total</b>		<b>1,589</b>	<b>10</b>	<b>30,826</b>
<b>Percent of State Total</b>		<b>5.15%</b>	<b>0.03%</b>	<b>100%</b>

Table 18: District Court Criminal Filings by Type, FY 2004

District	Count Location	Cruelty to Animals	Arson	Assault	Bribery-Tampering	Burglary	Bail Violation	Child Abuse
1	Gilpin	0	0	2	0	2	0	0
	Jefferson	2	13	219	0	259	8	13
	<i>Total</i>	2	13	221	0	261	8	13
2	Denver	0	8	297	3	265	1	16
3	Huerfano	0	0	20	0	6	11	0
	Las Animas	0	1	27	0	39	0	0
	<i>Total</i>	0	1	47	0	45	11	0
4	El Paso	1	9	298	23	467	15	10
	Teller	1	3	10	3	8	0	0
	<i>Total</i>	2	12	308	26	475	15	10
5	Clear Creek	1	0	12	0	9	5	0
	Eagle	0	2	19	0	10	9	1
	Lake	1	0	17	0	3	2	1
	Summit	1	1	27	1	21	6	0
	<i>Total</i>	3	3	75	1	43	22	2
6	Archuleta	0	0	7	0	15	1	0
	La Plata	4	1	41	1	34	20	0
	San Juan	0	0	1	0	0	0	0
	<i>Total</i>	4	1	49	1	49	21	0
7	Delta	0	0	20	0	14	4	7
	Gunnison	0	0	15	2	8	12	0
	Hinsdale	0	0	3	0	1	0	0
	Montrose	0	0	11	0	6	8	0
	Ouray	0	0	1	0	1	2	0
	San Miguel	0	0	2	0	8	1	0
	<i>Total</i>	0	0	52	2	38	27	7
8	Jackson	0	0	4	0	1	1	0
	Larimer	0	11	87	3	150	112	7
	<i>Total</i>	0	11	91	3	151	113	7
9	Garfield	0	2	39	0	30	5	3
	Pitkin	0	0	5	0	6	2	0
	Rio Blanco	0	1	2	0	1	0	0
	<i>Total</i>	0	3	46	0	37	7	3
10	Pueblo	0	5	202	2	169	1	4
11	Chaffee	0	1	6	0	8	1	1
	Custer	0	0	1	0	2	1	0
	Fremont	0	7	51	0	36	1	0
	Park	0	0	15	0	3	1	3
	<i>Total</i>	0	8	73	0	49	4	4

Table 18: District Court Criminal Filings by Type, FY 2004

District	Count Location	Criminal Mischief	Drugs	Escape	Fraud	Forgery	Fugitive from Justice	Gambling
1	Gilpin	2	22	0	4	14	3	1
	Jefferson	94	903	112	13	299	106	0
	<b>Total</b>	<b>96</b>	<b>925</b>	<b>112</b>	<b>17</b>	<b>313</b>	<b>109</b>	<b>1</b>
2	Denver	83	2082	306	34	170	72	0
3	Huerfano	7	48	1	2	5	5	0
	Las Animas	11	22	0	14	7	20	0
	<b>Total</b>	<b>18</b>	<b>70</b>	<b>1</b>	<b>16</b>	<b>12</b>	<b>25</b>	<b>0</b>
4	El Paso	130	1580	169	189	456	232	0
	Teller	4	88	0	11	10	8	0
	<b>Total</b>	<b>134</b>	<b>1668</b>	<b>169</b>	<b>200</b>	<b>466</b>	<b>240</b>	<b>0</b>
5	Clear Creek	4	38	3	2	0	8	0
	Eagle	10	120	1	18	12	15	0
	Lake	5	43	0	1	2	4	0
	Summit	12	75	1	13	12	14	0
	<b>Total</b>	<b>31</b>	<b>276</b>	<b>5</b>	<b>34</b>	<b>26</b>	<b>41</b>	<b>0</b>
6	Archuleta	3	26	1	2	3	7	0
	La Plata	13	117	4	16	14	71	0
	San Juan	0	3	0	0	0	0	0
	<b>Total</b>	<b>16</b>	<b>146</b>	<b>5</b>	<b>18</b>	<b>17</b>	<b>78</b>	<b>0</b>
7	Delta	7	39	2	7	4	4	0
	Gunnison	5	41	1	13	11	5	0
	Hinsdale	1	3	0	0	0	0	0
	Montrose	5	69	4	15	6	14	0
	Ouray	1	3	0	1	0	2	0
	San Miguel	1	20	0	0	3	4	0
	<b>Total</b>	<b>20</b>	<b>175</b>	<b>7</b>	<b>36</b>	<b>24</b>	<b>29</b>	<b>0</b>
8	Jackson	1	0	0	1	0	1	0
	Larimer	47	726	36	30	127	94	0
	<b>Total</b>	<b>48</b>	<b>726</b>	<b>36</b>	<b>31</b>	<b>127</b>	<b>95</b>	<b>0</b>
9	Garfield	19	118	2	3	19	30	0
	Pitkin	6	22	0	4	4	5	0
	Rio Blanco	3	16	1	1	0	4	0
	<b>Total</b>	<b>28</b>	<b>156</b>	<b>3</b>	<b>8</b>	<b>23</b>	<b>39</b>	<b>0</b>
10	Pueblo	116	446	44	15	71	35	0
11	Chaffee	3	38	1	14	4	2	0
	Custer	1	10	0	1	1	3	0
	Fremont	11	137	7	26	13	31	0
	Park	8	20	5	0	1	1	0
	<b>Total</b>	<b>23</b>	<b>205</b>	<b>13</b>	<b>41</b>	<b>19</b>	<b>37</b>	<b>0</b>



Table 18: District Court Criminal Filings by Type, FY 2004

District	Count Location	Habitual Criminal	Homicide	Habitual Traffic	Incest	Impersonation	Kidnapping	Menacing
1	Gilpin	0	0	4	0	5	0	4
	Jefferson	0	34	110	3	65	12	129
	<i>Total</i>	0	34	114	3	70	12	133
2	Denver	0	66	0	0	19	38	139
3	Huerfano	0	2	5	0	9	1	14
	Las Animas	0	0	16	0	13	2	24
	<i>Total</i>	0	2	21	0	22	3	38
4	El Paso	0	82	65	2	149	50	234
	Teller	0	0	7	0	2	0	12
	<i>Total</i>	0	82	72	2	151	50	246
5	Clear Creek	0	4	4	0	8	1	1
	Eagle	0	1	19	0	29	2	19
	Lake	1	0	6	0	0	0	10
	Summit	4	1	1	0	15	2	11
	<i>Total</i>	5	6	30	0	52	5	41
6	Archuleta	0	0	3	0	4	1	7
	La Plata	2	3	7	0	21	0	15
	San Juan	0	0	0	0	0	0	0
	<i>Total</i>	2	3	10	0	25	1	22
7	Delta	0	0	6	0	4	2	15
	Gunnison	0	1	3	0	3	0	8
	Hinsdale	0	0	0	0	0	1	1
	Montrose	0	1	21	0	9	7	19
	Ouray	0	0	2	0	1	0	0
	San Miguel	0	0	0	0	2	0	2
	<i>Total</i>	0	2	32	0	19	10	45
8	Jackson	0	0	0	0	0	0	2
	Larimer	0	9	60	2	61	7	70
	<i>Total</i>	0	9	60	2	61	7	72
9	Garfield	0	0	12	0	39	3	21
	Pitkin	0	0	4	0	2	0	3
	Rio Blanco	0	0	1	0	1	0	2
	<i>Total</i>	0	0	17	0	42	3	26
10	Pueblo	3	16	88	1	92	23	146
11	Chaffee	0	0	3	0	3	0	5
	Custer	0	1	1	0	0	0	3
	Fremont	0	1	12	0	7	3	23
	Park	0	0	6	0	4	1	6
	<i>Total</i>	0	2	22	0	14	4	37

Table 18: District Court Criminal Filings by Type, FY 2004

District	Count Location	Criminal Non-Support	Obstruction of Public Justice	Other	Public Indecency	Perjury	Pornography	Abuse of Public Office
1	Gilpin	0	0	7	0	0	0	0
	Jefferson	0	2	357	0	0	0	0
	<i>Total</i>	<i>0</i>	<i>2</i>	<i>364</i>	<i>0</i>	<i>0</i>	<i>0</i>	<i>0</i>
2	Denver	0	16	89	0	0	0	1
3	Huerfano	0	0	22	0	0	0	0
	Las Animas	0	0	38	0	0	0	0
	<i>Total</i>	<i>0</i>	<i>0</i>	<i>60</i>	<i>0</i>	<i>0</i>	<i>0</i>	<i>0</i>
4	El Paso	0	30	111	0	3	1	0
	Teller	0	0	30	0	0	0	0
	<i>Total</i>	<i>0</i>	<i>30</i>	<i>141</i>	<i>0</i>	<i>3</i>	<i>1</i>	<i>0</i>
5	Clear Creek	0	2	9	0	0	0	0
	Eagle	0	0	14	0	0	0	0
	Lake	0	0	14	0	0	0	0
	Summit	0	0	14	0	0	0	0
	<i>Total</i>	<i>0</i>	<i>2</i>	<i>51</i>	<i>0</i>	<i>0</i>	<i>0</i>	<i>0</i>
6	Archuleta	0	0	7	0	0	0	0
	La Plata	0	0	38	4	0	0	0
	San Juan	0	0	0	0	0	0	0
	<i>Total</i>	<i>0</i>	<i>0</i>	<i>45</i>	<i>4</i>	<i>0</i>	<i>0</i>	<i>0</i>
7	Delta	0	0	24	0	1	0	0
	Gunnison	0	0	6	0	0	0	0
	Hinsdale	0	0	1	0	0	0	0
	Montrose	0	1	24	0	0	1	0
	Ouray	0	0	2	0	0	0	0
	San Miguel	0	0	10	1	0	0	0
	<i>Total</i>	<i>0</i>	<i>1</i>	<i>67</i>	<i>1</i>	<i>1</i>	<i>1</i>	<i>0</i>
8	Jackson	0	0	2	0	1	0	0
	Larimer	0	15	75	0	0	0	2
	<i>Total</i>	<i>0</i>	<i>15</i>	<i>77</i>	<i>0</i>	<i>1</i>	<i>0</i>	<i>2</i>
9	Garfield	0	0	12	0	0	0	0
	Pitkin	0	0	1	0	0	0	0
	Rio Blanco	0	0	6	0	0	0	0
	<i>Total</i>	<i>0</i>	<i>0</i>	<i>19</i>	<i>0</i>	<i>0</i>	<i>0</i>	<i>0</i>
10	Pueblo	0	0	133	0	0	0	0
11	Chaffee	0	0	4	0	0	0	0
	Custer	0	0	7	0	0	0	0
	Fremont	0	0	69	0	0	0	0
	Park	0	0	8	0	0	0	0
	<i>Total</i>	<i>0</i>	<i>0</i>	<i>88</i>	<i>0</i>	<i>0</i>	<i>0</i>	<i>0</i>

Table 18: District Court Criminal Filings by Type, FY 2004

District	Count Location	Public						
		Peace and Order	Prostitution	Robbery	Sex Offense	Theft	Tampering	Trespass
1	Gilpin	0	0	0	2	13	0	2
	Jefferson	2	1	79	141	776	3	161
	<i>Total</i>	2	1	79	143	789	3	163
2	Denver	38	0	183	149	709	0	131
3	Huerfano	1	0	1	7	17	0	4
	Las Animas	0	0	6	2	30	1	10
	<i>Total</i>	1	0	7	9	47	1	14
4	El Paso	87	0	128	237	1,181	3	184
	Teller	0	0	0	8	30	0	2
	<i>Total</i>	87	0	128	245	1,211	3	186
5	Clear Creek	0	0	0	5	20	1	1
	Eagle	7	0	1	16	80	2	12
	Lake	0	0	0	3	10	0	3
	Summit	0	0	2	3	54	0	9
	<i>Total</i>	7	0	3	27	164	3	25
6	Archuleta	0	0	0	4	13	0	4
	La Plata	0	0	1	13	74	1	5
	San Juan	0	0	0	0	2	0	0
	<i>Total</i>	0	0	1	17	89	1	9
7	Delta	0	0	1	17	31	0	1
	Gunnison	5	0	0	6	19	0	21
	Hinsdale	0	0	0	0	8	0	0
	Montrose	2	0	2	21	33	0	7
	Ouray	0	0	0	4	2	0	0
	San Miguel	0	0	0	6	4	0	0
	<i>Total</i>	7	0	3	54	97	0	29
8	Jackson	0	0	0	1	3	0	0
	Larimer	58	0	16	94	413	2	96
	<i>Total</i>	58	0	16	95	416	2	96
9	Garfield	17	0	2	11	58	0	20
	Pitkin	0	0	0	0	20	0	2
	Rio Blanco	0	0	0	0	7	0	2
	<i>Total</i>	17	0	2	11	85	0	24
10	Pueblo	4	0	81	87	245	0	74
11	Chaffee	0	0	0	5	12	0	6
	Custer	0	0	0	0	7	0	0
	Fremont	0	0	1	18	58	1	7
	Park	0	0	0	1	9	0	2
	<i>Total</i>	0	0	1	24	86	1	15

**Table 18: District Court Criminal Filings by Type, FY 2004**

District	Count Location	Uniform Commercial Code	Vehicular Assault	Vehicular Homicide	Carrying Concealed Weapon	Total
1	Gilpin	0	0	0	0	87
	Jefferson	0	32	5	23	3,976
	<i>Total</i>	0	32	5	23	4,063
2	Denver	0	14	6	50	4,985
3	Huerfano	0	1	0	0	189
	Las Animas	0	0	1	1	285
	<i>Total</i>	0	1	1	1	474
4	El Paso	0	9	4	48	6,187
	Teller	0	0	0	1	238
	<i>Total</i>	0	9	4	49	6,425
5	Clear Creek	0	1	0	1	140
	Eagle	0	0	1	1	421
	Lake	0	0	0	0	126
	Summit	0	0	0	0	300
	<i>Total</i>	0	1	1	2	987
6	Archuleta	0	0	0	7	115
	La Plata	0	3	4	4	531
	San Juan	0	1	0	0	7
	<i>Total</i>	0	4	4	11	653
7	Delta	0	1	1	6	218
	Gunnison	0	0	0	2	187
	Hinsdale	0	0	0	2	21
	Montrose	0	1	2	0	289
	Ouray	0	0	0	0	22
	San Miguel	0	0	0	1	65
	<i>Total</i>	0	2	3	11	802
8	Jackson	0	0	0	0	18
	Larimer	0	2	4	15	2,431
	<i>Total</i>	0	2	4	15	2,449
9	Garfield	0	1	0	4	470
	Pitkin	0	0	0	0	86
	Rio Blanco	0	0	0	0	48
	<i>Total</i>	0	1	0	4	604
10	Pueblo	0	13	1	16	2,133
11	Chaffee	0	1	0	1	119
	Custer	0	1	0	0	40
	Fremont	0	2	0	0	522
	Park	0	0	0	1	95
	<i>Total</i>	0	4	0	2	776

Table 18: District Court Criminal Filings by Type, FY 2004

District	Count Location	Cruelty to Animals	Arson	Assault	Bribery-Tampering	Burglary	Bail Violation	Child Abuse
12	Alamosa	0	2	21	0	31	0	0
	Conejos	0	0	1	0	9	0	0
	Costilla	0	0	4	0	3	0	0
	Mineral	0	0	0	0	0	0	0
	Rio Grande	0	0	10	0	13	0	0
	Saguache	0	0	8	0	4	0	0
	<i>Total</i>		0	2	44	0	60	0
13	Kit Carson	0	0	4	0	7	0	0
	Logan	0	2	16	1	27	2	0
	Morgan	2	1	13	1	21	1	2
	Phillips	0	0	0	0	4	2	0
	Sedgwick	0	0	3	0	2	0	0
	Washington	0	0	4	0	11	1	0
	Yuma	0	0	1	0	12	0	0
	<i>Total</i>		2	3	41	2	84	6
14	Grand	0	0	9	0	5	9	0
	Moffat	0	0	23	0	20	32	1
	Routt	0	1	8	0	15	28	3
	<i>Total</i>		0	1	40	0	40	69
15	Baca	0	0	3	0	0	0	0
	Cheyenne	1	0	0	0	0	0	0
	Kiowa	0	0	0	0	0	0	0
	Prowers	0	0	6	0	21	0	0
	<i>Total</i>		1	0	9	0	21	0
16	Bent	0	1	11	0	2	1	0
	Crowley	0	0	5	0	1	2	1
	Otero	0	0	26	0	37	6	0
	<i>Total</i>		0	1	42	0	40	9
17	Adams	0	9	213	1	248	0	20
	Broomfield	1	0	17	0	31	1	1
	<i>Total</i>		1	9	230	1	279	1
18	Arapahoe	0	7	199	2	296	22	8
	Douglas	1	0	50	0	60	6	1
	Elbert	0	0	4	0	7	1	0
	Lincoln	0	0	2	3	2	2	0
	<i>Total</i>		1	7	255	5	365	31
19	Weld	1	9	119	1	155	19	8
20	Boulder	0	2	148	1	183	13	4
21	Mesa	0	5	116	0	98	0	5
22	Dolores	0	0	0	0	1	0	0
	Montezuma	0	0	24	0	18	1	0
	<i>Total</i>		0	0	24	0	19	1
<i>State Total</i>		<b>17</b>	<b>104</b>	<b>2,529</b>	<b>48</b>	<b>2,926</b>	<b>379</b>	<b>120</b>
<i>Percent of State Total</i>		<b>0.04%</b>	<b>0.25%</b>	<b>5.96%</b>	<b>0.11%</b>	<b>6.90%</b>	<b>0.89%</b>	<b>0.28%</b>

**Table 18: District Court Criminal Filings by Type, FY 2004**

District	Count Location	Criminal					Fugitive	
		Mischief	Drugs	Escape	Fraud	Forgery	from Justice	Gambling
12	Alamosa	13	59	18	36	12	14	0
	Conejos	0	7	0	4	5	4	0
	Costilla	0	8	2	1	1	4	0
	Mineral	0	0	0	0	0	0	0
	Rio Grande	6	42	2	9	11	0	0
	Saguache	1	18	0	4	0	2	0
	<b>Total</b>	<b>20</b>	<b>134</b>	<b>22</b>	<b>54</b>	<b>29</b>	<b>24</b>	<b>0</b>
13	Kit Carson	6	22	0	3	3	12	0
	Logan	10	70	0	5	6	21	0
	Morgan	9	91	1	10	3	22	0
	Phillips	1	6	0	0	2	0	0
	Sedgwick	1	14	0	1	0	5	0
	Washington	1	15	2	4	1	1	0
	Yuma	3	34	0	0	3	5	0
	<b>Total</b>	<b>31</b>	<b>252</b>	<b>3</b>	<b>23</b>	<b>18</b>	<b>66</b>	<b>0</b>
14	Grand	5	17	1	11	0	5	0
	Moffat	11	76	7	7	9	7	0
	Routt	6	45	0	10	5	10	0
	<b>Total</b>	<b>22</b>	<b>138</b>	<b>8</b>	<b>28</b>	<b>14</b>	<b>22</b>	<b>0</b>
15	Baca	0	5	0	1	0	12	0
	Cheyenne	1	0	1	0	0	0	0
	Kiowa	0	3	0	1	0	0	0
	Prowers	6	26	1	12	13	15	0
	<b>Total</b>	<b>7</b>	<b>34</b>	<b>2</b>	<b>14</b>	<b>13</b>	<b>27</b>	<b>0</b>
16	Bent	6	12	0	5	3	1	0
	Crowley	2	20	0	0	0	0	0
	Otero	11	40	1	14	21	6	0
	<b>Total</b>	<b>19</b>	<b>72</b>	<b>1</b>	<b>19</b>	<b>24</b>	<b>7</b>	<b>0</b>
17	Adams	94	906	151	9	267	108	0
	Broomfield	6	48	1	8	19	8	0
	<b>Total</b>	<b>100</b>	<b>954</b>	<b>152</b>	<b>17</b>	<b>286</b>	<b>116</b>	<b>0</b>
18	Arapahoe	103	702	177	15	247	158	0
	Douglas	35	126	0	11	55	44	0
	Elbert	1	6	0	1	1	4	0
	Lincoln	0	27	1	2	3	12	0
	<b>Total</b>	<b>139</b>	<b>861</b>	<b>178</b>	<b>29</b>	<b>306</b>	<b>218</b>	<b>0</b>
19	Weld	49	441	83	19	191	50	0
20	Boulder	72	384	52	29	136	63	0
21	Mesa	58	521	24	17	79	72	0
22	Dolores	0	6	0	0	1	0	0
	Montezuma	14	72	2	15	13	33	0
	<b>Total</b>	<b>14</b>	<b>78</b>	<b>2</b>	<b>15</b>	<b>14</b>	<b>33</b>	<b>0</b>
<b>State Total</b>		<b>1,144</b>	<b>10,744</b>	<b>1,228</b>	<b>714</b>	<b>2,378</b>	<b>1,498</b>	<b>1</b>
<b>Percent of State Total</b>		<b>2.70%</b>	<b>25.32%</b>	<b>2.89%</b>	<b>1.68%</b>	<b>5.60%</b>	<b>3.53%</b>	<b>0.002%</b>

Table 18: District Court Criminal Filings by Type, FY 2004

District	Count Location	Habitual Criminal	Homicide	Habitual Traffic	Incest	Impersonation	Kidnapping	Menacing
12	Alamosa	0	1	13	0	4	2	17
	Conejos	0	0	7	0	3	0	1
	Costilla	0	0	5	0	3	0	1
	Mineral	0	0	0	0	1	0	0
	Rio Grande	0	0	13	0	7	0	9
	Saguache	1	3	2	0	0	1	4
	<b>Total</b>		<b>1</b>	<b>4</b>	<b>40</b>	<b>0</b>	<b>18</b>	<b>3</b>
13	Kit Carson	1	0	1	0	2	1	9
	Logan	0	2	11	0	6	0	3
	Morgan	0	0	11	0	17	1	8
	Phillips	1	1	0	0	3	2	2
	Sedgwick	0	0	1	0	0	0	2
	Washington	0	0	1	0	2	0	3
	Yuma	0	0	1	0	0	5	1
	<b>Total</b>		<b>2</b>	<b>3</b>	<b>26</b>	<b>0</b>	<b>30</b>	<b>9</b>
14	Grand	1	0	2	0	1	0	5
	Moffat	0	1	0	0	3	2	18
	Routt	0	1	2	0	1	1	5
	<b>Total</b>	<b>1</b>	<b>2</b>	<b>4</b>	<b>0</b>	<b>5</b>	<b>3</b>	<b>28</b>
15	Baca	0	1	2	0	0	1	1
	Cheyenne	0	0	1	0	0	0	0
	Kiowa	0	0	0	0	0	0	0
	Prowers	0	1	12	0	0	0	5
	<b>Total</b>	<b>0</b>	<b>2</b>	<b>15</b>	<b>0</b>	<b>0</b>	<b>1</b>	<b>6</b>
16	Bent	0	0	2	0	1	0	4
	Crowley	0	0	2	1	0	1	3
	Otero	2	2	13	0	14	1	24
	<b>Total</b>	<b>2</b>	<b>2</b>	<b>17</b>	<b>1</b>	<b>15</b>	<b>2</b>	<b>31</b>
17	Adams	0	37	122	2	40	39	136
	Broomfield	0	0	5	0	11	0	13
	<b>Total</b>	<b>0</b>	<b>37</b>	<b>127</b>	<b>2</b>	<b>51</b>	<b>39</b>	<b>149</b>
18	Arapahoe	0	41	64	0	74	54	131
	Douglas	0	5	20	3	32	8	45
	Elbert	1	3	2	0	2	0	7
	Lincoln	0	0	1	1	7	0	4
	<b>Total</b>	<b>1</b>	<b>49</b>	<b>87</b>	<b>4</b>	<b>115</b>	<b>62</b>	<b>187</b>
19	Weld	0	17	84	0	57	15	83
20	Boulder	0	6	51	0	161	12	90
21	Mesa	0	7	52	5	84	13	56
22	Dolores	0	0	0	0	0	0	2
	Montezuma	0	7	10	0	7	2	21
	<b>Total</b>	<b>0</b>	<b>7</b>	<b>10</b>	<b>0</b>	<b>7</b>	<b>2</b>	<b>23</b>
<b>State Total</b>		<b>17</b>	<b>358</b>	<b>979</b>	<b>20</b>	<b>1,110</b>	<b>317</b>	<b>1,658</b>
<b>Percent of State Total</b>		<b>0.04%</b>	<b>0.84%</b>	<b>2.31%</b>	<b>0.05%</b>	<b>2.62%</b>	<b>0.75%</b>	<b>3.91%</b>

Table 18: District Court Criminal Filings by Type, FY 2004

District	Count Location	Criminal Non-Support	Obstruction of Public Justice	Other	Public Indecency	Perjury	Pornography	Abuse of Public Office
12	Alamosa	0	1	41	0	0	0	0
	Conejos	0	0	3	0	0	0	0
	Costilla	0	0	2	0	0	0	0
	Mineral	0	0	0	0	0	0	0
	Rio Grande	0	0	22	0	0	0	0
	Saguache	0	0	3	0	0	0	0
	<i>Total</i>		0	1	71	0	0	0
13	Kit Carson	0	1	10	0	0	0	0
	Logan	0	0	27	0	0	0	0
	Morgan	0	0	10	0	0	0	0
	Phillips	0	0	2	0	0	0	0
	Sedgwick	0	0	0	0	0	0	0
	Washington	0	0	10	0	0	0	0
	Yuma	0	0	9	0	0	0	0
	<i>Total</i>		0	1	68	0	0	0
14	Grand	0	1	5	0	0	0	0
	Moffat	0	0	10	0	0	0	0
	Routt	1	1	18	0	0	0	0
	<i>Total</i>	1	2	33	0	0	0	0
15	Baca	0	0	4	0	0	0	0
	Cheyenne	0	0	3	0	0	0	0
	Kiowa	0	0	1	0	0	0	0
	Prowers	0	0	19	0	0	0	0
	<i>Total</i>	0	0	27	0	0	0	0
16	Bent	0	0	15	0	0	0	0
	Crowley	0	0	3	0	0	0	0
	Otero	0	0	23	0	0	0	0
	<i>Total</i>	0	0	41	0	0	0	0
17	Adams	0	0	301	0	0	0	0
	Broomfield	0	0	26	0	0	0	0
	<i>Total</i>	0	0	327	0	0	0	0
18	Arapahoe	0	11	146	0	0	0	0
	Douglas	0	0	62	1	0	0	0
	Elbert	0	0	5	0	0	0	0
	Lincoln	0	3	6	0	0	0	0
	<i>Total</i>	0	14	219	1	0	0	0
19	Weld	0	0	121	0	0	0	0
20	Boulder	0	1	49	0	2	0	0
21	Mesa	0	0	160	0	0	0	0
22	Dolores	0	0	0	0	0	0	0
	Montezuma	0	1	17	0	0	0	0
	<i>Total</i>	0	1	17	0	0	0	0
<i>State Total</i>		1	86	2,267	6	7	2	3
<i>Percent of State Total</i>		0.00%	0.20%	5.34%	0.01%	0.02%	0.00%	0.01%



Table 18: District Court Criminal Filings by Type, FY 2004

District	Count Location	Public Peace and						
		Order	Prostitution	Robbery	Sex Offense	Theft	Tampering	Trespass
12	Alamosa	0	0	1	2	42	3	10
	Conejos	0	0	0	1	12	0	3
	Costilla	0	0	0	0	4	0	1
	Mineral	0	0	0	0	0	0	0
	Rio Grande	0	0	4	7	20	0	9
	Saguache	0	0	0	1	9	0	4
	<b>Total</b>	<b>0</b>	<b>0</b>	<b>5</b>	<b>11</b>	<b>87</b>	<b>3</b>	<b>27</b>
13	Kit Carson	1	0	0	1	22	1	6
	Logan	0	0	6	20	29	0	6
	Morgan	0	0	0	21	25	1	14
	Phillips	0	0	0	6	4	0	1
	Sedgwick	0	0	0	1	5	0	0
	Washington	0	0	0	1	2	0	4
	Yuma	0	0	0	3	13	2	1
	<b>Total</b>	<b>1</b>	<b>0</b>	<b>6</b>	<b>53</b>	<b>100</b>	<b>4</b>	<b>32</b>
14	Grand	2	0	0	6	26	1	1
	Moffat	3	0	1	5	22	5	11
	Routt	0	0	0	3	24	0	15
	<b>Total</b>	<b>5</b>	<b>0</b>	<b>1</b>	<b>14</b>	<b>72</b>	<b>6</b>	<b>27</b>
15	Baca	0	0	0	0	4	0	1
	Cheyenne	0	0	0	0	0	0	0
	Kiowa	0	0	0	0	1	0	0
	Prowers	0	0	3	8	17	0	5
	<b>Total</b>	<b>0</b>	<b>0</b>	<b>3</b>	<b>8</b>	<b>22</b>	<b>0</b>	<b>6</b>
16	Bent	0	0	0	0	3	1	2
	Crowley	0	0	0	7	4	0	0
	Otero	0	0	8	8	25	0	17
	<b>Total</b>	<b>0</b>	<b>0</b>	<b>8</b>	<b>15</b>	<b>32</b>	<b>1</b>	<b>19</b>
17	Adams	0	0	79	146	672	0	118
	Broomfield	1	0	5	14	93	0	23
	<b>Total</b>	<b>1</b>	<b>0</b>	<b>84</b>	<b>160</b>	<b>765</b>	<b>0</b>	<b>141</b>
18	Arapahoe	22	0	90	144	680	1	97
	Douglas	3	0	10	42	205	1	35
	Elbert	0	0	0	2	8	0	1
	Lincoln	1	0	0	8	15	0	1
	<b>Total</b>	<b>26</b>	<b>0</b>	<b>100</b>	<b>196</b>	<b>908</b>	<b>2</b>	<b>134</b>
19	Weld	0	0	32	97	346	2	104
20	Boulder	83	0	32	111	308	3	155
21	Mesa	0	0	25	55	304	2	76
22	Dolores	1	0	0	0	8	0	0
	Montezuma	10	0	2	9	61	0	15
	<b>Total</b>	<b>11</b>	<b>0</b>	<b>2</b>	<b>9</b>	<b>69</b>	<b>0</b>	<b>15</b>
<b>State Total</b>		<b>348</b>	<b>1</b>	<b>802</b>	<b>1,590</b>	<b>6,951</b>	<b>37</b>	<b>1,502</b>
<b>Percent of State Total</b>		<b>0.82%</b>	<b>0.00%</b>	<b>1.89%</b>	<b>3.75%</b>	<b>16.38%</b>	<b>0.09%</b>	<b>3.54%</b>

Table 18: District Court Criminal Filings by Type, FY 2004

District	Count Location	Uniform Commercial Code	Vehicular Assault	Vehicular Homicide	Carrying Concealed Weapon	Total
12	Alamosa	0	1	1	0	345
	Conejos	0	1	0	0	61
	Costilla	0	0	0	1	40
	Mineral	0	0	0	0	1
	Rio Grande	0	2	1	0	187
	Saguache	0	0	0	0	65
	<b>Total</b>	0	4	2	1	699
13	Kit Carson	0	3	0	0	116
	Logan	0	1	1	0	272
	Morgan	0	2	0	2	289
	Phillips	0	0	0	0	37
	Sedgwick	0	0	0	0	35
	Washington	0	1	1	0	65
	Yuma	0	1	0	0	94
	<b>Total</b>	0	8	2	2	908
14	Grand	0	1	0	1	115
	Moffat	0	0	0	6	280
	Routt	0	1	0	1	205
	<b>Total</b>	0	2	0	8	600
15	Baca	0	0	0	0	35
	Cheyenne	0	0	0	0	7
	Kiowa	0	0	0	0	6
	Prowers	0	0	0	0	170
	<b>Total</b>	0	0	0	0	218
16	Bent	0	2	0	0	72
	Crowley	0	0	0	0	52
	Otero	0	4	1	1	305
	<b>Total</b>	0	6	1	1	429
17	Adams	0	24	8	24	3,774
	Broomfield	0	1	0	2	335
	<b>Total</b>	0	25	8	26	4,109
18	Arapahoe	0	17	1	13	3,522
	Douglas	0	8	5	3	877
	Elbert	0	0	1	0	57
	Lincoln	0	1	0	2	104
	<b>Total</b>	0	26	7	18	4,560
19	Weld	0	4	3	20	2,130
20	Boulder	0	11	2	9	2,173
21	Mesa	0	0	1	35	1,870
22	Dolores	0	1	0	0	20
	Montezuma	0	3	2	1	360
	<b>Total</b>	0	4	2	1	380
<b>State Total</b>		0	173	57	305	42,427
<b>Percent of State Total</b>		0%	0.41%	0.13%	0.72%	100%

Table 19: District Court Juvenile Filings by Type, FY 2004

District	Court Location	Administrative Paternity Order	Administrative Support Order	Consent for Marriage	Juvenile Expungement	Dependency & Neglect	Expedited Placement
1	Gilpin	0	1	0	1	1	0
	Jefferson	71	403	0	0	277	302
	<i>Total</i>	<i>71</i>	<i>404</i>	<i>0</i>	<i>1</i>	<i>278</i>	<i>302</i>
2	Denver Juvenile	372	1,074	8	0	200	343
3	Huerfano	10	27	0	0	7	5
	Las Animas	7	42	0	0	9	9
	<i>Total</i>	<i>17</i>	<i>69</i>	<i>0</i>	<i>0</i>	<i>16</i>	<i>14</i>
4	El Paso	140	356	1	34	251	336
	Teller	4	26	0	0	18	13
	<i>Total</i>	<i>144</i>	<i>382</i>	<i>1</i>	<i>34</i>	<i>269</i>	<i>349</i>
5	Clear Creek	1	0	0	2	5	0
	Eagle	1	26	1	0	8	0
	Lake	0	13	0	0	11	0
	Summit	1	11	0	1	4	0
	<i>Total</i>	<i>3</i>	<i>50</i>	<i>1</i>	<i>3</i>	<i>28</i>	<i>0</i>
6	Archuleta	7	6	0	0	0	3
	La Plata	13	0	0	0	3	16
	San Juan	0	0	0	0	0	0
	<i>Total</i>	<i>20</i>	<i>6</i>	<i>0</i>	<i>0</i>	<i>3</i>	<i>19</i>
7	Delta	8	27	0	0	18	5
	Gunnison	5	13	0	0	6	6
	Hinsdale	0	0	0	0	1	0
	Montrose	24	30	0	0	24	13
	Ouray	1	0	0	0	0	0
	San Miguel	0	0	0	0	0	2
	<i>Total</i>	<i>38</i>	<i>70</i>	<i>0</i>	<i>0</i>	<i>49</i>	<i>26</i>
8	Jackson	0	0	0	0	0	0
	Larimer	139	201	0	0	80	93
	<i>Total</i>	<i>139</i>	<i>201</i>	<i>0</i>	<i>0</i>	<i>80</i>	<i>93</i>
9	Garfield	19	35	0	0	23	13
	Pitkin	0	0	0	0	1	0
	Rio Blanco	0	0	0	0	10	0
	<i>Total</i>	<i>19</i>	<i>35</i>	<i>0</i>	<i>0</i>	<i>34</i>	<i>13</i>
10	Pueblo	88	160	2	1	125	195
11	Chaffee	7	21	0	1	14	0
	Custer	0	5	0	0	3	0
	Fremont	59	117	0	1	24	20
	Park	0	6	0	0	2	2
	<i>Total</i>	<i>66</i>	<i>149</i>	<i>0</i>	<i>2</i>	<i>43</i>	<i>22</i>

Table 19: District Court Juvenile Filings by Type, FY 2004

District	Court Location	Grandparent Visitation	Guardianship	Lack of Proper Care	Juvenile Other	Petition for Review of Need for Placement	Paternity
1	Gilpin	0	0	0	0	3	0
	Jefferson	6	0	0	29	0	183
	<i>Total</i>	6	0	0	29	3	183
2	Denver Juvenile	1	0	0	41	0	383
3	Huerfano	0	0	0	1	0	1
	Las Animas	0	0	0	0	0	8
	<i>Total</i>	0	0	0	1	0	9
4	El Paso	1	0	0	4	0	318
	Teller	0	0	0	0	0	1
	<i>Total</i>	1	0	0	4	0	319
5	Clear Creek	0	0	0	0	2	4
	Eagle	0	0	0	2	0	5
	Lake	0	0	0	5	0	0
	Summit	0	0	0	4	0	3
	<i>Total</i>	0	0	0	11	2	12
6	Archuleta	0	0	0	0	0	2
	La Plata	0	0	0	4	3	5
	San Juan	0	0	0	0	0	0
	<i>Total</i>	0	0	0	4	3	7
7	Delta	0	0	0	1	6	4
	Gunnison	0	0	0	0	0	1
	Hinsdale	0	0	0	1	0	1
	Montrose	1	0	0	0	1	0
	Ouray	0	0	0	0	0	0
	San Miguel	0	0	0	0	0	0
	<i>Total</i>	1	0	0	2	7	6
8	Jackson	0	0	0	0	0	0
	Larimer	2	0	0	5	2	39
	<i>Total</i>	2	0	0	5	2	39
9	Garfield	1	0	0	2	1	8
	Pitkin	0	0	0	0	0	2
	Rio Blanco	0	0	0	0	1	0
	<i>Total</i>	1	0	0	2	2	10
10	Pueblo	3	0	0	13	3	43
11	Chaffee	0	0	0	1	0	1
	Custer	0	0	0	0	0	0
	Fremont	0	0	0	2	0	6
	Park	0	0	0	0	0	0
	<i>Total</i>	0	0	0	3	0	7

**Table 19: District Court Juvenile Filings by Type, FY 2004**

District	Court Location	Support	Truancy	Adoption	Confidential Intermediary	Juvenile Relinquishment	Juvenile Delinquency Total*	Total
1	Gilpin	0	0	1	0	0	10	17
	Jefferson	218	302	282	12	122	1,733	3,940
	<b>Total</b>	218	302	283	12	122	1,743	3,957
2	Denver Juvenile	252	665	270	77	20	1,959	5,665
3	Huerfano	1	0	4	1	0	43	100
	Las Animas	3	0	9	0	3	95	185
	<b>Total</b>	4	0	13	1	3	138	285
4	El Paso	319	283	486	14	41	2,123	4,707
	Teller	4	2	13	0	0	67	148
	<b>Total</b>	323	285	499	14	41	2,190	4,855
5	Clear Creek	0	1	9	0	31	52	107
	Eagle	0	0	7	0	1	102	153
	Lake	3	1	2	0	1	49	85
	Summit	0	0	6	0	1	71	102
	<b>Total</b>	3	2	24	0	34	274	447
6	Archuleta	0	0	4	0	0	21	43
	La Plata	0	0	24	0	8	97	173
	San Juan	0	0	0	0	0	2	2
	<b>Total</b>	0	0	28	0	8	120	218
7	Delta	1	0	23	0	2	78	173
	Gunnison	4	0	9	0	4	48	96
	Hinsdale	0	0	0	0	0	0	3
	Montrose	0	22	28	0	6	89	238
	Ouray	0	0	0	0	0	5	6
	San Miguel	0	0	0	0	0	11	13
	<b>Total</b>	5	22	60	0	12	231	529
8	Jackson	0	0	0	0	0	1	1
	Larimer	0	27	200	6	32	1,022	1,848
	<b>Total</b>	0	27	200	6	32	1,023	1,849
9	Garfield	15	2	15	1	4	104	243
	Pitkin	0	0	5	0	1	15	24
	Rio Blanco	0	0	2	0	0	26	39
	<b>Total</b>	15	2	22	1	5	145	306
10	Pueblo	12	82	90	2	15	623	1,457
11	Chaffee	1	7	11	0	2	61	127
	Custer	1	0	3	0	0	5	17
	Fremont	3	34	29	0	8	305	608
	Park	1	0	3	0	0	60	74
	<b>Total</b>	6	41	46	0	10	431	826

Table 19: District Court Juvenile Filings by Type, FY 2004

District	Court Location	Administrative Paternity Order	Administrative Support Order	Consent for Marriage	Juvenile Expungement	Dependency & Neglect	Expedited Placement
12	Alamosa	34	31	0	0	23	8
	Conejos	9	17	0	0	7	3
	Costilla	3	1	2	0	2	0
	Mineral	0	0	0	0	0	0
	Rio Grande	8	38	0	0	8	2
	Saguache	12	16	0	0	2	0
	<i>Total</i>		66	103	2	0	42
13	Kit Carson	1	10	0	0	4	7
	Logan	7	30	0	0	22	15
	Morgan	24	62	0	0	24	33
	Phillips	2	2	0	0	2	0
	Sedgwick	0	10	0	0	1	1
	Washington	0	7	0	0	6	5
	Yuma	5	14	0	0	11	5
<i>Total</i>		39	135	0	0	70	66
14	Grand	2	2	0	0	5	0
	Moffat	0	0	0	0	16	4
	Routt	0	0	0	0	5	0
	<i>Total</i>	2	2	0	0	26	4
15	Baca	2	4	0	0	3	0
	Cheyenne	0	1	0	0	1	0
	Kiowa	0	3	0	0	1	1
	Prowers	5	31	1	0	4	3
	<i>Total</i>	7	39	1	0	9	4
16	Bent	3	11	0	0	3	3
	Crowley	5	17	0	0	0	2
	Otero	15	33	0	0	20	10
	<i>Total</i>	23	61	0	0	23	15
17	Adams	157	501	0	5	200	393
	Broomfield	23	51	0	0	16	11
	<i>Total</i>	180	552	0	5	216	404
18	Arapahoe	353	905	1	31	190	127
	Douglas	0	5	0	54	17	9
	Elbert	1	2	0	0	15	6
	Lincoln	1	6	0	0	6	3
	<i>Total</i>	355	918	1	85	228	145
19	Weld	59	182	0	18	72	162
20	Boulder	86	290	0	0	72	121
21	Mesa	6	221	0	0	82	47
22	Dolores	0	0	0	0	0	0
	Montezuma	0	0	0	0	9	4
	<i>Total</i>	0	0	0	0	9	4
<i>State Total</i>		<b>1,800</b>	<b>5,103</b>	<b>16</b>	<b>149</b>	<b>1,974</b>	<b>2,361</b>
<i>Percent of State Total</i>		<b>4.99%</b>	<b>14.15%</b>	<b>0.04%</b>	<b>0.41%</b>	<b>5.47%</b>	<b>6.54%</b>

Table 19: District Court Juvenile Filings by Type, FY 2004

District	Court Location	Grandparent Visitation	Guardianship	Lack of Proper Care	Juvenile Other	Petition for Review of Need for Placement	Paternity
12	Alamosa	2	0	0	1	0	10
	Conejos	0	0	0	0	0	2
	Costilla	0	0	0	0	0	1
	Mineral	0	0	0	0	0	0
	Rio Grande	0	0	0	1	0	2
	Saguache	0	0	0	1	0	1
	<i>Total</i>		2	0	0	3	0
13	Kit Carson	0	0	1	0	0	1
	Logan	0	0	0	2	0	5
	Morgan	2	0	0	1	0	2
	Phillips	0	0	0	3	0	1
	Sedgwick	0	0	0	0	0	0
	Washington	0	0	0	6	3	0
	Yuma	0	0	0	1	1	0
<i>Total</i>		2	0	1	13	4	9
14	Grand	0	0	0	0	0	1
	Moffat	2	0	0	0	0	6
	Routt	0	0	0	0	0	7
	<i>Total</i>	2	0	0	0	0	14
15	Baca	0	0	0	1	0	2
	Cheyenne	0	0	0	1	0	0
	Kiowa	1	0	0	0	0	0
	Prowers	0	0	2	2	0	7
	<i>Total</i>	1	0	2	4	0	9
16	Bent	0	0	0	0	0	3
	Crowley	0	0	0	0	0	1
	Otero	0	0	0	0	0	4
	<i>Total</i>	0	0	0	0	0	8
17	Adams	3	0	0	27	0	97
	Broomfield	0	0	0	2	0	9
	<i>Total</i>	3	0	0	29	0	106
18	Arapahoe	4	0	0	21	0	67
	Douglas	1	0	1	6	6	27
	Elbert	0	0	0	0	0	1
	Lincoln	0	0	0	0	0	1
	<i>Total</i>	5	0	1	27	6	96
19	Weld	3	0	0	16	3	87
20	Boulder	1	0	0	72	0	33
21	Mesa	0	0	0	2	0	50
22	Dolores	0	0	0	0	0	0
	Montezuma	3	0	0	2	1	3
	<i>Total</i>	3	0	0	2	1	3
<i>State Total</i>		<b>37</b>	<b>0</b>	<b>4</b>	<b>283</b>	<b>36</b>	<b>1,449</b>
<i>Percent of State Total</i>		<b>0.10%</b>	<b>0.00%</b>	<b>0.01%</b>	<b>0.78%</b>	<b>0.10%</b>	<b>4.02%</b>

**Table 19: District Court Juvenile Filings by Type, FY 2004**

District	Court Location	Support	Truancy	Adoption	Confidential Intermediary	Juvenile Relinquishment	Juvenile Delinquency	
							Total*	Total
12	Alamosa	2	5	14	0	8	83	221
	Conejos	0	1	1	0	0	6	46
	Costilla	0	0	11	0	1	10	31
	Mineral	0	0	0	0	0	4	4
	Rio Grande	0	0	8	1	4	64	136
	Saguache	0	1	2	0	3	18	56
	<b>Total</b>		2	7	36	1	16	185
13	Kit Carson	0	0	3	0	0	22	49
	Logan	3	7	5	0	5	64	165
	Morgan	0	4	13	1	1	89	256
	Phillips	1	0	4	0	1	8	24
	Sedgwick	0	0	1	0	0	5	18
	Washington	0	0	8	0	0	5	40
	Yuma	1	0	3	0	2	21	64
<b>Total</b>		5	11	37	1	9	214	616
14	Grand	0	0	5	0	1	30	46
	Moffat	0	1	16	0	4	72	121
	Routt	0	0	14	1	4	51	82
	<b>Total</b>	0	1	35	1	9	153	249
15	Baca	5	0	1	3	0	2	23
	Cheyenne	0	0	0	0	0	4	7
	Kiowa	0	0	4	0	0	4	14
	Prowers	21	0	1	0	3	48	128
	<b>Total</b>	26	0	6	3	3	58	172
16	Bent	0	1	5	1	0	10	40
	Crowley	4	1	0	0	0	5	35
	Otero	4	3	15	2	0	86	192
	<b>Total</b>	8	5	20	3	0	101	267
17	Adams	42	194	257	4	18	1,032	2,930
	Broomfield	0	0	11	0	2	145	270
	<b>Total</b>	42	194	268	4	20	1,177	3,200
18	Arapahoe	1	118	363	9	50	1,532	3,772
	Douglas	42	30	201	1	59	617	1,076
	Elbert	1	0	6	0	1	32	65
	Lincoln	0	0	5	0	0	33	55
	<b>Total</b>	44	148	575	10	110	2,214	4,968
19	Weld	195	149	127	15	22	1,466	2,576
20	Boulder	0	68	170	17	39	942	1,911
21	Mesa	13	43	77	8	6	528	1,083
22	Dolores	1	0	0	0	1	4	6
	Montezuma	31	8	10	2	4	62	139
	<b>Total</b>	32	8	10	2	5	66	145
<b>State Total</b>		<b>1,205</b>	<b>2,062</b>	<b>2,896</b>	<b>178</b>	<b>541</b>	<b>15,981</b>	<b>36,075</b>
<b>Percent of State Total</b>		<b>3.34%</b>	<b>5.72%</b>	<b>8.03%</b>	<b>0.49%</b>	<b>1.50%</b>	<b>44.30%</b>	<b>100.00%</b>

\*A detailed listing of Juvenile Delinquency filings by case type are found in Table 20 of this report.



**Table 20: District Court Juvenile Delinquency Filings by Type, FY 2004**

District		Cruelty to Animals	Arson	Assault	Burglary	Child Abuse	Change of Venue After Adjudication	Criminal Mischief	Curfew Violation
1	Gilpin	0	0	0	0	0	0	2	0
	Jefferson	0	32	177	179	0	124	133	0
	<b>Total</b>	<b>0</b>	<b>32</b>	<b>177</b>	<b>179</b>	<b>0</b>	<b>124</b>	<b>135</b>	<b>0</b>
2	Denver Juvenile	0	6	175	171	0	336	80	0
3	Huerfano	0	1	6	4	1	1	3	0
	Las Animas	0	0	9	6	0	4	10	0
	<b>Total</b>	<b>0</b>	<b>1</b>	<b>15</b>	<b>10</b>	<b>1</b>	<b>5</b>	<b>13</b>	<b>0</b>
4	El Paso	3	31	348	167	4	53	213	0
	Teller	0	0	5	9	0	4	6	0
	<b>Total</b>	<b>3</b>	<b>31</b>	<b>353</b>	<b>176</b>	<b>4</b>	<b>57</b>	<b>219</b>	<b>0</b>
5	Clear Creek	0	0	7	6	0	0	1	0
	Eagle	1	1	10	10	0	3	12	0
	Lake	0	0	17	14	0	2	1	0
	Summit	1	0	10	1	0	1	5	0
	<b>Total</b>	<b>2</b>	<b>1</b>	<b>44</b>	<b>31</b>	<b>0</b>	<b>6</b>	<b>19</b>	<b>0</b>
6	Archuleta	0	0	2	6	1	1	0	0
	La Plata	2	6	14	11	0	6	8	0
	San Juan	0	0	0	0	0	0	1	0
	<b>Total</b>	<b>2</b>	<b>6</b>	<b>16</b>	<b>17</b>	<b>1</b>	<b>7</b>	<b>9</b>	<b>0</b>
7	Delta	3	1	9	9	0	3	11	0
	Gunnison	0	0	3	2	0	0	5	0
	Montrose	0	1	11	5	0	2	7	0
	Ouray	0	0	0	0	0	0	1	0
	San Miguel	0	0	1	3	0	0	1	0
	<b>Total</b>	<b>3</b>	<b>2</b>	<b>24</b>	<b>19</b>	<b>0</b>	<b>5</b>	<b>25</b>	<b>0</b>
8	Jackson	0	0	0	0	0	0	0	0
	Larimer	0	18	98	80	0	43	68	0
	<b>Total</b>	<b>0</b>	<b>18</b>	<b>98</b>	<b>80</b>	<b>0</b>	<b>43</b>	<b>68</b>	<b>0</b>
9	Garfield	1	0	9	13	0	10	13	0
	Pitkin	0	0	1	4	0	0	0	0
	Rio Blanco	0	4	2	2	0	3	2	0
	<b>Total</b>	<b>1</b>	<b>4</b>	<b>12</b>	<b>19</b>	<b>0</b>	<b>13</b>	<b>15</b>	<b>0</b>
10	Pueblo	0	2	105	28	1	56	51	0
11	Chaffee	0	2	6	0	0	3	3	0
	Custer	0	0	0	0	0	1	3	0
	Fremont	0	1	19	6	1	12	27	0
	Park	1	1	8	4	0	3	1	0
	<b>Total</b>	<b>1</b>	<b>4</b>	<b>33</b>	<b>10</b>	<b>1</b>	<b>19</b>	<b>34</b>	<b>0</b>

**Table 20: District Court Juvenile Delinquency Filings by Type, FY 2004**

District		Delinquent Case Remanded from Criminal Court							
		Court	Drugs	Escape	Fraud	Forgery	Gambling	Homicide	Harassment
1	Gilpin	0	0	0	2	0	1	0	1
	Jefferson	0	94	8	0	23	0	0	70
	<b>Total</b>	<b>0</b>	<b>94</b>	<b>8</b>	<b>2</b>	<b>23</b>	<b>1</b>	<b>0</b>	<b>71</b>
2	Denver Juvenile	0	141	23	0	3	0	3	4
3	Huerfano	0	2	0	0	1	0	0	6
	Las Animas	0	7	1	0	4	0	0	7
	<b>Total</b>	<b>0</b>	<b>9</b>	<b>1</b>	<b>0</b>	<b>5</b>	<b>0</b>	<b>0</b>	<b>13</b>
4	El Paso	0	102	4	0	19	0	2	87
	Teller	0	6	1	0	0	0	0	4
	<b>Total</b>	<b>0</b>	<b>108</b>	<b>5</b>	<b>0</b>	<b>19</b>	<b>0</b>	<b>2</b>	<b>91</b>
5	Clear Creek	0	1	0	0	0	0	1	0
	Eagle	0	9	0	0	4	0	0	7
	Lake	0	1	0	0	0	0	0	6
	Summit	0	4	0	0	2	0	0	2
	<b>Total</b>	<b>0</b>	<b>15</b>	<b>0</b>	<b>0</b>	<b>6</b>	<b>0</b>	<b>1</b>	<b>15</b>
6	Archuleta	0	3	0	0	0	0	0	1
	La Plata	0	8	0	0	0	0	0	1
	San Juan	0	0	0	0	0	0	0	0
	<b>Total</b>	<b>0</b>	<b>11</b>	<b>0</b>	<b>0</b>	<b>0</b>	<b>0</b>	<b>0</b>	<b>2</b>
7	Delta	2	2	1	0	2	0	0	4
	Gunnison	0	4	0	0	0	0	0	3
	Montrose	0	5	0	0	1	0	0	7
	Ouray	0	1	0	0	0	0	0	0
	San Miguel	0	2	0	0	0	0	0	0
	<b>Total</b>	<b>2</b>	<b>14</b>	<b>1</b>	<b>0</b>	<b>3</b>	<b>0</b>	<b>0</b>	<b>14</b>
8	Jackson	0	0	0	0	0	0	0	0
	Larimer	0	120	2	5	6	0	0	83
	<b>Total</b>	<b>0</b>	<b>120</b>	<b>2</b>	<b>5</b>	<b>6</b>	<b>0</b>	<b>0</b>	<b>83</b>
9	Garfield	0	5	3	0	1	0	0	3
	Pitkin	0	1	0	0	0	0	0	0
	Rio Blanco	0	1	0	0	0	0	0	1
	<b>Total</b>	<b>0</b>	<b>7</b>	<b>3</b>	<b>0</b>	<b>1</b>	<b>0</b>	<b>0</b>	<b>4</b>
10	Pueblo	0	78	8	0	2	0	1	21
11	Chaffee	0	10	0	0	0	0	0	5
	Custer	0	0	0	0	0	0	0	0
	Fremont	0	31	0	0	2	0	0	25
	Park	0	15	0	0	0	0	0	3
	<b>Total</b>	<b>0</b>	<b>56</b>	<b>0</b>	<b>0</b>	<b>2</b>	<b>0</b>	<b>0</b>	<b>33</b>

**Table 20: District Court Juvenile Delinquency Filings by Type, FY 2004**

District		Incest	Impersonation	Kidnapping	Menacing	Other	Possession of Alcohol by Minor	Public Peace and Order	Prostitution
1	Gilpin	0	0	0	0	0	0	0	0
	Jefferson	6	4	1	46	163	1	0	1
	<b>Total</b>	<b>6</b>	<b>4</b>	<b>1</b>	<b>46</b>	<b>163</b>	<b>1</b>	<b>0</b>	<b>1</b>
2	Denver Juvenile	1	0	1	81	87	0	1	11
3	Huerfano	0	0	0	2	5	1	1	0
	Las Animas	0	1	0	2	14	0	9	0
	<b>Total</b>	<b>0</b>	<b>1</b>	<b>0</b>	<b>4</b>	<b>19</b>	<b>1</b>	<b>10</b>	<b>0</b>
4	El Paso	5	18	6	116	229	0	3	0
	Teller	0	0	0	3	10	0	0	0
	<b>Total</b>	<b>5</b>	<b>18</b>	<b>6</b>	<b>119</b>	<b>239</b>	<b>0</b>	<b>3</b>	<b>0</b>
5	Clear Creek	0	0	0	1	6	0	0	0
	Eagle	0	1	0	4	9	0	1	0
	Lake	0	0	0	1	1	0	0	0
	Summit	0	1	0	2	10	4	0	0
	<b>Total</b>	<b>0</b>	<b>2</b>	<b>0</b>	<b>8</b>	<b>26</b>	<b>4</b>	<b>1</b>	<b>0</b>
6	Archuleta	0	0	0	0	0	0	0	0
	La Plata	0	2	0	9	9	0	0	0
	San Juan	0	0	0	1	0	0	0	0
	<b>Total</b>	<b>0</b>	<b>2</b>	<b>0</b>	<b>10</b>	<b>9</b>	<b>0</b>	<b>0</b>	<b>0</b>
7	Delta	0	0	0	1	9	0	0	0
	Gunnison	0	0	0	2	1	9	7	0
	Montrose	0	0	2	5	9	1	0	0
	Ouray	0	0	0	0	0	0	0	0
	San Miguel	0	0	0	0	2	1	0	0
	<b>Total</b>	<b>0</b>	<b>0</b>	<b>2</b>	<b>8</b>	<b>21</b>	<b>11</b>	<b>7</b>	<b>0</b>
8	Jackson	0	0	0	0	0	0	0	0
	Larimer	4	4	0	29	108	53	28	0
	<b>Total</b>	<b>4</b>	<b>4</b>	<b>0</b>	<b>29</b>	<b>108</b>	<b>53</b>	<b>28</b>	<b>0</b>
9	Garfield	1	0	0	5	2	0	1	0
	Pitkin	0	0	0	0	0	0	0	0
	Rio Blanco	0	1	0	1	1	0	0	0
	<b>Total</b>	<b>1</b>	<b>1</b>	<b>0</b>	<b>6</b>	<b>3</b>	<b>0</b>	<b>1</b>	<b>0</b>
10	Pueblo	4	4	0	21	35	0	1	0
11	Chaffee	0	0	0	5	6	9	0	0
	Custer	0	0	0	0	0	0	0	0
	Fremont	1	1	0	5	47	52	0	0
	Park	0	0	0	2	7	0	0	0
	<b>Total</b>	<b>1</b>	<b>1</b>	<b>0</b>	<b>12</b>	<b>60</b>	<b>61</b>	<b>0</b>	<b>0</b>

**Table 20: District Court Juvenile Delinquency Filings by Type, FY 2004**

District		Perjury	Pornography	Robbery	Runaway	Sex Offenses	Theft	Tampering	Trespass
1	Gilpin	0	0	0	0	0	1	0	3
	Jefferson	0	0	21	0	79	343	7	187
	<b>Total</b>	<b>0</b>	<b>0</b>	<b>21</b>	<b>0</b>	<b>79</b>	<b>344</b>	<b>7</b>	<b>190</b>
2	Denver Juvenile	0	0	76	29	68	380	0	104
3	Huerfano	0	0	0	0	3	6	0	0
	Las Animas	0	0	0	0	2	12	0	1
	<b>Total</b>	<b>0</b>	<b>0</b>	<b>0</b>	<b>0</b>	<b>5</b>	<b>18</b>	<b>0</b>	<b>1</b>
4	El Paso	0	0	19	0	101	400	2	107
	Teller	0	0	0	0	1	11	0	6
	<b>Total</b>	<b>0</b>	<b>0</b>	<b>19</b>	<b>0</b>	<b>102</b>	<b>411</b>	<b>2</b>	<b>113</b>
5	Clear Creek	0	0	0	0	2	7	0	19
	Eagle	0	0	0	0	2	19	0	5
	Lake	0	0	0	0	0	3	0	1
	Summit	0	0	1	0	1	23	1	1
	<b>Total</b>	<b>0</b>	<b>0</b>	<b>1</b>	<b>0</b>	<b>5</b>	<b>52</b>	<b>1</b>	<b>26</b>
6	Archuleta	0	0	0	0	2	5	0	0
	La Plata	0	0	0	0	8	5	0	4
	San Juan	0	0	0	0	0	0	0	0
	<b>Total</b>	<b>0</b>	<b>0</b>	<b>0</b>	<b>0</b>	<b>10</b>	<b>10</b>	<b>0</b>	<b>4</b>
7	Delta	0	0	0	0	1	13	2	3
	Gunnison	0	0	0	0	3	8	0	0
	Montrose	0	0	0	0	3	15	0	12
	Ouray	0	0	0	0	0	0	0	3
	San Miguel	0	0	0	0	0	0	0	1
	<b>Total</b>	<b>0</b>	<b>0</b>	<b>0</b>	<b>0</b>	<b>7</b>	<b>36</b>	<b>2</b>	<b>19</b>
8	Jackson	0	0	0	0	1	0	0	0
	Larimer	0	0	1	0	38	152	2	61
	<b>Total</b>	<b>0</b>	<b>0</b>	<b>1</b>	<b>0</b>	<b>39</b>	<b>152</b>	<b>2</b>	<b>61</b>
9	Garfield	0	0	0	0	3	31	0	3
	Pitkin	0	0	0	0	1	4	0	3
	Rio Blanco	0	0	0	0	2	5	0	1
	<b>Total</b>	<b>0</b>	<b>0</b>	<b>0</b>	<b>0</b>	<b>6</b>	<b>40</b>	<b>0</b>	<b>7</b>
10	Pueblo	0	0	12	0	26	117	1	29
11	Chaffee	0	0	0	0	3	6	0	3
	Custer	0	0	0	0	0	1	0	0
	Fremont	0	0	0	0	13	38	1	20
	Park	0	0	0	0	4	6	0	0
	<b>Total</b>	<b>0</b>	<b>0</b>	<b>0</b>	<b>0</b>	<b>20</b>	<b>51</b>	<b>1</b>	<b>23</b>

**Table 20: District Court Juvenile Delinquency Filings by Type, FY 2004**

District		Vehicular Assault	Vehicular Homicide	Weapon	Total
1	Gilpin	0	0	0	10
	Jefferson	2	0	32	1,733
	<b>Total</b>	2	0	32	1,743
2	Denver Juvenile	0	1	177	1,959
3	Huerfano	0	0	0	43
	Las Animas	0	0	6	95
	<b>Total</b>	0	0	6	138
4	El Paso	3	1	80	2,123
	Teller	0	0	1	67
	<b>Total</b>	3	1	81	2,190
5	Clear Creek	1	0	0	52
	Eagle	0	0	4	102
	Lake	0	0	2	49
	Summit	0	0	1	71
	<b>Total</b>	1	0	7	274
6	Archuleta	0	0	0	21
	La Plata	0	0	4	97
	San Juan	0	0	0	2
	<b>Total</b>	0	0	4	120
7	Delta	0	0	2	78
	Gunnison	0	0	1	48
	Montrose	0	0	3	89
	Ouray	0	0	0	5
	San Miguel	0	0	0	11
	<b>Total</b>	0	0	6	231
8	Jackson	0	0	0	1
	Larimer	1	2	16	1,022
	<b>Total</b>	1	2	16	1,023
9	Garfield	0	0	0	104
	Pitkin	0	0	1	15
	Rio Blanco	0	0	0	26
	<b>Total</b>	0	0	1	145
10	Pueblo	2	0	18	623
11	Chaffee	0	0	0	61
	Custer	0	0	0	5
	Fremont	0	1	2	305
	Park	0	0	5	60
	<b>Total</b>	0	1	7	431

**Table 20: District Court Juvenile Delinquency Filings by Type, FY 2004**

District		Cruelty to Animals	Arson	Assault	Burglary	Child Abuse	Change of Venue After Adjudication	Criminal Mischief	Curfew Violation
12	Alamosa	0	0	14	5	1	8	3	0
	Conejos	0	0	0	0	0	2	0	0
	Costilla	0	0	1	3	0	4	0	0
	Mineral	0	0	2	0	0	0	0	0
	Rio Grande	0	0	1	1	0	4	7	0
	Saguache	0	0	2	2	1	2	6	0
	<b>Total</b>	<b>0</b>	<b>0</b>	<b>20</b>	<b>11</b>	<b>2</b>	<b>20</b>	<b>16</b>	<b>0</b>
13	Kit Carson	0	0	1	3	0	0	5	0
	Logan	0	0	20	10	1	2	3	0
	Morgan	0	1	6	9	1	12	24	0
	Phillips	0	0	0	4	0	0	0	0
	Sedgwick	0	0	0	1	0	1	0	0
	Washington	0	0	0	0	0	2	0	0
	Yuma	0	0	4	11	0	0	0	0
	<b>Total</b>	<b>0</b>	<b>1</b>	<b>31</b>	<b>38</b>	<b>2</b>	<b>17</b>	<b>32</b>	<b>0</b>
14	Grand	0	0	6	4	0	0	3	0
	Moffat	1	0	12	5	0	4	3	0
	Routt	0	0	3	4	0	2	4	0
	<b>Total</b>	<b>1</b>	<b>0</b>	<b>21</b>	<b>13</b>	<b>0</b>	<b>6</b>	<b>10</b>	<b>0</b>
15	Baca	0	0	0	0	0	1	0	0
	Cheyenne	1	0	0	0	0	0	3	0
	Kiowa	0	0	1	0	0	0	2	0
	Prowers	0	0	3	8	0	4	12	0
	<b>Total</b>	<b>1</b>	<b>0</b>	<b>4</b>	<b>8</b>	<b>0</b>	<b>5</b>	<b>17</b>	<b>0</b>
16	Bent	0	0	1	0	0	1	1	0
	Crowley	0	0	0	0	0	0	2	0
	Otero	0	0	12	13	0	4	15	0
	<b>Total</b>	<b>0</b>	<b>0</b>	<b>13</b>	<b>13</b>	<b>0</b>	<b>5</b>	<b>18</b>	<b>0</b>
17	Adams	1	10	93	89	1	243	53	0
	Broomfield	0	1	15	14	0	25	7	0
	<b>Total</b>	<b>1</b>	<b>11</b>	<b>108</b>	<b>103</b>	<b>1</b>	<b>268</b>	<b>60</b>	<b>0</b>
18	Arapahoe	0	9	168	151	4	196	104	0
	Douglas	1	16	103	46	0	2	57	0
	Elbert	0	0	4	2	0	11	5	0
	Lincoln	0	0	1	7	0	2	2	0
	<b>Total</b>	<b>1</b>	<b>25</b>	<b>276</b>	<b>206</b>	<b>4</b>	<b>211</b>	<b>168</b>	<b>0</b>
19	Weld	1	24	190	118	2	51	157	0
20	Boulder	1	13	107	78	4	0	67	0
21	Mesa	0	4	86	63	2	31	49	0
22	Dolores	0	0	1	1	0	0	0	0
	Montezuma	0	0	19	8	0	1	6	0
	<b>Total</b>	<b>0</b>	<b>0</b>	<b>20</b>	<b>9</b>	<b>0</b>	<b>1</b>	<b>6</b>	<b>0</b>
<b>State Total</b>		<b>18</b>	<b>185</b>	<b>1,928</b>	<b>1,400</b>	<b>25</b>	<b>1,286</b>	<b>1,268</b>	<b>0</b>
<b>Percent of State Total</b>		<b>0.11%</b>	<b>1.16%</b>	<b>12.06%</b>	<b>8.76%</b>	<b>0.16%</b>	<b>8.03%</b>	<b>7.93%</b>	<b>0</b>

**Table 20: District Court Juvenile Delinquency Filings by Type, FY 2004**

District	Delinquent Case Remanded from Criminal Court	Drugs	Escape	Fraud	Forgery	Gambling	Homicide	Harassment	
12	Alamosa	0	5	2	1	0	0	1	
	Conejos	0	1	0	0	0	0	0	
	Costilla	0	0	0	0	0	0	1	
	Mineral	0	0	0	0	0	0	0	
	Rio Grande	0	4	0	0	0	0	4	
	Saguache	0	0	0	0	0	0	0	
	<b>Total</b>	<b>0</b>	<b>10</b>	<b>2</b>	<b>1</b>	<b>0</b>	<b>0</b>	<b>0</b>	<b>6</b>
13	Kit Carson	0	1	0	0	0	0	1	
	Logan	0	1	1	0	0	0	4	
	Morgan	0	3	0	1	0	0	3	
	Phillips	0	3	0	0	0	0	0	
	Sedgwick	0	0	0	0	0	0	1	
	Washington	0	0	0	0	0	0	0	
	Yuma	0	0	0	0	1	0	0	
	<b>Total</b>	<b>0</b>	<b>8</b>	<b>1</b>	<b>1</b>	<b>1</b>	<b>0</b>	<b>0</b>	<b>9</b>
14	Grand	0	1	0	0	0	0	3	
	Moffat	0	9	0	0	0	0	5	
	Routt	0	2	0	0	0	0	1	
	<b>Total</b>	<b>0</b>	<b>12</b>	<b>0</b>	<b>0</b>	<b>0</b>	<b>0</b>	<b>0</b>	<b>9</b>
15	Baca	0	0	0	0	0	0	0	
	Cheyenne	0	0	0	0	0	0	0	
	Kiowa	0	0	0	0	0	0	0	
	Prowers	0	2	0	0	0	0	2	
	<b>Total</b>	<b>0</b>	<b>2</b>	<b>0</b>	<b>0</b>	<b>0</b>	<b>0</b>	<b>0</b>	<b>2</b>
16	Bent	0	1	0	0	0	0	1	
	Crowley	0	0	0	0	0	0	0	
	Otero	0	4	0	0	1	0	5	
	<b>Total</b>	<b>0</b>	<b>5</b>	<b>0</b>	<b>0</b>	<b>1</b>	<b>0</b>	<b>0</b>	<b>6</b>
17	Adams	0	28	5	0	7	0	17	
	Broomfield	0	5	0	0	0	0	3	
	<b>Total</b>	<b>0</b>	<b>33</b>	<b>5</b>	<b>0</b>	<b>7</b>	<b>0</b>	<b>3</b>	<b>20</b>
18	Arapahoe	0	101	27	3	13	0	50	
	Douglas	0	48	0	0	9	0	38	
	Elbert	0	1	0	0	0	0	0	
	Lincoln	0	3	0	0	0	0	2	
	<b>Total</b>	<b>0</b>	<b>153</b>	<b>27</b>	<b>3</b>	<b>22</b>	<b>0</b>	<b>3</b>	<b>90</b>
19	Weld	0	52	14	2	13	0	55	
20	Boulder	0	104	2	2	9	0	2	
21	Mesa	0	21	4	1	1	0	15	
22	Dolores	0	0	0	0	0	0	0	
	Montezuma	0	2	0	0	1	0	0	
	<b>Total</b>	<b>0</b>	<b>2</b>	<b>0</b>	<b>0</b>	<b>1</b>	<b>0</b>	<b>0</b>	<b>0</b>
<b>State Total</b>		<b>2</b>	<b>1,055</b>	<b>106</b>	<b>17</b>	<b>125</b>	<b>1</b>	<b>16</b>	<b>565</b>
<b>Percent of State Total</b>		<b>0.01%</b>	<b>6.60%</b>	<b>0.66%</b>	<b>0.11%</b>	<b>0.78%</b>	<b>0.01%</b>	<b>0.10%</b>	<b>3.54%</b>

**Table 20: District Court Juvenile Delinquency Filings by Type, FY 2004**

District		Incest	Impersonation	Kidnapping	Menacing	Other	Possession of Alcohol by Minor	Public Peace and Order	Prostitution
12	Alamosa	0	0	0	12	8	6	0	0
	Conejos	0	0	0	0	1	0	0	0
	Costilla	0	0	0	0	0	0	0	0
	Mineral	0	0	0	1	1	0	0	0
	Rio Grande	1	0	0	0	6	25	0	0
	Saguache	0	0	0	1	2	0	0	0
	<b>Total</b>	<b>1</b>	<b>0</b>	<b>0</b>	<b>14</b>	<b>18</b>	<b>31</b>	<b>0</b>	<b>0</b>
13	Kit Carson	0	0	1	1	0	0	3	0
	Logan	0	0	0	3	10	0	0	0
	Morgan	0	0	0	2	2	0	0	0
	Phillips	0	0	0	0	1	0	0	0
	Sedgwick	0	0	0	0	0	0	0	0
	Washington	0	0	0	0	0	0	0	0
	Yuma	0	0	0	1	0	0	0	0
	<b>Total</b>	<b>0</b>	<b>0</b>	<b>1</b>	<b>7</b>	<b>13</b>	<b>0</b>	<b>3</b>	<b>0</b>
14	Grand	0	0	0	0	2	0	0	0
	Moffat	0	0	0	1	2	4	0	0
	Routt	0	0	0	0	3	0	0	0
	<b>Total</b>	<b>0</b>	<b>0</b>	<b>0</b>	<b>1</b>	<b>7</b>	<b>4</b>	<b>0</b>	<b>0</b>
15	Baca	0	0	0	0	0	0	0	0
	Cheyenne	0	0	0	0	0	0	0	0
	Kiowa	0	0	0	0	0	0	0	0
	Prowers	0	0	0	0	2	0	0	0
	<b>Total</b>	<b>0</b>	<b>0</b>	<b>0</b>	<b>0</b>	<b>2</b>	<b>0</b>	<b>0</b>	<b>0</b>
16	Bent	0	0	0	0	0	3	0	0
	Crowley	1	0	0	0	0	0	0	0
	Otero	0	0	0	2	4	0	0	0
	<b>Total</b>	<b>1</b>	<b>0</b>	<b>0</b>	<b>2</b>	<b>4</b>	<b>3</b>	<b>0</b>	<b>0</b>
17	Adams	0	2	2	47	59	0	0	0
	Broomfield	0	0	0	8	10	0	5	0
	<b>Total</b>	<b>0</b>	<b>2</b>	<b>2</b>	<b>55</b>	<b>69</b>	<b>0</b>	<b>5</b>	<b>0</b>
18	Arapahoe	2	12	0	62	73	6	51	0
	Douglas	0	0	0	31	62	0	2	0
	Elbert	0	0	0	1	1	0	0	0
	Lincoln	0	0	0	0	2	1	3	0
	<b>Total</b>	<b>2</b>	<b>12</b>	<b>0</b>	<b>94</b>	<b>138</b>	<b>7</b>	<b>56</b>	<b>0</b>
19	Weld	3	3	2	37	77	8	31	0
20	Boulder	7	11	2	29	62	2	91	0
21	Mesa	2	17	1	21	34	0	0	0
22	Dolores	0	0	0	0	0	0	0	0
	Montezuma	0	1	0	3	2	1	0	0
	<b>Total</b>	<b>0</b>	<b>1</b>	<b>0</b>	<b>3</b>	<b>2</b>	<b>1</b>	<b>0</b>	<b>0</b>
<b>State Total</b>		<b>38</b>	<b>83</b>	<b>18</b>	<b>607</b>	<b>1,196</b>	<b>187</b>	<b>238</b>	<b>12</b>
<b>Percent of State Total</b>		<b>0.24%</b>	<b>0.52%</b>	<b>0.11%</b>	<b>3.80%</b>	<b>7.48%</b>	<b>1.17%</b>	<b>1.49%</b>	<b>0.08%</b>



Table 20: District Court Juvenile Delinquency Filings by Type, FY 2004

District		Perjury	Pornography	Robbery	Runaway	Sex Offenses	Theft	Tampering	Trespass
12	Alamosa	0	0	0	0	0	7	0	1
	Conejos	0	0	0	0	0	1	0	1
	Costilla	0	0	0	0	0	0	0	1
	Mineral	0	0	0	0	0	0	0	0
	Rio Grande	0	0	1	0	0	5	0	2
	Saguache	0	0	0	0	0	1	0	1
	<b>Total</b>	<b>0</b>	<b>0</b>	<b>1</b>	<b>0</b>	<b>0</b>	<b>14</b>	<b>0</b>	<b>6</b>
13	Kit Carson	0	0	0	0	0	4	0	2
	Logan	0	0	0	0	1	5	0	1
	Morgan	0	0	0	0	4	13	0	3
	Phillips	0	0	0	0	0	0	0	0
	Sedgwick	0	0	0	0	0	1	0	1
	Washington	0	0	0	0	0	3	0	0
	Yuma	0	0	0	0	0	3	0	1
	<b>Total</b>	<b>0</b>	<b>0</b>	<b>0</b>	<b>0</b>	<b>5</b>	<b>29</b>	<b>0</b>	<b>8</b>
14	Grand	0	0	0	0	0	5	0	6
	Moffat	0	0	1	0	3	16	0	6
	Routt	0	0	0	0	2	18	0	11
	<b>Total</b>	<b>0</b>	<b>0</b>	<b>1</b>	<b>0</b>	<b>5</b>	<b>39</b>	<b>0</b>	<b>23</b>
15	Baca	0	0	0	0	1	0	0	0
	Cheyenne	0	0	0	0	0	0	0	0
	Kiowa	0	0	0	0	0	1	0	0
	Prowers	0	0	4	1	3	4	0	0
	<b>Total</b>	<b>0</b>	<b>0</b>	<b>4</b>	<b>1</b>	<b>4</b>	<b>5</b>	<b>0</b>	<b>0</b>
16	Bent	0	0	0	0	0	1	0	1
	Crowley	0	0	0	0	0	2	0	0
	Otero	0	0	1	0	3	13	0	5
	<b>Total</b>	<b>0</b>	<b>0</b>	<b>1</b>	<b>0</b>	<b>3</b>	<b>16</b>	<b>0</b>	<b>6</b>
17	Adams	0	0	10	0	46	168	1	87
	Broomfield	0	0	0	0	14	22	1	12
	<b>Total</b>	<b>0</b>	<b>0</b>	<b>10</b>	<b>0</b>	<b>60</b>	<b>190</b>	<b>2</b>	<b>99</b>
18	Arapahoe	0	0	32	0	63	260	5	102
	Douglas	0	0	4	0	39	109	5	24
	Elbert	0	0	0	0	1	4	0	1
	Lincoln	0	0	0	0	2	6	0	0
	<b>Total</b>	<b>0</b>	<b>0</b>	<b>36</b>	<b>0</b>	<b>105</b>	<b>379</b>	<b>10</b>	<b>127</b>
19	Weld	0	0	16	0	46	430	1	97
20	Boulder	0	0	0	0	46	178	6	93
21	Mesa	0	0	1	0	16	101	1	27
22	Dolores	0	0	0	0	0	2	0	0
	Montezuma	0	0	0	0	2	16	0	0
	<b>Total</b>	<b>0</b>	<b>0</b>	<b>0</b>	<b>0</b>	<b>2</b>	<b>18</b>	<b>0</b>	<b>0</b>
<b>State Total</b>		<b>0</b>	<b>0</b>	<b>200</b>	<b>30</b>	<b>659</b>	<b>3,010</b>	<b>36</b>	<b>1,063</b>
<b>Percent of State Total</b>		<b>0</b>	<b>0</b>	<b>1.25%</b>	<b>0.19%</b>	<b>4.12%</b>	<b>18.83%</b>	<b>0.23%</b>	<b>6.65%</b>

**Table 20: District Court Juvenile Delinquency Filings by Type, FY 2004**

District		Vehicular Assault	Vehicular Homicide	Weapon	Total
12	Alamosa	0	0	9	83
	Conejos	0	0	0	6
	Costilla	0	0	0	10
	Mineral	0	0	0	4
	Rio Grande	0	0	3	64
	Saguache	0	0	0	18
	<b>Total</b>	<b>0</b>	<b>0</b>	<b>12</b>	<b>185</b>
13	Kit Carson	0	0	0	22
	Logan	0	0	2	64
	Morgan	0	0	5	89
	Phillips	0	0	0	8
	Sedgwick	0	0	0	5
	Washington	0	0	0	5
	Yuma	0	0	0	21
	<b>Total</b>	<b>0</b>	<b>0</b>	<b>7</b>	<b>214</b>
14	Grand	0	0	0	30
	Moffat	0	0	0	72
	Routt	0	0	1	51
	<b>Total</b>	<b>0</b>	<b>0</b>	<b>1</b>	<b>153</b>
15	Baca	0	0	0	2
	Cheyenne	0	0	0	4
	Kiowa	0	0	0	4
	Prowers	0	0	3	48
	<b>Total</b>	<b>0</b>	<b>0</b>	<b>3</b>	<b>58</b>
16	Bent	0	0	0	10
	Crowley	0	0	0	5
	Otero	0	0	4	86
	<b>Total</b>	<b>0</b>	<b>0</b>	<b>4</b>	<b>101</b>
17	Adams	2	0	58	1,032
	Broomfield	0	0	3	145
	<b>Total</b>	<b>2</b>	<b>0</b>	<b>61</b>	<b>1,177</b>
18	Arapahoe	1	0	34	1,532
	Douglas	5	1	15	617
	Elbert	1	0	0	32
	Lincoln	0	0	2	33
	<b>Total</b>	<b>7</b>	<b>1</b>	<b>51</b>	<b>2,214</b>
19	Weld	1	1	32	1,466
20	Boulder	1	0	25	942
21	Mesa	0	0	29	528
22	Dolores	0	0	0	4
	Montezuma	0	0	0	62
	<b>Total</b>	<b>0</b>	<b>0</b>	<b>0</b>	<b>66</b>
<b>State Total</b>		<b>20</b>	<b>7</b>	<b>580</b>	<b>15,981</b>
<b>Percent of State Total</b>		<b>0.13%</b>	<b>0.04%</b>	<b>3.63%</b>	<b>100%</b>

**Table 21: District Court Mental Health Filings by Type, FY 2004**

District	Court Location	Alcohol/ Drugs	Developmental Disability	Evaluation	Long Term Certification	Long Term Change of Venue	Other	Short Term	72 Hour Hold	Total
1	Gilpin	0	0	0	0	0	0	0	1	1
	Jefferson	16	6	9	14	0	0	394	0	439
	<b>Total</b>	16	6	9	14	0	0	394	1	440
2	Denver Probate	56	5	16	7	4	1	1032	3	1,124
3	Huerfano	0	0	1	0	0	0	2	0	3
	Las Animas	0	0	0	0	0	0	10	0	10
	<b>Total</b>	0	0	1	0	0	0	12	0	13
4	El Paso	18	4	1	2	0	0	378	0	403
	Teller	0	0	0	0	0	0	14	0	14
	<b>Total</b>	18	4	1	2	0	0	392	0	417
5	Clear Creek	0	0	0	0	0	0	0	3	3
	Eagle	0	0	2	0	0	0	6	0	8
	Lake	0	0	0	0	0	0	2	1	3
	Summit	0	0	0	0	0	0	5	7	12
	<b>Total</b>	0	0	2	0	0	0	13	11	26
6	Archuleta	0	0	0	0	0	1	3	1	5
	La Plata	2	0	0	1	0	0	4	24	31
	San Juan	0	0	1	0	0	0	1	0	2
	<b>Total</b>	2	0	1	1	0	1	8	25	38
7	Delta	0	1	0	0	0	1	8	0	10
	Gunnison	0	0	0	0	0	0	2	1	3
	Hinsdale	0	0	0	0	0	0	1	0	1
	Montrose	0	0	0	0	0	0	15	0	15
	Ouray	0	0	0	0	0	0	1	0	1
	San Miguel	0	0	0	0	0	0	1	3	4
	<b>Total</b>	0	1	0	0	0	1	28	4	34
8	Jackson	0	0	0	0	0	0	0	0	0
	Larimer	16	0	1	0	2	0	4	219	242
	<b>Total</b>	16	0	1	0	2	0	4	219	242
9	Garfield	0	0	0	0	0	0	14	0	14
	Pitkin	0	0	0	0	0	0	0	0	0
	Rio Blanco	0	0	0	0	0	0	2	4	6
	<b>Total</b>	0	0	0	0	0	0	16	4	20
10	Pueblo	33	12	1	15	1	100	214	0	376
11	Chaffee	0	0	0	1	0	0	0	7	8
	Custer	0	0	0	0	0	0	0	0	0
	Fremont	2	0	0	0	0	1	15	1	19
	Park	0	0	0	0	0	0	1	1	2
	<b>Total</b>	2	0	0	1	0	1	16	9	29

Table 21: District Court Mental Health Filings by Type, FY 2004

District	Court Location	Alcohol/ Drugs	Developmental Disability	Evaluation	Long Term Certification	Long Term Change of Venue	Other	Short Term	72 Hour Hold	Total
12	Alamosa	0	0	4	0	0	1	3	1	9
	Conejos	0	0	0	0	0	0	0	0	0
	Costilla	0	0	0	0	0	0	1	2	3
	Mineral	0	0	0	0	0	0	0	0	0
	Rio Grande	0	0	1	0	0	0	4	1	6
	Saguache	0	0	0	0	0	0	1	1	2
	<b>Total</b>	<b>0</b>	<b>0</b>	<b>5</b>	<b>0</b>	<b>0</b>	<b>1</b>	<b>9</b>	<b>5</b>	<b>20</b>
13	Kit Carson	0	0	10	0	0	0	0	1	11
	Logan	8	3	67	1	0	0	16	0	95
	Morgan	0	0	19	0	0	0	13	17	49
	Phillips	0	0	3	0	0	0	0	5	8
	Sedgwick	0	0	0	0	0	0	1	5	6
	Washington	1	0	2	0	0	0	0	0	3
	Yuma	0	0	14	0	0	0	3	2	19
	<b>Total</b>	<b>9</b>	<b>3</b>	<b>115</b>	<b>1</b>	<b>0</b>	<b>0</b>	<b>33</b>	<b>30</b>	<b>191</b>
14	Grand	0	0	0	0	0	0	1	6	7
	Moffat	0	0	0	0	0	0	4	3	7
	Routt	0	1	0	0	0	0	5	0	6
	<b>Total</b>	<b>0</b>	<b>1</b>	<b>0</b>	<b>0</b>	<b>0</b>	<b>0</b>	<b>10</b>	<b>9</b>	<b>20</b>
15	Baca	0	1	0	0	0	0	2	0	3
	Cheyenne	0	0	1	0	0	0	0	2	3
	Kiowa	0	0	0	0	0	0	0	1	1
	Prowers	0	0	1	0	0	0	5	3	9
	<b>Total</b>	<b>0</b>	<b>1</b>	<b>2</b>	<b>0</b>	<b>0</b>	<b>0</b>	<b>7</b>	<b>6</b>	<b>16</b>
16	Bent	0	0	0	0	0	0	4	0	4
	Crowley	0	0	0	0	0	0	2	1	3
	Otero	2	1	1	0	0	0	7	7	18
	<b>Total</b>	<b>2</b>	<b>1</b>	<b>1</b>	<b>0</b>	<b>0</b>	<b>0</b>	<b>13</b>	<b>8</b>	<b>25</b>
17	Adams	3	3	6	1	4	0	320	0	337
	Broomfield	1	0	0	0	0	2	28	0	31
	<b>Total</b>	<b>4</b>	<b>3</b>	<b>6</b>	<b>1</b>	<b>4</b>	<b>2</b>	<b>348</b>	<b>0</b>	<b>368</b>
18	Arapahoe	17	3	4	0	0	1	479	0	504
	Douglas	0	1	4	0	0	0	0	70	75
	Elbert	0	0	0	0	0	0	4	4	8
	Lincoln	0	0	0	0	0	0	3	2	5
	<b>Total</b>	<b>17</b>	<b>4</b>	<b>8</b>	<b>0</b>	<b>0</b>	<b>1</b>	<b>486</b>	<b>76</b>	<b>592</b>
19	Weld	16	1	1	0	0	0	43	5	66
20	Boulder	2	0	2	10	1	0	292	5	312
21	Mesa	4	4	0	0	0	2	138	0	148
22	Dolores	0	0	0	0	0	0	0	1	1
	Montezuma	0	0	0	0	0	0	1	9	10
	<b>Total</b>	<b>0</b>	<b>0</b>	<b>0</b>	<b>0</b>	<b>0</b>	<b>0</b>	<b>1</b>	<b>10</b>	<b>11</b>
<b>State Totals</b>		<b>197</b>	<b>46</b>	<b>172</b>	<b>52</b>	<b>12</b>	<b>110</b>	<b>3,509</b>	<b>430</b>	<b>4,528</b>
<b>Percent of State Totals</b>		<b>4.35%</b>	<b>1.02%</b>	<b>3.80%</b>	<b>1.15%</b>	<b>0.27%</b>	<b>2.43%</b>	<b>77.50%</b>	<b>9.50%</b>	<b>100%</b>

Table 22: District Court Probate Filings by Type, FY 2004

District	Court Location	Special Administrator Formal	Special Administrator Informal	Ancillary Proceedings	Conservator/ Adult	Conservator/ Guardian	Conservator/ Minor
1	Gilpin	0	0	3	0	0	2
	Jefferson	0	3	9	13	16	37
	<b>Total</b>	<b>0</b>	<b>3</b>	<b>12</b>	<b>13</b>	<b>16</b>	<b>39</b>
2	Denver Probate	6	2	10	41	47	47
3	Huerfano	0	0	7	0	0	2
	Las Animas	1	1	7	2	1	0
	<b>Total</b>	<b>1</b>	<b>1</b>	<b>14</b>	<b>2</b>	<b>1</b>	<b>2</b>
4	El Paso	8	4	16	22	38	32
	Teller	0	0	13	1	0	0
	<b>Total</b>	<b>8</b>	<b>4</b>	<b>29</b>	<b>23</b>	<b>38</b>	<b>32</b>
5	Clear Creek	0	0	2	0	0	1
	Eagle	0	0	31	0	1	4
	Lake	0	0	2	0	0	0
	Summit	0	0	11	1	0	0
	<b>Total</b>	<b>0</b>	<b>0</b>	<b>46</b>	<b>1</b>	<b>1</b>	<b>5</b>
6	Archuleta	0	0	12	0	3	1
	La Plata	0	0	13	6	6	7
	San Juan	0	0	2	0	1	0
	<b>Total</b>	<b>0</b>	<b>0</b>	<b>27</b>	<b>6</b>	<b>10</b>	<b>8</b>
7	Delta	1	0	1	2	4	2
	Gunnison	0	1	9	0	0	0
	Hinsdale	0	0	0	0	0	0
	Montrose	0	0	2	2	6	2
	Ouray	0	0	0	0	0	0
	San Miguel	0	0	4	0	0	1
	<b>Total</b>	<b>1</b>	<b>1</b>	<b>16</b>	<b>4</b>	<b>10</b>	<b>5</b>
8	Jackson	0	0	0	0	0	1
	Larimer	3	1	16	6	9	25
	<b>Total</b>	<b>3</b>	<b>1</b>	<b>16</b>	<b>6</b>	<b>9</b>	<b>26</b>
9	Garfield	0	1	7	1	2	3
	Pitkin	0	0	8	0	1	1
	Rio Blanco	0	0	0	0	1	0
	<b>Total</b>	<b>0</b>	<b>1</b>	<b>15</b>	<b>1</b>	<b>4</b>	<b>4</b>
10	Pueblo	0	0	35	7	39	24
11	Chaffee	0	1	3	0	2	0
	Custer	0	0	6	2	0	0
	Fremont	1	0	6	1	7	1
	Park	0	0	19	2	0	1
	<b>Total</b>	<b>1</b>	<b>1</b>	<b>34</b>	<b>5</b>	<b>9</b>	<b>2</b>

Table 22: District Court Probate Filings by Type, FY 2004

District	Court Location	Determination of Heirship	Estate	Guardian/ Adult	Guardian/ Minor	Intestate Formal	Intestate Informal	Personal Injury Settlement - Insurance
1	Gilpin	1	0	0	0	1	3	0
	Jefferson	10	24	105	80	4	196	13
	<b>Total</b>	<b>11</b>	<b>24</b>	<b>105</b>	<b>80</b>	<b>5</b>	<b>199</b>	<b>13</b>
2	Denver Probate	37	16	112	110	11	233	28
3	Huerfano	3	0	2	1	0	11	0
	Las Animas	10	0	2	2	1	11	0
	<b>Total</b>	<b>13</b>	<b>0</b>	<b>4</b>	<b>3</b>	<b>1</b>	<b>22</b>	<b>0</b>
4	El Paso	23	2	108	143	7	167	3
	Teller	1	0	0	3	0	14	0
	<b>Total</b>	<b>24</b>	<b>2</b>	<b>108</b>	<b>146</b>	<b>7</b>	<b>181</b>	<b>3</b>
5	Clear Creek	1	3	5	0	0	6	0
	Eagle	4	1	4	11	0	13	3
	Lake	1	1	0	0	0	0	0
	Summit	1	0	1	0	1	19	0
	<b>Total</b>	<b>7</b>	<b>5</b>	<b>10</b>	<b>11</b>	<b>1</b>	<b>38</b>	<b>3</b>
6	Archuleta	1	0	2	2	0	7	0
	La Plata	1	0	8	6	1	12	2
	San Juan	0	2	0	0	0	1	0
	<b>Total</b>	<b>2</b>	<b>2</b>	<b>10</b>	<b>8</b>	<b>1</b>	<b>20</b>	<b>2</b>
7	Delta	4	0	5	3	0	28	1
	Gunnison	2	0	1	1	1	6	0
	Hinsdale	0	2	0	0	0	0	0
	Montrose	1	0	3	0	1	21	0
	Ouray	0	0	0	1	0	2	0
	San Miguel	1	0	0	0	0	1	0
	<b>Total</b>	<b>8</b>	<b>2</b>	<b>9</b>	<b>5</b>	<b>2</b>	<b>58</b>	<b>1</b>
8	Jackson	0	0	0	0	0	0	0
	Larimer	2	4	35	21	6	71	0
	<b>Total</b>	<b>2</b>	<b>4</b>	<b>35</b>	<b>21</b>	<b>6</b>	<b>71</b>	<b>0</b>
9	Garfield	1	0	5	2	1	9	1
	Pitkin	1	0	1	0	0	7	0
	Rio Blanco	0	0	0	3	1	5	0
	<b>Total</b>	<b>2</b>	<b>0</b>	<b>6</b>	<b>5</b>	<b>2</b>	<b>21</b>	<b>1</b>
10	Pueblo	3	0	23	39	9	100	0
11	Chaffee	2	0	0	2	0	8	0
	Custer	0	1	2	1	0	5	0
	Fremont	13	1	5	9	2	25	0
	Park	1	0	2	3	0	11	0
	<b>Total</b>	<b>16</b>	<b>2</b>	<b>9</b>	<b>15</b>	<b>2</b>	<b>49</b>	<b>0</b>

Table 22: District Court Probate Filings by Type, FY 2004

District	Court Location	Other	Public Administrator Statement	Personal Injury Settlement	Small Estates	Single Transaction	Testate Formal	Testate Informal
1	Gilpin	0	0	1	0	0	1	4
	Jefferson	11	2	48	3	3	20	703
	<b>Total</b>	<b>11</b>	<b>2</b>	<b>49</b>	<b>3</b>	<b>3</b>	<b>21</b>	<b>707</b>
2	Denver Probate	14	42	47	2	9	62	922
3	Huerfano	0	0	0	0	0	0	14
	Las Animas	0	0	1	0	0	2	11
	<b>Total</b>	<b>0</b>	<b>0</b>	<b>1</b>	<b>0</b>	<b>0</b>	<b>2</b>	<b>25</b>
4	El Paso	8	7	60	2	0	10	657
	Teller	0	0	2	0	0	1	17
	<b>Total</b>	<b>8</b>	<b>7</b>	<b>62</b>	<b>2</b>	<b>0</b>	<b>11</b>	<b>674</b>
5	Clear Creek	0	0	0	0	0	1	8
	Eagle	0	0	1	0	0	0	28
	Lake	0	0	0	1	0	1	7
	Summit	1	0	0	1	0	0	3
	<b>Total</b>	<b>1</b>	<b>0</b>	<b>1</b>	<b>2</b>	<b>0</b>	<b>2</b>	<b>46</b>
6	Archuleta	0	0	0	0	0	0	11
	La Plata	0	0	0	0	0	8	55
	San Juan	0	0	0	0	0	0	0
	<b>Total</b>	<b>0</b>	<b>0</b>	<b>0</b>	<b>0</b>	<b>0</b>	<b>8</b>	<b>66</b>
7	Delta	0	0	0	0	0	4	40
	Gunnison	0	0	0	0	0	0	15
	Hinsdale	0	0	0	0	0	0	0
	Montrose	0	0	0	0	0	1	75
	Ouray	0	0	0	0	0	1	9
	San Miguel	0	0	0	0	0	0	2
	<b>Total</b>	<b>0</b>	<b>0</b>	<b>0</b>	<b>0</b>	<b>0</b>	<b>6</b>	<b>141</b>
8	Jackson	0	0	0	0	0	0	4
	Larimer	3	0	10	0	0	17	339
	<b>Total</b>	<b>3</b>	<b>0</b>	<b>10</b>	<b>0</b>	<b>0</b>	<b>17</b>	<b>343</b>
9	Garfield	6	1	2	2	0	2	59
	Pitkin	2	0	0	0	0	0	13
	Rio Blanco	0	0	0	0	0	0	11
	<b>Total</b>	<b>8</b>	<b>1</b>	<b>2</b>	<b>2</b>	<b>0</b>	<b>2</b>	<b>83</b>
10	Pueblo	2	2	3	0	1	14	256
11	Chaffee	0	0	1	0	0	4	22
	Custer	0	0	0	0	0	0	6
	Fremont	1	0	4	0	0	5	71
	Park	0	0	1	0	0	0	17
	<b>Total</b>	<b>1</b>	<b>0</b>	<b>6</b>	<b>0</b>	<b>0</b>	<b>9</b>	<b>116</b>

Table 22: District Court Probate Filings by Type, FY 2004

District	Court Location	Trust	Uniform Veterans Guardianship Act	Will Transfer	Total
1	Gilpin	0	0	0	16
	Jefferson	14	0	0	1,314
	<b>Total</b>	14	0	0	1,330
2	Denver Probate	61	3	16	1,878
3	Huerfano	0	0	0	40
	Las Animas	2	0	0	54
	<b>Total</b>	2	0	0	94
4	El Paso	16	0	7	1,340
	Teller	0	0	0	52
	<b>Total</b>	16	0	7	1,392
5	Clear Creek	8	0	0	35
	Eagle	0	0	0	101
	Lake	4	0	0	17
	Summit	0	0	0	39
	<b>Total</b>	12	0	0	192
6	Archuleta	0	0	0	39
	La Plata	1	0	0	126
	San Juan	0	0	0	6
	<b>Total</b>	1	0	0	171
7	Delta	0	0	0	95
	Gunnison	1	0	0	37
	Hinsdale	0	0	0	2
	Montrose	2	0	0	116
	Ouray	0	0	0	13
	San Miguel	0	0	0	9
	<b>Total</b>	3	0	0	272
8	Jackson	0	0	0	5
	Larimer	18	0	0	586
	<b>Total</b>	18	0	0	591
9	Garfield	0	0	0	105
	Pitkin	0	0	0	34
	Rio Blanco	0	0	0	21
	<b>Total</b>	0	0	0	160
10	Pueblo	8	5	1	571
11	Chaffee	0	0	0	45
	Custer	0	0	0	23
	Fremont	0	0	0	152
	Park	0	0	0	57
	<b>Total</b>	0	0	0	277



Table 22: District Court Probate Filings by Type, FY 2004

District	Court Location	Special Administrator Formal	Special Administrator Informal	Ancillary Proceedings	Conservator/ Adult	Conservator/ Guardian	Conservator/ Minor
12	Alamosa	0	0	4	4	2	7
	Conejos	0	0	3	0	0	4
	Costilla	1	1	22	0	1	1
	Mineral	0	0	4	0	0	0
	Rio Grande	0	0	4	0	1	3
	Saguache	0	0	4	0	0	1
	<i>Total</i>	<i>1</i>	<i>1</i>	<i>41</i>	<i>4</i>	<i>4</i>	<i>16</i>
13	Kit Carson	0	0	7	1	0	0
	Logan	0	0	0	0	0	1
	Morgan	0	0	1	4	5	2
	Phillips	0	0	5	0	0	1
	Sedgwick	0	0	1	0	0	0
	Washington	0	0	5	1	1	2
	Yuma	0	0	4	4	0	4
	<i>Total</i>	<i>0</i>	<i>0</i>	<i>23</i>	<i>10</i>	<i>6</i>	<i>10</i>
14	Grand	0	0	3	1	0	1
	Moffat	1	0	6	1	1	1
	Routt	0	0	7	1	0	7
	<i>Total</i>	<i>1</i>	<i>0</i>	<i>16</i>	<i>3</i>	<i>1</i>	<i>9</i>
15	Baca	0	0	9	0	0	0
	Cheyenne	0	0	1	0	0	0
	Kiowa	0	0	6	0	0	0
	Prowers	0	0	4	3	1	2
	<i>Total</i>	<i>0</i>	<i>0</i>	<i>20</i>	<i>3</i>	<i>1</i>	<i>2</i>
16	Bent	0	0	2	1	0	1
	Crowley	0	0	0	1	1	0
	Otero	0	0	2	4	0	2
	<i>Total</i>	<i>0</i>	<i>0</i>	<i>4</i>	<i>6</i>	<i>1</i>	<i>3</i>
17	Adams	6	4	2	8	18	13
	Broomfield	0	0	0	0	3	4
	<i>Total</i>	<i>6</i>	<i>4</i>	<i>2</i>	<i>8</i>	<i>21</i>	<i>17</i>
18	Arapahoe	5	2	8	31	42	30
	Douglas	0	0	3	0	19	12
	Elbert	0	0	1	1	1	3
	Lincoln	0	0	1	0	0	0
	<i>Total</i>	<i>5</i>	<i>2</i>	<i>13</i>	<i>32</i>	<i>62</i>	<i>45</i>
19	Weld	0	2	14	3	15	12
20	Boulder	3	1	12	13	23	14
21	Mesa	0	0	3	9	20	5
22	Dolores	0	0	0	0	0	1
	Montezuma	0	0	3	1	5	4
	<i>Total</i>	<i>0</i>	<i>0</i>	<i>3</i>	<i>1</i>	<i>5</i>	<i>5</i>
<i>State Total</i>		<i>36</i>	<i>24</i>	<i>405</i>	<i>201</i>	<i>343</i>	<i>332</i>
<i>Percent of State Total</i>		<i>0.31%</i>	<i>0.21%</i>	<i>3.48%</i>	<i>1.72%</i>	<i>2.94%</i>	<i>2.85%</i>

Table 22: District Court Probate Filings by Type, FY 2004

District	Court Location	Determination of Heirship	Estate	Guardian/ Adult	Guardian/ Minor	Intestate Formal	Intestate Informal	Personal Injury Settlement - Insurance
12	Alamosa	1	0	4	2	2	7	0
	Conejos	8	0	0	1	0	6	0
	Costilla	5	0	1	1	1	11	0
	Mineral	0	0	0	0	0	0	0
	Rio Grande	0	0	3	4	4	8	0
	Saguache	3	0	1	2	0	4	0
	<b>Total</b>		17	0	9	10	7	36
13	Kit Carson	2	0	0	1	0	9	0
	Logan	3	2	7	0	0	12	0
	Morgan	7	1	8	2	0	7	1
	Phillips	1	1	0	3	7	14	0
	Sedgwick	0	0	2	1	0	3	0
	Washington	0	0	1	2	0	3	0
	Yuma	0	0	1	1	2	12	0
	<b>Total</b>		13	4	19	10	9	60
14	Grand	1	0	1	0	0	9	0
	Moffat	2	0	0	7	2	4	0
	Routt	1	0	1	5	1	9	2
	<b>Total</b>		4	0	2	12	3	22
15	Baca	0	0	1	0	0	5	0
	Cheyenne	4	0	0	1	0	3	0
	Kiowa	0	0	1	0	1	1	0
	Prowers	10	0	3	4	1	2	1
	<b>Total</b>		14	0	5	5	2	11
16	Bent	10	0	1	4	1	3	0
	Crowley	1	0	2	1	0	5	0
	Otero	4	0	1	15	1	18	0
	<b>Total</b>		15	0	4	20	2	26
17	Adams	1	1	39	42	21	94	14
	Broomfield	0	6	1	3	1	11	0
	<b>Total</b>		1	7	40	45	22	105
18	Arapahoe	16	60	72	84	5	152	9
	Douglas	1	2	7	15	5	28	10
	Elbert	1	2	3	2	4	20	0
	Lincoln	0	0	0	0	1	8	0
	<b>Total</b>		18	64	82	101	15	208
19	Weld	3	1	33	17	10	56	3
20	Boulder	0	3	23	21	3	62	4
21	Mesa	12	0	38	6	1	44	0
22	Dolores	0	0	1	0	0	2	0
	Montezuma	2	0	4	4	1	27	1
	<b>Total</b>		2	0	5	4	1	29
<b>State Total</b>		<b>224</b>	<b>136</b>	<b>691</b>	<b>694</b>	<b>122</b>	<b>1,651</b>	<b>96</b>
<b>Percent of State Total</b>		<b>1.92%</b>	<b>1.17%</b>	<b>5.93%</b>	<b>5.96%</b>	<b>1.05%</b>	<b>14.17%</b>	<b>0.82%</b>

Table 22: District Court Probate Filings by Type, FY 2004

District	Court Location	Other	Public Administrator Statement	Personal Injury Settlement	Small Estates	Single Transaction	Testate Formal	Testate Informal
12	Alamosa	1	0	0	0	0	2	13
	Conejos	0	0	0	0	0	0	5
	Costilla	0	0	0	0	0	1	14
	Mineral	0	0	0	0	0	1	1
	Rio Grande	1	0	0	0	0	2	27
	Saguache	0	0	0	0	0	1	6
	<i>Total</i>		2	0	0	0	0	7
13	Kit Carson	2	0	0	0	0	0	20
	Logan	0	0	2	0	0	5	32
	Morgan	1	0	6	0	0	10	38
	Phillips	0	0	0	0	0	2	3
	Sedgwick	0	0	0	0	0	0	7
	Washington	1	0	0	0	0	0	15
	Yuma	0	0	0	1	0	1	35
	<i>Total</i>		4	0	8	1	0	18
14	Grand	0	0	0	0	0	0	15
	Moffat	2	0	4	0	0	3	11
	Routt	2	0	3	1	0	1	11
	<i>Total</i>		4	0	7	1	0	4
15	Baca	0	0	1	0	0	0	15
	Cheyenne	0	0	0	0	0	0	13
	Kiowa	0	0	0	0	0	0	13
	Prowers	1	0	0	0	0	1	18
	<i>Total</i>		1	0	1	0	0	1
16	Bent	0	0	0	0	0	2	1
	Crowley	0	0	0	0	0	1	5
	Otero	0	0	0	0	0	3	33
	<i>Total</i>		0	0	0	0	0	6
17	Adams	4	0	48	0	1	22	268
	Broomfield	2	0	1	0	0	3	23
	<i>Total</i>		6	0	49	0	1	25
18	Arapahoe	23	0	56	15	1	19	621
	Douglas	0	0	19	0	0	5	122
	Elbert	2	0	2	1	0	0	16
	Lincoln	0	0	0	3	0	0	11
	<i>Total</i>		25	0	77	19	1	24
19	Weld	7	0	13	0	1	17	214
20	Boulder	3	0	23	0	8	20	343
21	Mesa	0	9	18	0	0	10	193
22	Dolores	0	0	0	0	0	0	4
	Montezuma	0	0	4	0	1	0	37
	<i>Total</i>		0	0	4	0	1	0
<i>State Total</i>		<b>100</b>	<b>63</b>	<b>381</b>	<b>32</b>	<b>25</b>	<b>286</b>	<b>5,582</b>
<i>Percent of State Total</i>		<b>0.86%</b>	<b>0.54%</b>	<b>3.27%</b>	<b>0.27%</b>	<b>0.21%</b>	<b>2.45%</b>	<b>47.90%</b>

Table 22: District Court Probate Filings by Type, FY 2004

District	Court Location	Trust	Uniform Veterans Guardianship Act	Will Transfer	Total
12	Alamosa	0	1	0	50
	Conejos	0	0	0	27
	Costilla	0	0	0	60
	Mineral	0	0	0	6
	Rio Grande	0	0	0	57
	Saguache	1	0	0	23
	<i>Total</i>		1	1	0
13	Kit Carson	0	0	0	42
	Logan	0	0	0	64
	Morgan	1	0	0	94
	Phillips	0	0	0	37
	Sedgwick	0	0	0	14
	Washington	3	0	0	34
	Yuma	0	0	0	65
	<i>Total</i>		4	0	0
14	Grand	0	0	0	31
	Moffat	1	0	0	46
	Routt	1	0	0	53
	<i>Total</i>		2	0	0
15	Baca	1	0	0	32
	Cheyenne	0	0	0	22
	Kiowa	0	0	0	22
	Prowers	0	0	0	51
	<i>Total</i>		1	0	0
16	Bent	0	0	0	26
	Crowley	0	0	0	17
	Otero	0	0	0	83
	<i>Total</i>		0	0	0
17	Adams	5	0	0	611
	Broomfield	0	0	0	58
	<i>Total</i>		5	0	0
18	Arapahoe	4	0	4	1,259
	Douglas	0	0	0	248
	Elbert	1	0	0	60
	Lincoln	0	0	0	24
	<i>Total</i>		5	0	4
19	Weld	6	0	1	428
20	Boulder	23	0	1	603
21	Mesa	8	0	0	376
22	Dolores	0	0	0	8
	Montezuma	0	0	0	94
	<i>Total</i>		0	0	0
<i>State Total</i>		<b>190</b>	<b>9</b>	<b>30</b>	<b>11,653</b>
<i>Percent of State Total</i>		<b>1.63%</b>	<b>0.08%</b>	<b>0.26%</b>	<b>100%</b>

## COUNTY COURT JUDGES

### FIRST JUDICIAL DISTRICT

Gilpin Frederic B. Rodgers  
Jefferson Judy L. Archuleta  
James C. Demlow  
Kim H. Goldberger  
Charles T. Hoppin  
Tina Olsen  
Roy G. Olson, Jr.

### DENVER COUNTY COURT

Denver Raymond N. Satter,  
Presiding Judge  
Andrew S. Armatas  
Johnny C. Barajas  
Larry L. Bohning  
Kathleen M. Bowers  
James B. Breese  
Doris E. Burd  
Brian T. Campbell  
Mary Celeste  
Robert B. Crew, Jr.  
Herbert H. Galchinsky  
Alfred C. Harrell  
Claudia J. Jordan  
John M. Marcucci  
Melvin Okamoto  
Aleene Ortiz-White  
Robert Patterson

### THIRD JUDICIAL DISTRICT

Huerfano Robert E. Haeger  
Las Animas Bruce Billings

### FOURTH JUDICIAL DISTRICT

El Paso Christopher E. Acker  
Karla J. Hansen  
Barney Iuppa  
Sylvia A. Manzanares  
Larry D. Martin  
James S. Patterson  
Stephen J. Sletta  
Daniel S. Wilson  
Teller Jackson L. Peters, Jr.

### FIFTH JUDICIAL DISTRICT

Clear Creek Russell H. Granger  
Eagle Frederick W. Gannett  
Lake Wayne Patton  
Summit Edward J. Casias

### SIXTH JUDICIAL DISTRICT

Archuleta James E. Denvir  
La Plata Martha T. Minot  
San Juan Todd P. Risberg

### SEVENTH JUDICIAL DISTRICT

Delta Sandra K. Miller  
Gunnison Ben F. Eden  
Hinsdale Larry E. Vickers  
Montrose John J. Mitchel  
Bette R. Nickell  
Ouray David S. Westfall  
San Miguel Sharon E. Shuteran

### EIGHTH JUDICIAL DISTRICT

Jackson Rex A. Shaw  
Larimer Christine A. Carney  
Peter Schoon  
Ronald L. Schultz  
C. Edward Stirman

### NINTH JUDICIAL DISTRICT

Garfield Jason D. Jovanovich (1)  
Paul Metzger  
Pitkin Erin Fernandez-Ely  
Rio Blanco Gerard C. Viscardi

### TENTH JUDICIAL DISTRICT

Pueblo Adele K. Anderson  
Kathleen K. Hearn  
Ernest J. Ruybalid

### ELEVENTH JUDICIAL DISTRICT

Chaffee William P. Alderton  
Custer Peter F. Michaelson  
Fremont William Gobin Fox  
Park Stanley J. Mayhew

### TWELFTH JUDICIAL DISTRICT

Alamosa Martin A. Gonzales  
Conejos Gordon J. Bosa  
Costilla Kimberly Wood  
Mineral Robert M. Wardell  
Rio Grande Michael H. Trujillo  
Saguache Amanda K. Pearson

### THIRTEENTH JUDICIAL DISTRICT

Kit Carson J. Curt Penny, Jr.  
Logan Robert B. Smith  
Morgan Michael J. Schingle  
Phillips David O. Colver  
Sedgwick Max E. Carlson  
Washington Kevin L. Hoyer  
Yuma Thomas J. Callahan

### FOURTEENTH JUDICIAL DISTRICT

Grand Mary Hoak  
Moffat Mary Lynne James  
Routt James H. Garrecht

### FIFTEENTH JUDICIAL DISTRICT

Baca W. Michael Porter  
Cheyenne Clifford E. Mays  
Kiowa Gary W. Davis  
Prowers Larry E. Stutler

### SIXTEENTH JUDICIAL DISTRICT

Bent Mark A. MacDonnell  
Crowley Carl W. Ross  
Otero Douglas R. Manley (2)

### SEVENTEENTH JUDICIAL DISTRICT

Adams Cindy H. Bruner  
Michael A. Cox  
Robert S. Doyle (3)  
Dianna Roybal  
Sabino E. Romano  
Jeffrey L. Romeo  
Broomfield Randall J. Davis

### EIGHTEENTH JUDICIAL DISTRICT

Arapahoe Alex R. Bencze  
Christopher C. Cross  
Ethan D. Feldman  
Richard M. Jauch  
Dana E. Murray  
Steven R. Ruddick  
Robert C. Tobias  
Douglas Michelle A. Marker (4)  
Susanna Meissner-Cutler  
Elbert Kevin Sidel  
Lincoln Truston Lee Fisher

### NINETEENTH JUDICIAL DISTRICT

Weld Marcelo Kopkow (5)  
Lynn Karowsky  
Charles S. Unfug

### TWENTIETH JUDICIAL DISTRICT

Boulder David A. Archuleta  
Noel E. Blum  
Carolyn Hoyer Enichen  
Thomas J. B. Reed  
John F. Stavely

### TWENTY-FIRST JUDICIAL DISTRICT

Mesa Thomas M. Diester  
Arthur R. Smith

### TWENTY-SECOND JUDICIAL DISTRICT

Dolores Susan Whicher  
Montezuma Todd J. Plewe

- (1) Replaced Stephen L. Carter
- (2) Replaced Ralph N. Wadleigh
- (3) Replaced Emil A. Rinaldi
- (4) Replaced James S. Miller
- (5) Replaced Carol M. Haller

## COUNTY COURT

Colorado's county courts serve the citizens of each of the state's 64 counties. Every county has a county court served by one or more judges. County judges handle cases involving serious public safety issues such as misdemeanor cases, felony advisements, setting bonds, and preliminary hearings. County judges also issue search warrants and protection orders in cases involving domestic violence, preside over traffic cases and civil actions involving no more than \$15,000, and conduct jury trials. Appeals from the county court may be made to the district court.

Small claims courts are divisions of county court. Individuals are allowed to argue their own cases and to have speedy decisions on civil matters involving no more than \$7,500. Court sessions are held during the day or evening to accommodate the public. There are no jury trials in small claims courts, and magistrates sometimes hear these cases rather than a judge. No plaintiff may file more than two claims per month or eighteen claims per year in small claims court.

In Fiscal Year 2004, Colorado county courts had 514,094 cases filed and were able to terminate 493,563 cases during that same period. During the past ten years, county court filings have increased 19.5 percent, rising from 429,919 to the current level of cases filed, with the greatest area of increase occurring in civil filings.

## County Case Filings -- Proportion of Cases by Type Ten Year Comparison

Chart 3: Filings, FY 1995  
Total Number of Filings: 429,919

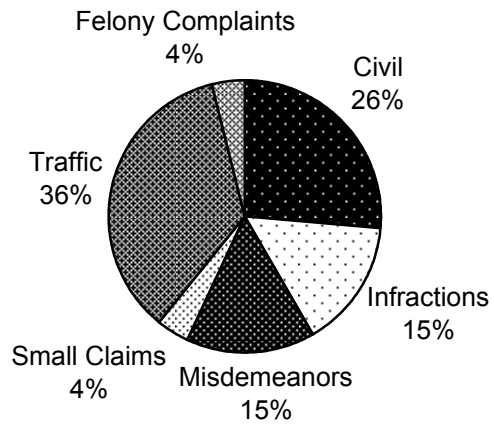
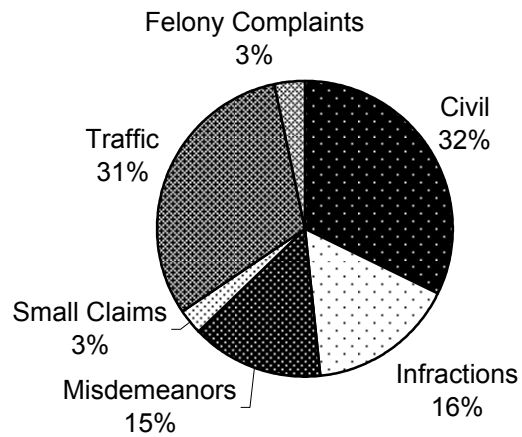


Chart 4: Filings, FY 2004  
Total Number of Filings: 514,094



**Table 23: County Court Filings, Terminations, and Percent Change: FY2003, FY2004**  
*(Does not include Denver County Court)*

<b>Filings Compared to Previous Year</b>			
<b>Case Class</b>	<b>FY 03</b>	<b>FY 04</b>	<b>Percent Change</b>
Civil	165,210	165,324	0.07%
Infractions	74,947	82,732	10.39%
Misdemeanors	74,367	74,779	0.55%
Small Claims	15,438	14,292	-7.42%
Traffic	149,720	159,413	6.47%
Felony Complaints	18,833	17,554	-6.79%
<b>Total</b>	<b>498,515</b>	<b>514,094</b>	<b>3.13%</b>

<b>Terminations Compared to Previous Year</b>			
<b>Case Class</b>	<b>FY 03</b>	<b>FY 04</b>	<b>Percent Change</b>
Civil	162,492	165,761	2.01%
Infractions	73,597	82,382	11.94%
Misdemeanors	72,932	74,168	1.69%
Small Claims	15,036	15,113	0.51%
Traffic	144,555	156,139	8.01%
Felony Complaints	18,833	17,206	-8.64%
<b>Total with Felony Complaints</b>	<b>487,445</b>	<b>510,769</b>	<b>4.78%</b>
<b>Total without Felony Complaints</b>	<b>468,612</b>	<b>493,563</b>	<b>5.32%</b>



**Table 24: County Court Caseload FY1995 to FY2004**  
(Does not include Denver County Court)

	<b>FY95</b>	<b>FY96</b>	<b>FY97</b>	<b>FY98</b>	<b>FY99</b>	<b>FY00</b>	<b>FY01</b>	<b>FY02</b>	<b>FY03</b>	<b>FY04</b>
<b>CIVIL</b>										
New Cases Filed	113,817	116,127	119,076	120,846	121,897	127,017	139,919	151,905	165,210	165,324
Cases Terminated	114,284	119,060	116,697	118,561	124,746	137,436	138,581	151,773	162,492	165,761
<b>INFRACTIONS</b>										
New Cases Filed	65,404	74,687	82,963	68,184	64,018	70,094	70,090	69,800	74,947	82,732
Cases Terminated	63,544	70,481	85,288	71,789	66,127	70,776	73,560	72,824	73,597	82,382
<b>MISDEMEANORS</b>										
New Cases Filed	65,026	67,376	69,125	70,271	69,932	73,853	72,354	72,973	74,367	74,779
Cases Terminated	63,070	71,779	75,431	70,347	73,182	76,011	71,727	75,212	72,932	74,168
<b>SMALL CLAIMS</b>										
New Cases Filed	16,899	16,843	17,349	16,650	15,888	15,568	14,961	15,591	15,438	14,292
Cases Terminated	15,342	16,614	16,907	16,646	16,747	17,174	14,587	15,624	15,036	15,113
<b>TRAFFIC</b>										
New Cases Filed	152,124	164,217	169,593	170,614	159,861	140,183	133,860	138,439	149,720	159,413
Cases Terminated	155,646	175,920	180,755	171,321	170,316	168,898	139,866	139,995	144,555	156,139
<b>FELONY COMPLAINTS (a)</b>	16,649	18,504	14,345	21,097	20,301	20,010	13,445	21,285	18,833	17,554
<b>TOTAL</b>										
<b>New Cases Filed</b>	<b>429,919</b>	<b>457,754</b>	<b>472,451</b>	<b>467,662</b>	<b>451,897</b>	<b>446,725</b>	<b>444,629</b>	<b>469,993</b>	<b>498,515</b>	<b>514,094</b>
<b>Cases Terminated (b)</b>	<b>411,886</b>	<b>453,854</b>	<b>475,078</b>	<b>448,664</b>	<b>451,118</b>	<b>470,295</b>	<b>438,321</b>	<b>455,428</b>	<b>468,612</b>	<b>493,563</b>

(a) Felony complaints represent the number of criminal cases, docketed as (CR), that begin in county court. The processing of felony cases varies between locations. The counties processing CR cases hear advisements. Some counties do preliminary hearings in county court before moving the case to district court for completion of the felony process. The case can also be reduced to a misdemeanor and remain in county court. The cases retain the same docket number in either county or district court.

(b) Does not include felony complaints.

\*Termination levels have fluctuated over the past several years as districts have continued to address issues created by computer conversion. In some instances, conversion caused previously terminated cases to reopen, resulting in a temporary inflated termination count at the time districts reclosed them.

**Table 25: County Court Filings, Terminations, and Percent Change: FY 2003, FY 2004**

District	Filings			Terminations <sup>(b)</sup>		
	FY03	FY04	Percent Change	FY03	FY04	Percent Change
1	55,256	58,334	5.57%	50,154	53,960	7.59%
2 <sup>(a)</sup>	186,851	168,684	-9.72%	n/a	n/a	n/a
3	5,313	5,476	3.07%	5,362	5,272	-1.68%
4	72,924	72,774	-0.21%	68,979	71,000	2.93%
5	14,435	15,708	8.82%	13,120	14,458	10.20%
6	7,078	6,822	-3.62%	6,633	6,981	5.25%
7	10,745	10,620	-1.16%	9,878	9,966	0.89%
8	31,426	29,853	-5.01%	29,116	30,038	3.17%
9	9,487	9,140	-3.66%	8,860	9,158	3.36%
10	21,578	20,677	-4.18%	20,083	20,855	3.84%
11	10,786	11,740	8.84%	10,279	11,639	13.23%
12	7,611	8,173	7.38%	6,994	7,079	1.22%
13	13,399	13,896	3.71%	12,991	13,523	4.10%
14	7,675	6,773	-11.75%	7,045	6,291	-10.70%
15	5,502	4,780	-13.12%	5,426	4,849	-10.63%
16	4,983	4,916	-1.34%	5,160	4,773	-7.50%
17	54,772	60,627	10.69%	52,353	57,822	10.45%
18	94,621	99,089	4.72%	90,945	95,558	5.07%
19	21,959	24,120	9.84%	20,328	23,430	15.26%
20	28,590	28,620	0.10%	26,914	27,066	0.56%
21	16,991	17,779	4.64%	15,035	16,334	8.64%
22	3,384	4,177	23.43%	2,957	3,511	18.74%
<b>State Total Without Denver County Court</b>	<b>498,515</b>	<b>514,094</b>	<b>3.13%</b>	<b>468,612</b>	<b>493,563</b>	<b>5.32%</b>
<b>State Total</b>	<b>685,366</b>	<b>682,778</b>	<b>-0.38%</b>	<b>n/a</b>	<b>n/a</b>	<b>n/a</b>

<sup>(a)</sup> Denver County Court statistics are based on calendar year 2002

<sup>(b)</sup> Does not include felony complaints.

Table 26: County Court Filings and Terminations, FY 2004

District	Court Location	Civil		Felony		Misdemeanor		Infractions	
		Filings	Term.	Filings	Term.	Filings	Term.	Filings	Term.
1	Gilpin	178	177	107	107	577	546	84	88
	Jefferson	21,141	21,698	3,539	3,539	6,617	6,290	6,255	6,359
	<b>Total</b>	<b>21,319</b>	<b>21,875</b>	<b>3,646</b>	<b>3,646</b>	<b>7,194</b>	<b>6,836</b>	<b>6,339</b>	<b>6,447</b>
2	Denver <sup>(a)</sup>	34,230	n/a <sup>(b)</sup>	5,203	n/a <sup>(b)</sup>	13,359	n/a <sup>(b)</sup>	n/a <sup>(c)</sup>	n/a <sup>(b)</sup>
3	Huerfano	272	274	8	8	364	334	514	526
	Las Animas	705	739	4	4	660	608	833	830
	<b>Total</b>	<b>977</b>	<b>1,013</b>	<b>12</b>	<b>12</b>	<b>1,024</b>	<b>942</b>	<b>1,347</b>	<b>1,356</b>
4	El Paso	27,133	27,192	5	5	10,449	10,366	9,711	9,144
	Teller	582	549	2	2	638	635	571	582
	<b>Total</b>	<b>27,715</b>	<b>27,741</b>	<b>7</b>	<b>7</b>	<b>11,087</b>	<b>11,001</b>	<b>10,282</b>	<b>9,726</b>
5	Clear Creek	206	191	100	100	375	431	972	999
	Eagle-Basalt	67	56	0	0	89	87	132	125
	Eagle	639	630	415	415	876	718	1,404	1,352
	Lake	198	216	130	130	363	386	228	236
	Summit	399	443	252	252	896	864	1,455	1,413
	<b>Total</b>	<b>1,509</b>	<b>1,536</b>	<b>897</b>	<b>897</b>	<b>2,599</b>	<b>2,486</b>	<b>4,191</b>	<b>4,125</b>
6	Archuleta	196	194	101	101	297	278	231	224
	La Plata	1,210	1,191	130	130	892	1,005	836	843
	San Juan	7	2	0	0	27	22	38	38
	<b>Total</b>	<b>1,413</b>	<b>1,387</b>	<b>231</b>	<b>231</b>	<b>1,216</b>	<b>1,305</b>	<b>1,105</b>	<b>1,105</b>
7	Delta	860	871	187	187	470	514	246	246
	Gunnison	274	244	154	154	515	508	480	502
	Hinsdale	9	13	11	11	27	28	52	66
	Montrose-Nucla	80	67	15	15	61	68	45	45
	Montrose	1,337	1,308	208	208	717	720	566	566
	Ouray	66	65	27	27	74	64	476	486
	San Miguel	129	133	55	55	154	158	98	111
	<b>Total</b>	<b>2,755</b>	<b>2,701</b>	<b>657</b>	<b>657</b>	<b>2,018</b>	<b>2,060</b>	<b>1,963</b>	<b>2,022</b>
8	Jackson	21	13	2	2	60	56	45	47
	Larimer	8,819	8,865	65	65	6,534	6,657	3,885	3,878
	<b>Total</b>	<b>8,840</b>	<b>8,878</b>	<b>67</b>	<b>67</b>	<b>6,594</b>	<b>6,713</b>	<b>3,930</b>	<b>3,925</b>
9	Garfield-Rifle	163	175	0	0	695	577	480	489
	Garfield	1,203	1,149	37	37	516	512	475	477
	Pitkin	264	265	6	0	280	385	318	392
	Rio Blanco-Meeker	101	94	0	0	107	129	169	178
	Rio Blanco-Rangley	27	28	0	0	82	70	147	147
	<b>Total</b>	<b>1,758</b>	<b>1,711</b>	<b>43</b>	<b>37</b>	<b>1,680</b>	<b>1,673</b>	<b>1,589</b>	<b>1,683</b>
10	Pueblo	8,010	8,088	247	247	3,567	3,674	2,355	2,373
11	Chaffee	260	283	90	90	454	427	2,541	2,605
	Custer	61	54	2	2	76	75	395	395
	Fremont	1,297	1,277	23	23	1,033	1,027	809	843
	Park	257	269	8	8	433	411	660	621
	<b>Total</b>	<b>1,875</b>	<b>1,883</b>	<b>123</b>	<b>123</b>	<b>1,996</b>	<b>1,940</b>	<b>4,405</b>	<b>4,464</b>

(a) Denver County Court filings based on a calendar year, 2003

(b) Terminations numbers are not available.

(c) Denver County Traffic and Infractions filings are combined.

(d) Total State termination figure does not include Felony Complaint.

Table 26: County Court Filings and Terminations, FY 2004

District	Court Location	Small Claims		Traffic		Total	
		Filings	Term.	Filings	Term.	Filings	Term. <sup>(d)</sup>
1	Gilpin	20	23	477	523	1,443	1,464
	Jefferson	1,519	1,605	17,820	16,651	56,891	56,142
	<b>Total</b>	<b>1,539</b>	<b>1,628</b>	<b>18,297</b>	<b>17,174</b>	<b>58,334</b>	<b>57,606</b>
2	Denver <sup>(a)</sup>	2,252	n/a <sup>(b)</sup>	113,640 <sup>(c)</sup>	n/a <sup>(b)</sup>	168,684	n/a <sup>(b)</sup>
3	Huerfano	44	51	897	822	2,099	2,015
	Las Animas	90	93	1,085	995	3,377	3,269
	<b>Total</b>	<b>134</b>	<b>144</b>	<b>1,982</b>	<b>1,817</b>	<b>5,476</b>	<b>5,284</b>
4	El Paso	1,857	1,971	20,641	19,400	69,796	68,078
	Teller	90	78	1,095	1,083	2,978	2,929
	<b>Total</b>	<b>1,947</b>	<b>2,049</b>	<b>21,736</b>	<b>20,483</b>	<b>72,774</b>	<b>71,007</b>
5	Clear Creek	45	39	1,450	1,499	3,148	3,259
	Eagle-Basalt	23	26	232	218	543	512
	Eagle	241	230	1,840	1,732	5,415	5,077
	Lake	46	50	482	541	1,447	1,559
	Summit	166	182	1,987	1,794	5,155	4,948
	<b>Total</b>	<b>521</b>	<b>527</b>	<b>5,991</b>	<b>5,784</b>	<b>15,708</b>	<b>15,355</b>
6	Archuleta	76	71	439	440	1,340	1,308
	La Plata	234	238	2,037	2,388	5,339	5,795
	San Juan	7	4	64	43	143	109
	<b>Total</b>	<b>317</b>	<b>313</b>	<b>2,540</b>	<b>2,871</b>	<b>6,822</b>	<b>7,212</b>
7	Delta	200	191	631	665	2,594	2,674
	Gunnison	75	83	521	518	2,019	2,009
	Hinsdale	7	7	14	14	120	139
	Montrose-Nucla	30	30	133	110	364	335
	Montrose	140	143	1,044	984	4,012	3,929
	Ouray	21	22	130	146	794	810
	San Miguel	42	47	239	223	717	727
	<b>Total</b>	<b>515</b>	<b>523</b>	<b>2,712</b>	<b>2,660</b>	<b>10,620</b>	<b>10,623</b>
8	Jackson	22	12	68	65	218	195
	Larimer	879	947	9,453	9,498	29,635	29,910
	<b>Total</b>	<b>901</b>	<b>959</b>	<b>9,521</b>	<b>9,563</b>	<b>29,853</b>	<b>30,105</b>
9	Garfield-Rifle	76	82	1,258	1,138	2,672	2,461
	Garfield	166	168	1,349	1,186	3,746	3,529
	Pitkin	103	116	586	911	1,557	2,069
	Rio Blanco-Meeker	43	44	274	275	694	720
	Rio Blanco-Rangley	32	27	183	144	471	416
	<b>Total</b>	<b>420</b>	<b>437</b>	<b>3,650</b>	<b>3,654</b>	<b>9,140</b>	<b>9,195</b>
10	Pueblo	573	590	5,925	6,130	20,677	21,102
11	Chaffee	78	70	683	692	4,106	4,167
	Custer	32	36	107	118	673	680
	Fremont	161	181	1,407	1,403	4,730	4,754
	Park	76	82	797	770	2,231	2,161
	<b>Total</b>	<b>347</b>	<b>369</b>	<b>2,994</b>	<b>2,983</b>	<b>11,740</b>	<b>11,762</b>

(a) Denver County Court filings based on a calendar year, 2003

(b) Terminations numbers are not available.

(c) Denver County Traffic and Infractions filings are combined.

(d) Total State termination figure does not include Felony Complaint.

Table 26: County Court Filings and Terminations, FY 2004

District	Court Location	Civil		Felony		Misdemeanor		Infractions	
		Filings	Term.	Filings	Term.	Filings	Term.	Filings	Term.
12	Alamosa	422	377	278	278	721	661	387	409
	Conejos	162	183	43	43	209	156	148	149
	Costilla	112	118	37	37	98	116	273	300
	Mineral	8	7	3	3	19	17	69	63
	Rio Grande	234	221	166	166	491	525	362	332
	Saguache	107	87	37	37	217	193	262	235
	<b>Total</b>	<b>1,045</b>	<b>993</b>	<b>564</b>	<b>564</b>	<b>1,755</b>	<b>1,668</b>	<b>1,501</b>	<b>1,488</b>
13	Kit Carson	335	340	8	8	108	120	575	587
	Logan	1,136	1,133	45	45	468	430	1,245	1,320
	Morgan	1,876	1,801	18	18	691	653	1,300	1,348
	Phillips	188	137	0	0	42	51	44	35
	Sedgwick	130	127	1	1	30	25	194	201
	Washington	196	176	0	0	86	76	182	190
	Yuma	432	417	4	4	141	137	102	105
<b>Total</b>	<b>4,293</b>	<b>4,131</b>	<b>76</b>	<b>76</b>	<b>1,566</b>	<b>1,492</b>	<b>3,642</b>	<b>3,786</b>	
14	Grand	269	261	115	115	512	495	239	258
	Moffat	405	433	247	247	435	425	233	254
	Routt	505	509	206	206	618	647	685	726
	<b>Total</b>	<b>1,179</b>	<b>1,203</b>	<b>568</b>	<b>568</b>	<b>1,565</b>	<b>1,567</b>	<b>1,157</b>	<b>1,238</b>
15	Baca	67	81	1	1	73	65	310	318
	Cheyenne	29	31	0	0	56	48	97	97
	Kiowa	33	37	0	0	19	30	301	296
	Prowers	609	648	14	14	435	470	857	913
	<b>Total</b>	<b>738</b>	<b>797</b>	<b>15</b>	<b>15</b>	<b>583</b>	<b>613</b>	<b>1,565</b>	<b>1,624</b>
16	Bent	209	215	0	0	156	156	209	204
	Crowley	89	93	0	0	112	120	265	253
	Otero	931	923	3	3	684	599	734	751
	<b>Total</b>	<b>1,229</b>	<b>1,231</b>	<b>3</b>	<b>3</b>	<b>952</b>	<b>875</b>	<b>1,208</b>	<b>1,208</b>
17	Adams	23,163	23,060	2,728	2,728	5,046	4,953	6,773	6,688
	Broomfield	1,589	1,558	247	247	744	737	495	519
	<b>Total</b>	<b>24,752</b>	<b>24,618</b>	<b>2,975</b>	<b>2,975</b>	<b>5,790</b>	<b>5,690</b>	<b>7,268</b>	<b>7,207</b>
18	Arapahoe-Aurora	10,385	10,618	2,975	2,975	2,645	2,687	6,863	6,716
	Arapahoe-Littleton	19,399	19,727			2,915	3,097	1,934	2,095
	Douglas	5,186	5,268	683	683	3,303	3,177	9,642	9,200
	Elbert	355	357	42	42	243	221	292	310
	Lincoln	153	151	89	89	320	309	456	462
	<b>Total</b>	<b>35,478</b>	<b>36,121</b>	<b>3,789</b>	<b>3,789</b>	<b>9,426</b>	<b>9,491</b>	<b>19,187</b>	<b>18,783</b>
19	Weld	7,890	7,394	200	200	3,444	3,480	3,189	3,319
20	Boulder-Longmont	1,909	1,870	0	0	1,011	1,017	878	861
	Boulder	5,295	5,413	1,762	1,762	4,513	4,805	2,739	2,712
	<b>Total</b>	<b>7,204</b>	<b>7,283</b>	<b>1,762</b>	<b>1,762</b>	<b>5,524</b>	<b>5,822</b>	<b>3,617</b>	<b>3,573</b>
21	Mesa	4,701	4,573	1,315	1,315	4,433	4,111	2,219	2,271
22	Dolores	22	23	20	20	63	66	72	78
	Montezuma	622	581	337	337	703	663	601	581
	<b>Total</b>	<b>644</b>	<b>604</b>	<b>357</b>	<b>357</b>	<b>766</b>	<b>729</b>	<b>673</b>	<b>659</b>
<b>State Total Without Denver County Court</b>		<b>165,324</b>	<b>165,761</b>	<b>17,554</b>	<b>17,548</b>	<b>74,779</b>	<b>74,168</b>	<b>82,732</b>	<b>82,382</b>
<b>State Total With Denver County Court</b>		<b>199,554</b>	<b>n/a<sup>(b)</sup></b>	<b>22,757</b>	<b>n/a<sup>(b)</sup></b>	<b>88,138</b>	<b>n/a<sup>(b)</sup></b>	<b>n/a<sup>(c)</sup></b>	<b>n/a<sup>(b)</sup></b>

(a) Denver County Court filings based on a calendar year, 2003

(b) Terminations numbers are not available.

(c) Denver County Traffic and Infractions filings are combined.

(d) Total State termination figure does not include Felony Complaint.

Table 26: County Court Filings and Terminations, FY 2004

District	Court Location	Small Claims		Traffic		Total	
		Filings	Term.	Filings	Term.	Filings	Term. <sup>(d)</sup>
12	Alamosa	80	74	858	709	2,746	2,508
	Conejos	22	29	357	296	941	856
	Costilla	12	10	241	245	773	826
	Mineral	2	2	79	68	180	160
	Rio Grande	58	63	1,084	1,021	2,395	2,328
	Saguache	29	30	486	383	1,138	965
	<b>Total</b>	<b>203</b>	<b>208</b>	<b>3,105</b>	<b>2,722</b>	<b>8,173</b>	<b>7,643</b>
13	Kit Carson	49	52	453	442	1,528	1,549
	Logan	97	104	944	890	3,935	3,922
	Morgan	104	112	1,802	1,701	5,791	5,633
	Phillips	26	28	73	59	373	310
	Sedgwick	12	16	116	110	483	480
	Washington	24	23	216	202	704	667
	Yuma	99	85	304	290	1,082	1,038
<b>Total</b>	<b>411</b>	<b>420</b>	<b>3,908</b>	<b>3,694</b>	<b>13,896</b>	<b>13,599</b>	
14	Grand	68	68	650	626	1,853	1,823
	Moffat	67	71	470	445	1,857	1,875
	Routt	109	102	940	971	3,063	3,161
	<b>Total</b>	<b>244</b>	<b>241</b>	<b>2,060</b>	<b>2,042</b>	<b>6,773</b>	<b>6,859</b>
15	Baca	22	25	281	232	754	722
	Cheyenne	6	6	92	77	280	259
	Kiowa	16	16	235	187	604	566
	Prowers	87	97	1,140	1,175	3,142	3,317
	<b>Total</b>	<b>131</b>	<b>144</b>	<b>1,748</b>	<b>1,671</b>	<b>4,780</b>	<b>4,864</b>
16	Bent	32	30	189	183	795	788
	Crowley	41	50	165	165	672	681
	Otero	98	98	999	933	3,449	3,307
	<b>Total</b>	<b>171</b>	<b>178</b>	<b>1,353</b>	<b>1,281</b>	<b>4,916</b>	<b>4,776</b>
17	Adams	1,116	1,266	17,064	17,473	55,890	56,168
	Broomfield	105	117	1,557	1,451	4,737	4,629
	<b>Total</b>	<b>1,221</b>	<b>1,383</b>	<b>18,621</b>	<b>18,924</b>	<b>60,627</b>	<b>60,797</b>
18	Arapahoe-Aurora	1,017	1,148	11,677	11,453	35,562	35,597
	Arapahoe-Littleton	807	875	6,895	7,232	31,950	33,026
	Douglas	586	674	9,011	8,594	28,411	27,596
	Elbert	95	86	538	608	1,565	1,624
	Lincoln	29	27	554	466	1,601	1,504
	<b>Total</b>	<b>2,534</b>	<b>2,810</b>	<b>28,675</b>	<b>28,353</b>	<b>99,089</b>	<b>99,347</b>
19	Weld	739	800	8,658	8,437	24,120	23,630
20	Boulder-Longmont	204	181	2,455	2,286	6,457	6,215
	Boulder	545	548	7,309	7,373	22,163	22,613
	<b>Total</b>	<b>749</b>	<b>729</b>	<b>9,764</b>	<b>9,659</b>	<b>28,620</b>	<b>28,828</b>
21	Mesa	556	550	4,555	4,829	17,779	17,649
22	Dolores	7	5	56	49	240	241
	Montezuma	112	106	1,562	1,359	3,937	3,627
	<b>Total</b>	<b>119</b>	<b>111</b>	<b>1,618</b>	<b>1,408</b>	<b>4,177</b>	<b>3,868</b>
<b>State Total Without Denver County Court</b>		<b>14,292</b>	<b>15,113</b>	<b>159,413</b>	<b>156,139</b>	<b>514,094</b>	<b>511,111</b>
<b>State Total With Denver County Court</b>		<b>16,544</b>	<b>n/a <sup>(b)</sup></b>	<b>273,053</b>	<b>n/a <sup>(b)</sup></b>	<b>682,778</b>	<b>n/a <sup>(b)</sup></b>

(a) Denver County Court filings based on a calendar year, 2003

(b) Terminations numbers are not available.

(c) Denver County Traffic and Infractions filings are combined.

(d) Total State termination figure does not include Felony Complaint.

Table 27: Court and Jury Trials for County Court, FY2004

District	Court Location	Civil		Misdemeanor <sup>(a)</sup>		Small Claims		Traffic <sup>(b)</sup>		Total	
		Court	Jury	Court	Jury	Court	Jury	Court	Jury	Court	Jury
1	Gilpin	3	0	2	4	5	0	0	0	10	4
	Jefferson	167	3	39	41	432	0	37	24	675	68
	<b>Total</b>	170	3	41	45	437	0	37	24	685	72
3	Huerfano	6	0	0	3	25	0	2	0	33	3
	Las Animas	9	0	11	1	27	0	3	0	50	1
	<b>Total</b>	15	0	11	4	52	0	5	0	83	4
4	El Paso	217	7	35	88	357	0	19	16	628	111
	Teller	0	0	17	10	0	0	3	8	20	18
	<b>Total</b>	217	7	52	98	357	0	22	24	648	129
5	Clear Creek	3	1	1	2	2	0	2	4	8	7
	Eagle-Basalt	3	0	1	0	4	0	1	0	9	0
	Eagle	14	1	0	4	93	0	1	3	108	8
	Lake	0	0	1	3	0	0	0	1	1	4
	Summit	5	0	7	3	68	0	2	6	82	9
	<b>Total</b>	25	2	10	12	167	0	6	14	208	28
6	Archuleta	9	0	4	1	42	0	1	5	56	6
	La Plata	28	0	4	11	67	0	16	10	115	21
	San Juan	0	0	0	0	0	0	0	0	0	0
	<b>Total</b>	37	0	8	12	109	0	17	15	171	27
7	Delta	7	0	2	2	40	0	2	5	51	7
	Gunnison	2	1	9	4	17	0	4	3	32	8
	Hinsdale	0	0	0	0	0	0	0	0	0	0
	Montrose-Nucla	1	0	1	2	0	0	0	0	2	2
	Montrose	9	0	10	2	29	0	8	3	56	5
	Ouray	1	0	0	0	11	0	0	0	12	0
	San Miguel	1	0	1	1	11	0	0	2	13	3
	<b>Total</b>	21	1	23	11	108	0	14	13	166	25
8	Jackson	1	0	0	0	3	0	1	0	5	0
	Larimer	47	3	28	12	254	0	11	8	340	23
	<b>Total</b>	48	3	28	12	257	0	12	8	345	23
9	Garfield-Rifle	9	0	3	6	25	0	5	3	42	9
	Garfield	28	1	0	2	42	0	0	6	70	9
	Pitkin	10	0	2	1	44	0	0	2	56	3
	Rio Blanco-Meeker	0	0	1	0	1	0	1	1	3	1
	Rio Blanco-Rangley	4	0	2	0	7	0	6	0	19	0
<b>Total</b>	51	1	8	9	119	0	12	12	190	22	
10	Pueblo	77	0	9	30	83	0	2	25	171	55
11	Chaffee	7	2	4	0	30	0	0	0	41	2
	Custer	3	0	0	0	26	0	0	0	29	0
	Fremont	25	2	4	8	15	0	4	0	48	10
	Park	0	0	1	1	7	0	3	1	11	2
<b>Total</b>	35	4	9	9	78	0	7	1	129	14	

(a) Misdemeanor figures include domestic violence cases.

(b) Traffic figures include DUI/DWAI cases.

Table 27: Court and Jury Trials for County Court, FY2004

District	Court Location	Civil		Misdemeanor <sup>(a)</sup>		Small Claims		Traffic <sup>(b)</sup>		Total	
		Court	Jury	Court	Jury	Court	Jury	Court	Jury	Court	Jury
12	Alamosa	2	0	1	2	10	0	3	0	16	2
	Conejos	4	0	5	2	5	0	5	1	19	3
	Costilla	4	0	9	7	6	0	5	2	24	9
	Mineral	0	0	0	0	1	0	0	0	1	0
	Rio Grande	1	0	1	0	15	0	0	0	17	0
	Saguache	0	0	1	0	0	0	0	0	1	0
	<b>Total</b>	11	0	17	11	37	0	13	3	78	14
13	Kit Carson	2	0	5	0	17	0	0	1	24	1
	Logan	11	0	3	3	27	0	3	1	44	4
	Morgan	10	0	3	3	28	0	3	0	44	3
	Phillips	0	0	0	0	0	0	0	0	0	0
	Sedgwick	0	0	0	0	2	0	0	0	2	0
	Washington	1	1	0	1	0	0	0	0	1	2
	Yuma	5	0	1	0	11	0	0	1	17	1
<b>Total</b>	29	1	12	7	85	0	6	3	132	11	
14	Grand	4	0	6	5	13	0	1	1	24	6
	Moffat	10	0	1	6	14	0	0	1	25	7
	Routt	6	0	8	7	52	0	5	2	71	9
	<b>Total</b>	20	0	15	18	79	0	6	4	120	22
15	Baca	1	0	0	0	4	0	0	0	5	0
	Cheyenne	0	0	2	0	0	0	0	0	2	0
	Kiowa	0	0	1	0	3	0	0	0	4	0
	Prowers	13	0	3	2	17	0	0	2	33	4
	<b>Total</b>	14	0	6	2	24	0	0	2	44	4
16	Bent	4	0	3	2	10	0	0	1	17	3
	Crowley	0	0	0	2	8	0	1	2	9	4
	Otero	7	0	5	5	35	0	2	2	49	7
	<b>Total</b>	11	0	8	9	53	0	3	5	75	14
17	Adams	124	0	16	61	229	0	11	30	380	91
	Broomfield	12	1	1	10	40	0	3	8	56	19
	<b>Total</b>	136	1	17	71	269	0	14	38	436	110
18	Arapahoe-Aurora	54	1	3	12	312	0	3	8	372	21
	Arapahoe-Littleton	111	2	4	51	226	0	6	8	347	61
	Douglas	26	0	29	18	70	0	19	11	144	29
	Elbert	11	0	0	0	33	0	1	0	45	0
	Lincoln	2	0	0	0	11	0	1	0	14	0
	<b>Total</b>	204	3	36	81	652	0	30	27	922	111
19	Weld	178	3	10	24	241	0	8	10	437	37
20	Boulder-Longmont	8	0	0	5	71	0	0	1	79	6
	Boulder	20	3	9	17	253	0	8	26	290	46
	<b>Total</b>	28	2	9	19	324	0	8	23	369	44
21	Mesa	104	3	25	18	56	0	7	17	192	38
22	Dolores	1	0	0	0	1	0	0	1	2	1
	Montezuma	2	0	3	4	20	0	2	2	27	6
	<b>Total</b>	3	0	3	4	21	0	2	3	29	7
<b>State Total</b>		<b>1,434</b>	<b>34</b>	<b>357</b>	<b>506</b>	<b>3,608</b>	<b>0</b>	<b>231</b>	<b>271</b>	<b>5630</b>	<b>811</b>

(a) Misdemeanor figures include domestic violence cases.

(b) Traffic figures include DUI/DWAI cases.



**Table 28: DUI/DWAI Filings by District  
FY 1995 to FY 2004**

<b>District</b>	<b>FY95</b>	<b>FY96</b>	<b>FY97</b>	<b>FY98</b>	<b>FY99</b>	<b>FY00</b>	<b>FY01</b>	<b>FY02</b>	<b>FY03</b>	<b>FY04</b>
<b>1</b>	3,889	3,251	3,080	2,850	2,665	2,967	2,845	3,124	3,023	3,109
<b>Denver County<sup>(a)</sup></b>	5,043	4,497	4,412	3,792	4,419	4,428	3,523	2,822	3,050	2,424
<b>3</b>	359	346	381	374	418	441	348	316	287	255
<b>4</b>	3,980	4,234	4,200	4,383	4,069	3,393	3,532	3,420	3,480	3,548
<b>5</b>	1,040	1,068	1,080	1,475	1,727	1,846	1,434	1,504	1,400	1,394
<b>6</b>	567	677	779	640	848	870	803	737	815	660
<b>7</b>	827	831	834	804	912	734	768	759	658	659
<b>8</b>	2,238	2,537	2,601	2,397	2,501	2,358	2,123	2,391	2,574	2,390
<b>9</b>	884	1,038	915	969	979	1,078	1,044	930	875	798
<b>10</b>	1,790	1,394	1,756	2,048	2,062	1,704	1,420	1,249	1,374	1,316
<b>11</b>	733	834	841	714	608	461	558	530	530	538
<b>12</b>	655	720	658	873	935	1,015	837	712	507	560
<b>13</b>	759	957	927	1,013	896	850	745	732	773	575
<b>14</b>	463	542	544	515	603	554	552	582	527	444
<b>15</b>	220	232	373	346	381	318	281	306	292	201
<b>16</b>	547	660	577	568	446	330	309	301	251	234
<b>17</b>	2,991	3,628	3,723	3,584	3,893	3,734	3,513	3,496	3,717	3,920
<b>18</b>	5,057	4,981	4,462	4,110	4,671	4,396	4,133	3,912	4,053	3,848
<b>19</b>	1,539	1,824	1,861	2,315	2,465	1,890	1,895	1,668	1,665	1,471
<b>20</b>	2,357	2,092	2,355	2,741	2,961	2,987	3,353	3,291	2,777	2,304
<b>21</b>	607	731	853	878	999	987	902	1,093	902	977
<b>22</b>	600	358	250	284	376	329	317	229	178	227
<b>State Totals Without Denver County Court</b>	<b>32,102</b>	<b>32,935</b>	<b>33,050</b>	<b>33,881</b>	<b>35,415</b>	<b>33,242</b>	<b>31,712</b>	<b>31,282</b>	<b>30,658</b>	<b>29,428</b>
<b>State Totals<sup>(b)</sup></b>	<b>37,145</b>	<b>37,432</b>	<b>37,462</b>	<b>37,673</b>	<b>39,834</b>	<b>37,670</b>	<b>35,235</b>	<b>34,104</b>	<b>33,708</b>	<b>31,852</b>

(a) Denver County Court figures based on a calendar year, 2003

(b) State Totals do not include DUI charges filed with Misdemeanor or Criminal case classes.

Table 29: County Court Civil Filings by Type, FY 2004

District	Court Location	Change of Venue*	Restraining Order, Domestic Abuse	Restraining Order	Forcible Entry & Detainer	Foreign Judgment	Money	Name Change	Other	Replevin	Total
1	Gilpin	0	2	12	12	0	145	2	5	0	178
	Jefferson	43	818	568	5,979	2	13,221	257	215	38	21,141
	<b>Total</b>	43	820	580	5,991	2	13,366	259	220	38	21,319
3	Huerfano	1	2	21	15	2	228	0	2	1	272
	Las Animas	3	26	95	26	0	547	6	1	1	705
	<b>Total</b>	4	28	116	41	2	775	6	3	2	977
4	El Paso	13	2,035	729	7,553	2	16,403	259	54	85	27,133
	Teller	0	100	56	89	0	323	8	5	1	582
	<b>Total</b>	13	2,135	785	7,642	2	16,726	267	59	86	27,715
5	Clear Creek	0	7	34	55	0	100	6	3	1	206
	Eagle-Basalt	0	0	8	24	0	26	9	0	0	67
	Eagle Lake	5	3	72	105	0	435	15	2	2	639
	Summit	0	3	15	65	0	113	2	0	0	198
	<b>Total</b>	5	23	171	322	0	932	46	7	3	1,509
6	Archuleta	0	25	15	30	0	112	8	4	2	196
	La Plata	0	93	152	125	1	790	40	4	5	1,210
	San Juan	0	0	2	0	0	4	0	1	0	7
	<b>Total</b>	0	118	169	155	1	906	48	9	7	1,413
7	Delta	2	103	82	51	0	602	10	4	6	860
	Gunnison	1	32	30	16	1	183	10	1	0	274
	Hinsdale	0	1	2	3	0	1	2	0	0	9
	Montrose-Nucla	0	5	3	3	0	69	0	0	0	80
	Montrose	3	173	94	148	0	886	20	6	7	1,337
	Ouray	0	13	15	2	0	35	1	0	0	66
	San Miguel	2	7	11	8	1	83	16	1	0	129
	<b>Total</b>	8	334	237	231	2	1,859	59	12	13	2,755
8	Jackson	0	0	8	0	0	13	0	0	0	21
	Larimer	9	264	353	1,405	6	6,592	159	17	14	8,819
	<b>Total</b>	9	264	361	1,405	6	6,605	159	17	14	8,840
9	Garfield-Rifle	0	19	13	64	0	61	5	1	0	163
	Garfield	9	60	43	135	2	922	24	8	0	1,203
	Pitkin	3	1	36	25	0	184	8	7	0	264
	Rio Blanco-Meeker	0	8	17	4	0	68	2	2	0	101
	Rio Blanco-Rangley	0	5	9	2	0	7	2	2	0	27
<b>Total</b>	12	93	118	230	2	1,242	41	20	0	1,758	
10	Pueblo	4	522	453	892	0	6,043	64	26	6	8,010
11	Chaffee	2	20	18	25	0	179	11	5	0	260
	Custer	0	5	19	5	0	28	1	3	0	61
	Fremont	1	0	214	142	1	909	27	0	3	1,297
	Park	1	19	27	48	0	149	8	5	0	257
<b>Total</b>	4	44	278	220	1	1,265	47	13	3	1,875	

\*Cases opened in another county -- "Change of Venue" is not a cause of action.

Table 29: County Court Civil Filings by Type, FY 2004

District	Court Location	Change of Venue*	Restraining Order, Domestic Abuse	Restraining Order	Forcible Entry & Detainer	Foreign Judgment	Money	Name Change	Other	Replevin	Total
12	Alamosa	0	4	107	15	0	277	6	10	3	422
	Conejos	0	11	24	3	0	116	4	3	1	162
	Costilla	0	3	52	3	0	33	0	20	1	112
	Mineral	0	0	1	1	0	4	2	0	0	8
	Rio Grande	5	15	30	12	0	166	2	4	0	234
	Saguache	0	5	26	6	0	62	6	2	0	107
	<b>Total</b>		5	38	240	40	0	658	20	39	5
13	Kit Carson	0	3	7	9	0	301	3	12	0	335
	Logan	3	22	29	64	3	1,004	5	0	6	1,136
	Morgan	1	55	63	86	1	1,644	20	0	6	1,876
	Phillips	0	0	6	5	0	172	4	1	0	188
	Sedgwick	0	4	11	3	1	107	2	2	0	130
	Washington	0	13	12	4	0	164	1	2	0	196
	Yuma	0	2	23	12	2	386	4	2	1	432
<b>Total</b>		4	99	151	183	7	3,778	39	19	13	4,293
14	Grand	3	19	28	42	0	161	12	4	0	269
	Moffat	1	12	12	41	0	325	8	3	3	405
	Routt	0	6	55	50	0	374	8	12	0	505
	<b>Total</b>	4	37	95	133	0	860	28	19	3	1,179
15	Baca	0	8	2	1	0	54	0	1	1	67
	Cheyenne	0	1	4	0	0	24	0	0	0	29
	Kiowa	0	3	0	0	0	30	0	0	0	33
	Prowers	0	42	19	9	2	530	4	2	1	609
	<b>Total</b>	0	54	25	10	2	638	4	3	2	738
16	Bent	1	12	26	7	0	161	2	0	0	209
	Crowley	0	8	7	10	0	61	2	0	1	89
	Otero	0	67	65	39	0	743	13	2	2	931
	<b>Total</b>	1	87	98	56	0	965	17	2	3	1,229
17	Adams	51	629	424	8,683	2	13,140	158	51	25	23,163
	Broomfield	2	60	44	574	0	872	33	4	0	1,589
	<b>Total</b>	53	689	468	9,257	2	14,012	191	55	25	24,752
18	Arapahoe-Aurora	17	1,113	468	4,300	1	4,261	192	25	8	10,385
	Arapahoe-Littleton	34	298	331	6,848	2	11,707	114	14	51	19,399
	Douglas	6	222	181	1,365	1	3,232	131	42	6	5,186
	Elbert	3	15	50	60	0	209	15	2	1	355
	Lincoln	1	22	21	11	0	94	4	0	0	153
	<b>Total</b>	61	1,670	1,051	12,584	4	19,503	456	83	66	35,478
19	Weld	4	447	310	1,367	2	5,648	91	9	12	7,890
20	Boulder	10	132	152	1,164	0	3,662	144	26	5	5,295
	Boulder-Longmont	2	118	65	226	1	1,426	52	14	5	1,909
	<b>Total</b>	12	250	217	1,390	1	5,088	196	40	10	7,204
21	Mesa	5	109	136	918	0	3,446	74	8	5	4,701
22	Dolores	0	0	2	3	0	16	1	0	0	22
	Montezuma	1	56	82	70	0	397	13	3	0	622
	<b>Total</b>	1	56	84	73	0	413	14	3	0	644
<b>State Total</b>		<b>252</b>	<b>7,917</b>	<b>6,143</b>	<b>43,140</b>	<b>36</b>	<b>104,728</b>	<b>2,126</b>	<b>666</b>	<b>316</b>	<b>165,324</b>
<b>Percent of State Total</b>		<b>0.15%</b>	<b>4.79%</b>	<b>3.72%</b>	<b>26.09%</b>	<b>0.02%</b>	<b>63.35%</b>	<b>1.29%</b>	<b>0.40%</b>	<b>0.19%</b>	<b>100.00%</b>

\*Cases opened in another county -- "Change of Venue" is not a cause of action.

Table 30: County Court Misdemeanor Filings by Type, FY 2004

District	Court Location	Alcohol	Cruelty to Animals	Arson	Assault	Animal Violation	Violation Bail Conditions	Child Abuse	Criminal Mischief	Drugs
1	Gilpin	14	0	0	7	57	0	8	6	31
	Jefferson	115	5	3	185	372	1	417	67	846
	<b>Total</b>	129	5	3	192	429	1	425	73	877
3	Huerfano	22	0	0	16	0	3	10	6	66
	Las Animas	41	0	1	36	5	0	3	19	45
	<b>Total</b>	63	0	1	52	5	3	13	25	111
4	El Paso	401	102	1	506	263	0	233	299	1,436
	Teller	36	0	6	20	92	3	20	5	106
	<b>Total</b>	437	102	7	526	355	3	253	304	1,542
5	Clear Creek	21	0	1	18	45	24	4	6	60
	Eagle-Basalt	3	0	0	1	23	0	2	2	6
	Eagle	79	0	0	53	77	0	15	10	101
	Lake	4	0	0	23	26	6	16	6	36
	Summit	106	4	0	33	49	26	12	26	129
	<b>Total</b>	192	4	0	110	175	32	45	44	332
6	Archuleta	22	16	0	8	23	5	4	3	24
	La Plata	6	1	3	22	242	7	13	18	143
	San Juan	4	0	0	1	0	0	0	1	3
	<b>Total</b>	32	17	3	31	265	12	17	22	170
7	Delta	16	0	0	30	8	3	10	12	80
	Gunnison	50	0	0	22	46	15	6	14	68
	Hinsdale	0	0	0	0	0	0	0	0	2
	Montrose-Nucla	3	0	0	5	1	0	1	0	2
	Montrose	5	3	0	23	11	4	19	15	62
	Ouray	0	1	0	3	2	0	0	1	20
	San Miguel	1	0	0	11	5	0	3	6	26
	<b>Total</b>	75	4	0	94	73	22	39	48	260
8	Jackson	14	0	0	9	0	0	2	1	0
	Larimer	508	1	8	238	119	9	105	127	931
	<b>Total</b>	522	1	8	247	119	9	107	128	931
9	Garfield-Rifle	68	0	0	42	88	4	9	5	67
	Garfield	27	1	1	31	22	4	24	9	52
	Pitkin	1	0	0	15	7	2	10	8	27
	Rio Blanco-Meeker	25	0	0	11	2	1	1	1	4
	Rio Blanco-Rangley	3	0	0	3	0	1	2	3	14
	<b>Total</b>	124	1	1	102	119	12	46	26	164
10	Pueblo	188	1	0	196	286	0	106	62	136
11	Chaffee	17	2	1	26	17	25	16	8	56
	Custer	9	0	0	4	1	0	1	2	4
	Fremont	25	3	2	48	10	0	26	22	78
	Park	55	1	0	14	55	2	7	3	77
	<b>Total</b>	106	6	3	92	83	27	50	35	215

Table 30: County Court Misdemeanor Filings by Type, FY 2004

District	Court Location	Domestic Violence	Escape	Fraud	Forgery	Gambling	Harassment	Habitual Traffic	Municipal Appeal	Menacing
1	Gilpin	48	0	46	73	147	17	8	0	2
	Jefferson	1,280	31	16	12	0	125	403	0	11
	<i>Total</i>	1,328	31	62	85	147	142	411	0	13
3	Huerfano	39	0	2	0	0	11	18	1	0
	Las Animas	69	1	3	0	0	37	12	0	12
	<i>Total</i>	108	1	5	0	0	48	30	1	12
4	El Paso	3,265	77	115	8	1	413	307	0	53
	Teller	90	0	3	2	22	41	0	0	1
	<i>Total</i>	3,355	77	118	10	23	454	307	0	54
5	Clear Creek	54	0	0	0	0	9	0	0	0
	Eagle-Basalt	18	0	0	0	0	8	0	0	0
	Eagle	154	1	1	1	0	49	14	0	2
	Lake	64	1	3	0	0	15	1	0	2
	Summit	121	2	22	0	0	35	1	0	3
	<i>Total</i>	411	4	26	1	0	116	16	0	7
6	Archuleta	60	0	2	0	0	23	0	0	0
	La Plata	206	2	0	1	0	22	3	0	2
	San Juan	3	0	0	0	0	1	0	0	1
	<i>Total</i>	269	2	2	1	0	46	3	0	3
7	Delta	103	2	13	0	0	20	6	0	2
	Gunnison	64	0	10	0	0	29	1	0	3
	Hinsdale	0	0	1	0	0	4	1	0	0
	Montrose-Nucla	9	0	0	0	0	1	6	0	0
	Montrose	153	2	32	8	0	15	16	0	0
	Ouray	2	0	0	0	0	3	0	0	0
	San Miguel	20	0	3	1	0	5	4	0	0
	<i>Total</i>	351	4	59	9	0	77	34	0	5
	8	Jackson	4	0	0	0	0	1	0	0
Larimer		1,097	5	5	3	0	198	140	0	24
<i>Total</i>		1,101	5	5	3	0	199	140	0	25
9	Garfield-Rifle	182	0	0	0	0	26	14	0	3
	Garfield	90	0	1	1	0	18	1	0	6
	Pitkin	53	0	3	0	0	6	0	0	0
	Rio Blanco-Meeker	8	0	0	0	0	7	0	0	1
	Rio Blanco-Rangley	13	0	2	0	0	15	0	0	1
	<i>Total</i>	346	0	6	1	0	72	15	0	11
10	Pueblo	843	6	5	3	0	52	14	2	25
11	Chaffee	74	6	19	1	0	28	14	0	3
	Custer	2	0	5	0	0	9	1	0	1
	Fremont	180	0	93	0	0	83	0	0	6
	Park	38	0	0	0	0	17	0	0	0
	<i>Total</i>	294	6	117	1	0	137	15	0	10

Table 30: County Court Misdemeanor Filings by Type, FY 2004

District	Court Location	Other	Public Indecency	Perjury	Public Peace and Order	Prostitution	Sex Offenses	Theft	Trespass	Under Age Alcohol Offense
1	Gilpin	41	0	0	12	0	2	22	16	4
	Jefferson	1,048	27	0	121	7	78	408	43	918
	<b>Total</b>	<b>1,089</b>	<b>27</b>	<b>0</b>	<b>133</b>	<b>7</b>	<b>80</b>	<b>430</b>	<b>59</b>	<b>922</b>
3	Huerfano	42	0	0	12	0	0	8	7	88
	Las Animas	77	0	0	52	0	3	52	7	152
	<b>Total</b>	<b>119</b>	<b>0</b>	<b>0</b>	<b>64</b>	<b>0</b>	<b>3</b>	<b>60</b>	<b>14</b>	<b>240</b>
4	El Paso	575	34	2	313	21	93	491	61	1,205
	Teller	69	0	0	8	0	4	27	6	61
	<b>Total</b>	<b>644</b>	<b>34</b>	<b>2</b>	<b>321</b>	<b>21</b>	<b>97</b>	<b>518</b>	<b>67</b>	<b>1,266</b>
5	Clear Creek	35	0	0	2	0	2	5	16	61
	Eagle-Basalt	8	0	0	0	0	3	0	10	3
	Eagle	18	0	0	78	0	8	53	23	102
	Lake	56	0	0	1	0	0	4	16	64
	Summit	115	0	0	20	0	1	68	26	75
	<b>Total</b>	<b>232</b>	<b>0</b>	<b>0</b>	<b>101</b>	<b>0</b>	<b>14</b>	<b>130</b>	<b>91</b>	<b>305</b>
6	Archuleta	36	0	0	2	0	1	6	5	40
	La Plata	78	3	0	2	0	4	34	20	38
	San Juan	0	0	0	0	0	0	1	10	1
	<b>Total</b>	<b>114</b>	<b>3</b>	<b>0</b>	<b>4</b>	<b>0</b>	<b>5</b>	<b>41</b>	<b>35</b>	<b>79</b>
7	Delta	79	0	0	6	0	6	13	2	46
	Gunnison	4	0	0	58	0	2	16	10	69
	Hinsdale	6	0	0	0	0	0	0	0	0
	Montrose-Nucla	4	0	0	0	0	0	1	0	12
	Montrose	161	2	0	22	0	2	9	7	116
	Ouray	8	0	0	1	0	0	0	7	5
	San Miguel	17	0	0	7	0	0	7	13	15
	<b>Total</b>	<b>279</b>	<b>2</b>	<b>0</b>	<b>94</b>	<b>0</b>	<b>10</b>	<b>46</b>	<b>39</b>	<b>263</b>
8	Jackson	6	0	0	2	0	0	0	0	9
	Larimer	983	24	1	176	2	42	303	147	1,174
	<b>Total</b>	<b>989</b>	<b>24</b>	<b>1</b>	<b>178</b>	<b>2</b>	<b>42</b>	<b>303</b>	<b>147</b>	<b>1,183</b>
9	Garfield-Rifle	55	1	0	8	0	2	8	9	55
	Garfield	46	1	0	10	0	4	20	6	118
	Pitkin	40	2	0	0	0	1	12	13	69
	Rio Blanco-Meeker	17	0	0	0	0	0	2	10	3
	Rio Blanco-Rangley	11	0	0	3	0	0	0	1	6
	<b>Total</b>	<b>169</b>	<b>4</b>	<b>0</b>	<b>21</b>	<b>0</b>	<b>7</b>	<b>42</b>	<b>39</b>	<b>251</b>
10	Pueblo	190	0	0	551	3	23	186	57	356
11	Chaffee	42	0	0	2	0	1	11	2	52
	Custer	7	0	0	3	0	0	0	0	0
	Fremont	217	1	0	0	0	3	48	16	134
	Park	54	0	0	1	0	1	1	13	9
	<b>Total</b>	<b>320</b>	<b>1</b>	<b>0</b>	<b>6</b>	<b>0</b>	<b>5</b>	<b>60</b>	<b>31</b>	<b>195</b>

Table 30: County Court Misdemeanor Filings by Type, FY 2004

District	Court Location	Wildlife	Weapon	Total
1	Gilpin	10	6	577
	Jefferson	16	62	6,617
	<b>Total</b>	26	68	7,194
3	Huerfano	11	2	364
	Las Animas	26	7	660
	<b>Total</b>	37	9	1,024
4	El Paso	27	147	10,449
	Teller	8	8	638
	<b>Total</b>	35	155	11,087
5	Clear Creek	6	6	375
	Eagle-Basalt	2	0	89
	Eagle	29	8	876
	Lake	19	0	363
	Summit	19	3	896
<b>Total</b>	75	17	2,599	
6	Archuleta	14	3	297
	La Plata	18	4	892
	San Juan	1	0	27
	<b>Total</b>	33	7	1,216
7	Delta	11	2	470
	Gunnison	28	0	515
	Hinsdale	11	2	27
	Montrose-Nucla	12	4	61
	Montrose	16	14	717
	Ouray	20	1	74
	San Miguel	7	3	154
	<b>Total</b>	105	26	2,018
8	Jackson	11	0	60
	Larimer	84	80	6,534
	<b>Total</b>	95	80	6,594
9	Garfield-Rifle	44	5	695
	Garfield	14	9	516
	Pitkin	10	1	280
	Rio Blanco-Meeker	14	0	107
	Rio Blanco-Rangley	3	1	82
	<b>Total</b>	85	16	1,680
10	Pueblo	250	26	3,567
11	Chaffee	28	3	454
	Custer	27	0	76
	Fremont	35	3	1,033
	Park	81	4	433
	<b>Total</b>	171	10	1,996

Table 30: County Court Misdemeanor Filings by Type, FY 2004

District	Court Location	Alcohol	Cruelty to Animals	Arson	Assault	Animal Violation	Violation Bail Conditions	Child Abuse	Criminal Mischief	Drugs
12	Alamosa	60	1	0	42	5	0	12	12	63
	Conejos	23	1	0	17	3	0	2	9	6
	Costilla	8	0	0	8	2	0	2	2	9
	Mineral	0	0	0	2	0	0	0	1	0
	Rio Grande	8	0	0	18	4	0	4	13	79
	Saguache	18	0	0	19	3	0	2	10	12
	<b>Total</b>		<b>117</b>	<b>2</b>	<b>0</b>	<b>106</b>	<b>17</b>	<b>0</b>	<b>22</b>	<b>47</b>
13	Kit Carson	8	2	1	6	3	0	6	5	14
	Logan	65	3	0	11	4	1	27	2	36
	Morgan	68	4	1	20	18	0	6	8	125
	Phillips	1	0	0	7	0	1	1	0	2
	Sedgwick	0	0	0	3	0	0	0	0	3
	Washington	1	0	0	11	0	2	2	4	6
	Yuma	0	0	0	15	1	1	5	4	28
	<b>Total</b>		<b>143</b>	<b>9</b>	<b>2</b>	<b>73</b>	<b>26</b>	<b>5</b>	<b>47</b>	<b>23</b>
14	Grand	37	0	0	13	30	2	3	10	62
	Moffat	12	1	2	23	11	1	16	10	38
	Routt	13	0	1	26	31	14	16	4	154
	<b>Total</b>		<b>62</b>	<b>1</b>	<b>3</b>	<b>62</b>	<b>72</b>	<b>17</b>	<b>35</b>	<b>24</b>
15	Baca	3	2	0	6	0	0	1	4	2
	Cheyenne	3	1	0	3	3	0	0	2	2
	Kiowa	0	1	0	1	0	0	0	1	3
	Prowers	38	1	0	15	0	0	6	5	37
	<b>Total</b>		<b>44</b>	<b>5</b>	<b>0</b>	<b>25</b>	<b>3</b>	<b>0</b>	<b>7</b>	<b>12</b>
16	Bent	7	0	0	8	18	0	0	3	5
	Crowley	4	0	0	1	2	0	4	6	9
	Otero	18	1	0	39	9	0	6	15	49
	<b>Total</b>		<b>29</b>	<b>1</b>	<b>0</b>	<b>48</b>	<b>29</b>	<b>0</b>	<b>10</b>	<b>24</b>
17	Adams	406	6	1	130	173	1	260	52	357
	Broomfield	5	1	0	52	0	1	29	9	26
	<b>Total</b>		<b>411</b>	<b>7</b>	<b>1</b>	<b>182</b>	<b>173</b>	<b>2</b>	<b>289</b>	<b>61</b>
18	Arapahoe-Aurora	11	3	1	87	3	0	295	16	335
	Arapahoe-Littleton	91	1	4	51	132	0	74	18	254
	Douglas	199	6	0	121	208	0	87	35	243
	Elbert	23	0	0	15	17	0	1	1	31
	Lincoln	9	0	1	13	6	1	5	2	58
	<b>Total</b>		<b>333</b>	<b>10</b>	<b>6</b>	<b>287</b>	<b>366</b>	<b>1</b>	<b>462</b>	<b>72</b>
19	Weld	164	4	1	138	94	5	126	46	306
20	Boulder	161	1	4	153	42	10	102	77	597
	Boulder-Longmont	3	0	0	36	7	5	64	26	136
	<b>Total</b>		<b>164</b>	<b>1</b>	<b>4</b>	<b>189</b>	<b>49</b>	<b>15</b>	<b>166</b>	<b>103</b>
21	Mesa	104	5	3	138	433	0	67	70	759
22	Dolores	0	0	0	2	0	0	1	1	2
	Montezuma	23	1	0	58	22	0	15	17	67
	<b>Total</b>		<b>23</b>	<b>1</b>	<b>0</b>	<b>60</b>	<b>22</b>	<b>0</b>	<b>16</b>	<b>18</b>
<b>State Total</b>		<b>3,483</b>	<b>187</b>	<b>47</b>	<b>2,968</b>	<b>3,238</b>	<b>190</b>	<b>2,352</b>	<b>1,273</b>	<b>8,653</b>
<b>Percent of State Total</b>		<b>4.66%</b>	<b>0.25%</b>	<b>0.06%</b>	<b>3.97%</b>	<b>4.33%</b>	<b>0.25%</b>	<b>3.15%</b>	<b>1.70%</b>	<b>11.57%</b>



Table 30: County Court Misdemeanor Filings by Type, FY 2004

District	Court Location	Domestic Violence	Escape	Fraud	Forgery	Gambling	Harassment	Habitual Traffic	Municipal Appeal	Menacing
12	Alamosa	125	0	148	1	0	29	23	0	6
	Conejos	16	1	20	0	0	37	6	3	1
	Costilla	12	0	8	0	0	4	3	0	3
	Mineral	0	0	1	0	0	0	0	0	0
	Rio Grande	70	1	96	0	0	18	0	1	0
	Saguache	39	0	12	0	0	31	1	1	5
	<b>Total</b>		262	2	285	1	0	119	33	5
13	Kit Carson	22	0	5	0	0	7	0	0	1
	Logan	92	0	6	2	0	3	20	0	0
	Morgan	123	1	3	1	0	19	27	1	0
	Phillips	14	0	0	0	0	2	0	0	2
	Sedgwick	6	0	2	0	0	2	0	1	1
	Washington	7	0	2	0	0	10	0	0	1
	Yuma	22	0	6	0	0	14	1	0	1
	<b>Total</b>		286	1	24	3	0	57	48	2
14	Grand	92	0	12	0	0	16	0	0	1
	Moffat	99	4	2	0	0	16	2	0	4
	Routt	40	0	21	1	0	12	2	1	3
	<b>Total</b>		231	4	35	1	0	44	4	1
15	Baca	12	0	1	0	0	2	2	0	1
	Cheyenne	3	0	7	0	0	0	1	0	1
	Kiowa	1	0	2	0	0	0	1	0	0
	Prowers	54	0	88	1	0	12	10	0	0
	<b>Total</b>		70	0	98	1	0	14	14	0
16	Bent	30	0	4	0	0	4	0	0	2
	Crowley	19	0	1	0	0	6	0	0	1
	Otero	149	0	6	1	0	48	0	2	10
	<b>Total</b>		198	0	11	1	0	58	0	2
17	Adams	1,274	4	0	2	0	63	346	0	10
	Broomfield	152	0	1	2	0	1	21	0	3
	<b>Total</b>		1,426	4	1	4	0	64	367	0
18	Arapahoe-Aurora	196	4	1	1	2	68	218	0	13
	Arapahoe-Littleton	835	6	1	7	0	57	158	0	4
	Douglas	586	0	2	2	0	71	53	0	10
	Elbert	31	0	2	0	0	10	2	0	2
	Lincoln	16	0	7	0	0	8	10	0	0
	<b>Total</b>		1,664	10	13	10	2	214	441	0
19	Weld	1,116	44	112	6	0	92	200	0	14
20	Boulder	425	35	4	0	0	150	41	0	14
	Boulder-Longmont	346	5	2	1	0	26	50	0	5
	<b>Total</b>		771	40	6	1	0	176	91	0
21	Mesa	728	2	7	2	0	127	1	0	5
22	Dolores	4	0	0	0	0	1	0	0	0
	Montezuma	93	0	45	0	0	28	27	0	1
	<b>Total</b>		97	0	45	0	0	29	27	0
<b>State Total</b>		<b>15,255</b>	<b>243</b>	<b>1,042</b>	<b>144</b>	<b>172</b>	<b>2,337</b>	<b>2,211</b>	<b>13</b>	<b>290</b>
<b>Percent of State Total</b>		<b>20.40%</b>	<b>0.32%</b>	<b>1.39%</b>	<b>0.19%</b>	<b>0.23%</b>	<b>3.13%</b>	<b>2.96%</b>	<b>0.02%</b>	<b>0.39%</b>

Table 30: County Court Misdemeanor Filings by Type, FY 2004

District	Court Location	Other	Public Indecency	Perjury	Public Peace and Order	Prostitution	Sex Offenses	Theft	Trespass	Under Age Alcohol Offense
12	Alamosa	96	0	0	10	0	2	18	6	56
	Conejos	23	0	0	3	0	0	2	0	22
	Costilla	6	0	0	5	0	0	1	9	0
	Mineral	5	0	0	0	0	0	1	0	5
	Rio Grande	50	0	0	0	0	0	26	8	86
	Saguache	29	0	0	0	0	0	3	5	23
	<b>Total</b>	<b>209</b>	<b>0</b>	<b>0</b>	<b>18</b>	<b>0</b>	<b>2</b>	<b>51</b>	<b>28</b>	<b>192</b>
13	Kit Carson	5	0	1	9	0	0	6	0	5
	Logan	27	2	0	27	1	1	10	3	90
	Morgan	147	0	0	2	0	6	7	18	38
	Phillips	6	0	0	0	0	0	0	0	6
	Sedgwick	3	0	0	0	0	0	3	0	4
	Washington	12	1	0	0	0	0	9	3	10
	Yuma	24	0	0	0	0	2	7	1	8
<b>Total</b>	<b>224</b>	<b>3</b>	<b>1</b>	<b>38</b>	<b>1</b>	<b>9</b>	<b>42</b>	<b>25</b>	<b>161</b>	
14	Grand	27	2	0	10	0	3	28	17	104
	Moffat	35	0	1	5	0	0	17	23	64
	Routt	35	2	0	6	0	1	33	19	145
	<b>Total</b>	<b>97</b>	<b>4</b>	<b>1</b>	<b>21</b>	<b>0</b>	<b>4</b>	<b>78</b>	<b>59</b>	<b>313</b>
15	Baca	18	0	0	0	0	0	1	1	16
	Cheyenne	6	0	0	4	0	0	1	0	16
	Kiowa	4	1	0	1	0	0	0	0	3
	Prowers	38	0	0	30	0	1	17	7	66
	<b>Total</b>	<b>66</b>	<b>1</b>	<b>0</b>	<b>35</b>	<b>0</b>	<b>1</b>	<b>19</b>	<b>8</b>	<b>101</b>
16	Bent	12	0	0	5	0	0	5	4	17
	Crowley	7	1	0	11	0	0	2	2	32
	Otero	97	0	0	18	0	3	58	16	135
	<b>Total</b>	<b>116</b>	<b>1</b>	<b>0</b>	<b>34</b>	<b>0</b>	<b>3</b>	<b>65</b>	<b>22</b>	<b>184</b>
17	Adams	1,357	34	0	0	4	60	119	66	273
	Broomfield	68	2	0	90	0	3	250	19	0
	<b>Total</b>	<b>1,425</b>	<b>36</b>	<b>0</b>	<b>90</b>	<b>4</b>	<b>63</b>	<b>369</b>	<b>85</b>	<b>273</b>
18	Arapahoe-Aurora	549	13	0	20	2	20	69	22	665
	Arapahoe-Littleton	374	4	0	31	3	22	347	21	392
	Douglas	534	11	0	126	1	5	175	58	658
	Elbert	42	0	0	0	0	2	6	6	48
	Lincoln	115	0	0	0	0	0	14	1	43
	<b>Total</b>	<b>1,614</b>	<b>28</b>	<b>0</b>	<b>177</b>	<b>6</b>	<b>49</b>	<b>611</b>	<b>108</b>	<b>1,806</b>
19	Weld	358	1	0	48	1	22	176	48	261
20	Boulder	16	14	0	299	0	25	559	79	1,653
	Boulder-Longmont	70	7	0	70	0	5	60	16	36
	<b>Total</b>	<b>86</b>	<b>21</b>	<b>0</b>	<b>369</b>	<b>0</b>	<b>30</b>	<b>619</b>	<b>95</b>	<b>1,689</b>
21	Mesa	394	1	0	15	2	8	227	60	1,146
22	Dolores	7	0	0	3	0	0	1	2	26
	Montezuma	75	1	0	70	0	1	19	14	102
	<b>Total</b>	<b>82</b>	<b>1</b>	<b>0</b>	<b>73</b>	<b>0</b>	<b>1</b>	<b>20</b>	<b>16</b>	<b>128</b>
<b>State Total</b>		<b>8,816</b>	<b>192</b>	<b>5</b>	<b>2,391</b>	<b>47</b>	<b>478</b>	<b>4,093</b>	<b>1,133</b>	<b>11,314</b>
<b>Percent of State Total</b>		<b>11.79%</b>	<b>0.26%</b>	<b>0.01%</b>	<b>3.20%</b>	<b>0.06%</b>	<b>0.64%</b>	<b>5.47%</b>	<b>1.52%</b>	<b>15.13%</b>

Table 30: County Court Misdemeanor Filings by Type, FY 2004

District	Court Location	Wildlife	Weapon	Total
12	Alamosa	0	6	721
	Conejos	11	3	209
	Costilla	14	2	98
	Mineral	3	1	19
	Rio Grande	4	5	491
	Saguache	4	0	217
	<b>Total</b>	36	17	1,755
13	Kit Carson	0	2	108
	Logan	26	9	468
	Morgan	42	6	691
	Phillips	0	0	42
	Sedgwick	2	0	30
	Washington	3	2	86
	<b>Total</b>	73	20	1,566
14	Grand	41	2	512
	Moffat	44	5	435
	Routt	34	4	618
	<b>Total</b>	119	11	1,565
15	Baca	1	0	73
	Cheyenne	3	0	56
	Kiowa	0	0	19
	Prowers	7	2	435
	<b>Total</b>	11	2	583
16	Bent	30	2	156
	Crowley	4	0	112
	Otero	2	2	684
	<b>Total</b>	36	4	952
17	Adams	17	31	5,046
	Broomfield	3	6	744
	<b>Total</b>	20	37	5,790
18	Arapahoe-Aurora	1	30	2,645
	Arapahoe-Littleton	0	28	2,915
	Douglas	86	26	3,303
	Elbert	1	3	243
	<b>Total</b>	97	89	9,426
19	Weld	37	24	3,444
20	Boulder	29	23	4,513
	Boulder-Longmont	17	18	1,011
	<b>Total</b>	46	41	5,524
21	Mesa	86	43	4,433
22	Dolores	12	1	63
	Montezuma	14	10	703
	<b>Total</b>	26	11	766
<b>State Total</b>		<b>1,499</b>	<b>713</b>	<b>74,779</b>
<b>Percent of State Total</b>		<b>2.00%</b>	<b>0.95%</b>	<b>100%</b>

Table 31: County Court Small Claims Filings by Type, FY2004

District	Court Location	Covenant	Change of Venue	Landlord Tenant	Money	Other	Total
1	Gilpin	0	0	0	20	0	20
	Jefferson	5	0	274	1,238	2	1,519
	<i>Total</i>	5	0	274	1,258	2	1,539
3	Huerfano	0	0	0	44	0	44
	Las Animas	0	0	1	89	0	90
	<i>Total</i>	0	0	1	133	0	134
4	El Paso	1	0	161	1,695	0	1,857
	Teller	4	0	0	86	0	90
	<i>Total</i>	5	0	161	1,781	0	1,947
5	Clear Creek	0	1	0	44	0	45
	Eagle-Basalt	0	0	0	23	0	23
	Eagle	0	0	0	241	0	241
	Lake	0	0	0	46	0	46
	Summit	0	0	1	165	0	166
	<i>Total</i>	0	1	1	519	0	521
6	Archuleta	1	0	0	75	0	76
	La Plata	0	0	19	213	2	234
	San Juan	0	0	0	7	0	7
	<i>Total</i>	1	0	19	295	2	317
7	Delta	1	0	2	196	1	200
	Gunnison	0	0	0	75	0	75
	Hinsdale	0	0	0	7	0	7
	Montrose-Nucla	0	0	0	30	0	30
	Montrose	0	0	15	125	0	140
	Ouray	0	0	0	20	1	21
	San Miguel	0	0	5	37	0	42
	<i>Total</i>	1	0	22	490	2	515
8	Jackson	0	0	0	22	0	22
	Larimer	0	0	0	879	0	879
	<i>Total</i>	0	0	0	901	0	901
9	Garfield-Rifle	0	0	0	76	0	76
	Garfield	0	0	18	148	0	166
	Pitkin	1	1	0	101	0	103
	Rio Blanco-Meeker	0	0	0	43	0	43
	Rio Blanco-Rangley	0	0	0	32	0	32
	<i>Total</i>	1	1	18	400	0	420
10	Pueblo	0	0	47	525	1	573
11	Chaffee	0	0	0	78	0	78
	Custer	0	0	2	29	1	32
	Fremont	0	0	0	161	0	161
	Park	0	0	0	76	0	76
	<i>Total</i>	0	0	2	344	1	347

Table 31: County Court Small Claims Filings by Type, FY2004

District	Court Location	Covenant	Change of Venue	Landlord Tenant	Money	Other	Total
12	Alamosa	0	0	0	80	0	80
	Conejos	0	0	0	22	0	22
	Costilla	0	0	0	12	0	12
	Mineral	0	0	0	2	0	2
	Rio Grande	0	0	0	58	0	58
	Saguache	0	0	0	28	1	29
	<i>Total</i>		0	0	0	202	1
13	Kit Carson	0	0	0	49	0	49
	Logan	0	0	13	83	1	97
	Morgan	0	0	10	94	0	104
	Phillips	0	0	0	26	0	26
	Sedgwick	0	0	0	12	0	12
	Washington	0	0	0	24	0	24
	Yuma	0	0	0	99	0	99
	<i>Total</i>		0	0	23	387	1
14	Grand	0	0	1	67	0	68
	Moffat	0	0	1	66	0	67
	Routt	0	1	0	108	0	109
	<i>Total</i>		0	1	2	241	0
15	Baca	0	0	0	22	0	22
	Cheyenne	0	0	0	6	0	6
	Kiowa	0	0	0	16	0	16
	Prowers	0	0	3	84	0	87
	<i>Total</i>		0	0	3	128	0
16	Bent	0	0	1	31	0	32
	Crowley	0	0	0	41	0	41
	Otero	0	0	7	91	0	98
	<i>Total</i>		0	0	8	163	0
17	Adams	0	26	39	1,051	0	1,116
	Broomfield	0	1	0	104	0	105
	<i>Total</i>		0	27	39	1,155	0
18	Arapahoe-Aurora	0	13	2	999	3	1,017
	Arapahoe-Littleton	0	5	0	801	1	807
	Douglas	0	1	1	584	0	586
	Elbert	1	0	2	92	0	95
	Lincoln	0	1	0	28	0	29
	<i>Total</i>		1	20	5	2,504	4
19	Weld	1	3	118	616	1	739
20	Boulder	0	1	0	543	1	545
	Boulder-Longmont	0	1	0	203	0	204
	<i>Total</i>		0	2	0	746	1
21	Mesa	2	0	44	510	0	556
22	Dolores	0	0	0	7	0	7
	Montezuma	0	0	0	112	0	112
	<i>Total</i>		0	0	0	119	0
<i>State Total</i>		17	55	787	13,417	16	14,292
<i>Percent of State Total</i>		0.10%	0.40%	5.50%	93.90%	0.10%	100%

## **WATER COURT JUDGES**

Division One	Greeley	Roger A. Klein
Division Two	Pueblo	C. Dennis Maes
Division Three	Alamosa	O. John Kuenhold
Division Four	Montrose	J. Steven Patrick
Division Five	Glenwood Springs	Thomas W. Ossola
Division Six	Steamboat Springs	Michael A. O'Hara, III
Division Seven	Durango	Gregory G. Lyman

## **DESIGNATED GROUND WATER JUDGES**

Northern High Plains Camp Creek	James R. Leh
Kiowa-Bijou Lost Creek	C. Vincent Phelps, Jr.
Upper Black Squirrel Creek Upper Big Sandy	Larry E. Schwartz
Southern High Plains	Stanley A. Brinkley
Upper Crow Creek	Roger A. Klein

## **WATER COURT**

The Water Right Determination and Administration Act of 1969 created seven water divisions based upon the drainage patterns of major rivers in Colorado: South Platte, Arkansas, Rio Grande, Gunnison, Colorado, White and San Juan Rivers. Each water division is staffed by a division engineer, appointed by the state engineer; a water judge, appointed by the Colorado Supreme Court; a water referee, appointed by the water judge; and a water clerk, assigned by the district court.

Water judges are district judges who have jurisdiction in the determination of water rights, the use and administration of water, and all other water matters within the jurisdiction of the water division. There are no jury trials in water courts, and all appeals are filed directly with the Colorado Supreme Court.

All water courts operate under a standard case definition approved by the Colorado Supreme Court in 1981. This made possible the establishment of water court filing standards, which have been reported annually by water divisions since July 1, 1981.

**Table 32: Water Court Filings, Claims, and Percent Change: FY 2003, FY 2004**

<b>Division</b>	<b>FY03</b>	<b>FY04</b>	<b>Percent Change</b>
<b>One - Weld County, Greeley</b>			
Filings	517	362	-29.98%
Claims	5,242	3,926	-25.10%
<b>Two - Pueblo County, Pueblo</b>			
Filings	148	112	-24.32%
Claims	1,603	830	-48.22%
<b>Three - Alamosa County, Alamosa</b>			
Filings	52	52	0.00%
Claims	132	170	28.79%
<b>Four - Montrose County, Montrose</b>			
Filings	342	257	-24.85%
Claims	694	598	-13.83%
<b>Five - Garfield County, Glenwood Springs</b>			
Filings	363	299	-17.63%
Claims	1,421	2,235	57.28%
<b>Six - Routt County, Steamboat Springs</b>			
Filings	121	98	-19.01%
Claims	147	245	66.67%
<b>Seven - La Plata County, Durango</b>			
Filings	129	105	-18.60%
Claims	238	195	-18.07%
<b>State Total</b>			
<b>Filings</b>	<b>1,672</b>	<b>1,285</b>	<b>-23.15%</b>
<b>Claims</b>	<b>9,477</b>	<b>8,199</b>	<b>-13.49%</b>



# CHIEF PROBATION OFFICERS

## FIRST JUDICIAL DISTRICT

Mike Riede

## SECOND JUDICIAL DISTRICT ADULT

Bob Mowatt

Fran Jamison, Deputy Chief  
Probation Officer

## SECOND JUDICIAL DISTRICT JUVENILE

Susan Donovan

## THIRD JUDICIAL DISTRICT

Bernie Fay

## FOURTH JUDICIAL DISTRICT

Jack Ruszczyk

## FIFTH JUDICIAL DISTRICT

Laurel Lamont

## SIXTH JUDICIAL DISTRICT

Steven W. Brittain

## SEVENTH JUDICIAL DISTRICT

Carrol Warner

## EIGHTH JUDICIAL DISTRICT

Paul Cooper

## NINTH JUDICIAL DISTRICT

Ray Combest

## TENTH JUDICIAL DISTRICT

Kevin Nelan

## ELEVENTH JUDICIAL DISTRICT

Randy Heberer

## TWELFTH JUDICIAL DISTRICT

Richard Pacheco

## THIRTEENTH JUDICIAL DISTRICT

Steven Proctor

## FOURTEENTH JUDICIAL DISTRICT

Cris Arellano

## FIFTEENTH JUDICIAL DISTRICT

Amy Hobbs

## SIXTEENTH JUDICIAL DISTRICT

Thomas Medina

## SEVENTEENTH JUDICIAL DISTRICT

Mike Garcia

## EIGHTEENTH JUDICIAL DISTRICT

Robin Leaf

## NINETEENTH JUDICIAL DISTRICT

Jerry Wommack

## TWENTIETH JUDICIAL DISTRICT

Rob Bresciani

## TWENTY-FIRST JUDICIAL DISTRICT

Susan Gilbert

## TWENTY-SECOND JUDICIAL DISTRICT

Steven W. Brittain

Updated 10-04

## **PROBATION**

*Colorado Probation is committed to public safety, victim and community reparation through offender accountability, skill and competency development and services to the communities of Colorado.*

This statement of common ground has helped to focus all parts of the probation system on the critical functions of justice that are our mission and our responsibility. Especially with the fiscal constraints under which we are now operating, our commitment to these practices requires innovative approaches to offender assessment, supervision methods, victim involvement and community development. As new research becomes available, as best practices evolve, we build and adapt our system to better serve the public and increase public safety for the residents of Colorado.

Colorado Probation has embarked on a wide range of energetic efforts to incorporate both traditional and creative forms of offender case management, victim services and community involvement.

This year's statistical report reflects our commitment to improve results, protect the public, reduce the overall cost of the correctional system and increase services to victims of crime.

We begin FY 2005 still recovering from the cutbacks of past years. It is projected that Colorado Probation will exceed 240 adult offenders per officer, far beyond the national average of 130-150 offenders per officer. We will strive to continuously improve our efforts to maximize the use of the resources available to supervise offenders, serve victims and protect the community.

### ***Probation Programs***

The Colorado Judicial Department administers adult and juvenile probation in the state's 22 judicial districts. The Division of Probation Services publishes guidelines and standards for regular probation supervision and all specialized probation programs. Within the limits of these state standards, each district is free to develop and structure programs that address the needs of the local court and the community.

The number of adult offenders sentenced to probation in FY 2004 was 22,972. As of June 30, 2004 there were 39,207 adult offenders on supervision. Of all adult probationers terminated in FY 2004, sixty-three percent did so successfully.

In Fiscal Year 2004, 6,823 juvenile offenders were sentenced to probation. As of June 30, 2004 there were 7,869 juvenile offenders on supervision. Sixty-nine percent of all juveniles completing probation were successful.

### ***High Risk Offender Programs***

Specialized programs provide the court with community sentencing options for high-risk offenders. Three main goals drive specialized probation programs. They are to assess criminal risk; target offenders' service needs related to ongoing criminal activity; and identify appropriate treatment and resources to reduce criminal behavior. All applicants for specialized probation programs are screened for appropriateness by local internal boards. Specialized probation offers specialized assessments, electronic monitoring, cognitive skills training, educational assessments, literacy programs and employment programs.

## ***Intensive Supervision Probation***

The Adult Intensive Supervision Probation (ISP) offers intensive case management to high-risk offenders as an alternative to prison. At the end of FY 2004, 1,901 offenders were supervised on ISP. The program successfully diverted 520 offenders from the Department of Corrections in FY 2004, resulting in \$14.7 million in cost avoidance to the state. Due to budget reductions the program caseloads remain 33% higher than in FY 2002, increased from 20 offenders to 35 offenders per officer. The success rate decreased from 54% in FY 03 to 44% in FY 2004. Continued observation of this program will occur during FY 2005.

## ***Juvenile Intensive Supervision Probation***

The Juvenile Intensive Supervision Probation (JISP) Program was in place in 17 of the 22 judicial districts during FY 2004. At the end of FY 2004, 545 juveniles, who might otherwise be serving sentences in the Division of Youth Corrections, were supervised on JISP. In FY 2005, the JISP program was restored to its full capacity which will allow officers to supervise 25 JISP offenders per officer compared to 25 JISP offenders plus 10 maximum risk offenders in FY 2004. The success rate slightly decreased from 52% in FY 2003 to 51% in FY 2004. The Division of Probation Services will closely follow the impact of this program change during FY 2005.

## ***Specialized Drug Offender Program***

The Specialized Drug Offender Program (SDOP) was developed in 1991 in response to an increase in the number of offenders with severe substance abuse problems and had a 50% success rate over the 12 year life of the program. The program was eliminated in fiscal year 2004 as a result of budget reductions.

While there is not a plan to restore SDOP, there are current efforts to develop new supervision/treatment case management strategies for this population. Colorado Model Drug Court Guidelines that incorporate evidence-based practices have been developed for drug courts and districts interested in developing drug courts in their jurisdiction. Case management strategies, similar to those supported in the Drug Court Guidelines are also being developed for non-drug court jurisdictions. Both approaches seek to reduce substance abuse, crime, and recidivism; improve the health of offenders; and to restore victims and communities harmed by these offenders. The result will be a reduction in social and economic costs to the people of the state of Colorado.

## ***Drug Court***

In Drug Courts, non-violent serious drug abusing offenders who receive probation sentences are assessed, matched to the appropriate level of treatment, tested frequently for abstinence, monitored closely by a case manager and have frequent reviews in front of a Judge or Magistrate where sanctions or incentives can be immediately delivered. It is this intensive approach that has yielded impressive long-term results. In Colorado, there are adult drug courts in the 2<sup>nd</sup>, 4<sup>th</sup>, 6<sup>th</sup>, 7<sup>th</sup>, 8<sup>th</sup>, 11<sup>th</sup>, 12<sup>th</sup> Judicial Districts and juvenile drug courts in the 2<sup>nd</sup>, 6<sup>th</sup>, 8<sup>th</sup>, 11<sup>th</sup> and 22<sup>nd</sup> Judicial Districts.

## ***Female Offender Program***

The Female Offender Program (FOP) was developed in 1992, to intervene in the lives of high risk, substance abusing female offenders. At the end of FY 2003 the program was eliminated because of necessary budget reductions. These offenders were transferred to other probation programs to finish their supervision requirements. The probation officers associated with FOP were reassigned to regular probation caseloads. This program maintained over ten years of successful outcomes, with over 56% of all offenders successfully completing the program. In the program's last full year of operation it successfully diverted 55 women from the Department of Corrections at a cost avoidance of \$1,740,090, and showed a 0% recidivism rate for two years after program discharge.

## ***Sex Offender Intensive Supervision Probation***

The Sex Offender Intensive Supervision Probation (SOISP) was developed in response to statutory requirements of lifetime supervision for certain sex offenders. The program combines monitoring, treatment and high levels of accountability to contain offenders safely in the community. The program became available in November of 1998, and at the end of FY 2004, 905 offenders were supervised on SOISP. Due to the public safety interest the judicial department chose not to reduce the capacity of this program for FY 2004.

## ***Private Probation***

Chief Justice Directive 04-03, which sets probation priorities, explains the provisions under which districts may contract with private probation supervision for appropriate low risk cases. Part III of the directive states that districts may enter into agreements with public or private entities for the provision of probation services, including investigation services and the supervision of lower risk probationers. On June 30, 2004 there were 10,572 offenders being managed by private probation services. By utilizing private probation for these low risk offenders, State probation departments can dedicate more resources to high risk offenders, which provides greater public safety.

## ***DUI Offenders***

The Alcohol and Drug Driving Safety (ADDS) Program conducts alcohol/drug evaluations and makes treatment recommendations for offenders convicted of driving under the influence with drugs or alcohol. In FY 2004 the program completed nearly 29,000 evaluations and monitored compliance with treatment and other court orders for Colorado's county courts.

## ***Victim Services***

In 1993 Colorado's General Assembly enacted victim rights legislation for victims of personal crime. In 1996, the Victim Rights Act was amended to require Colorado Probation departments to provide victim services. Since FY 1999, each of the state's 23 probation departments has provided services to victims whose offender is placed on probation. In FY 2004, Probation Victim Assistance Coordinators sent 10,934 letters to victims of crime informing them of their right to receive notification, and of these victims twenty-four percent (2,635) requested receipt of the statutorily required notification. There were a total of 14,792 critical notification events in which victims were notified.

TABLE 33

*Summary of Supervision and Investigation Caseload Totals  
FY 2000 to FY 2004*

	FY2000	FY2001	FY2002	FY2003	FY2004
<b>ADULT</b>					
<b>On Supervision July 1</b>	35,513	36,635**	37,259**	39,751**	39,673**
<b>New Clients</b>	19,188	19,859	22,665	23,468	22,972
<b>Terminations</b>	17,419	18,092	18,506	20,747	20,912
<b>On Supervision June 30</b>	36,635**	37,259**	39,751**	39,673**	39,207**
<b>Total Investigations</b>	13,305	14,318	15,257	15,725	15,294
<b>JUVENILE</b>					
<b>On Supervision July 1</b>	8,722	9,041	8,524	8,558	8,339
<b>New Clients</b>	7,650	7,164	7,600	7,764	6,823
<b>Terminations</b>	7,024	6,856	6,321	6,897	6,310
<b>On Supervision June 30</b>	9,041	8,524	8,558	8,339	7,869
<b>Total Investigations</b>	5,727	4,887	4,917	4,385	3,453
<b>ADULT &amp; JUVENILE COMBINED</b>					
<b>On Supervision July 1</b>	44,235	45,676	45,783	48,309	48,012
<b>New Clients</b>	26,838	27,023	30,265	31,232	29,795
<b>Terminations</b>	24,443	24,948	24,827	27,644	27,222
<b>On Supervision June 30</b>	45,676	45,783	48,309	48,012	47,076
<b>Total Investigations</b>	19,032	19,205	20,174	20,110	18,747

\*\*Total reflects the number of State supervised clients and the number of transfers to private probation for supervision. This number does not include direct sentences to private probation.

TABLE 34

**FY 2004**  
**Colorado Adult Probation**  
**District Court Investigations**

TYPE:	FELONY		MISDEMEANOR		DEFERRED JUDGMENT AND SENTENCE		PLACEMENT DUE TO RECONSIDERATION OF SENTENCE		ARTICLE 11.5 DRUG OFFENDER ASSESSMENT		INTERSTATE INVESTIGATIONS TO COLORADO		UPDATED PRE-SENTENCE INVESTIGATION		SPOUSAL ASSAULT RISK ASSESSMENT		TOTAL DISTRICT COURT INVESTIGATIONS	
	Number	%	Number	%	Number	%	Number	%	Number	%	Number	%	Number	%	Number	%	Number	%
DISTRICT 1	1,379	93%	89	6%	0	0%	0	0%	0	0%	0	0%	13	1%	0	0%	1,481	100%
DISTRICT 2	2,034	83%	47	2%	352	14%	0	0%	0	0%	17	1%	0	0%	0	0%	2,450	100%
DISTRICT 3	76	78%	18	18%	0	0%	0	0%	1	1%	0	0%	3	3%	0	0%	98	100%
DISTRICT 4	1,962	95%	0	0%	0	0%	0	0%	0	0%	111	5%	0	0%	0	0%	2,073	100%
DISTRICT 5	304	90%	14	4%	1	0%	0	0%	0	0%	1	0%	19	6%	0	0%	339	100%
DISTRICT 6	183	78%	8	3%	0	0%	0	0%	0	0%	20	9%	3	1%	20	9%	234	100%
DISTRICT 7	149	56%	10	4%	0	0%	0	0%	76	29%	19	7%	11	4%	0	0%	265	100%
DISTRICT 8	833	73%	80	7%	0	0%	0	0%	0	0%	57	5%	173	15%	0	0%	1,143	100%
DISTRICT 9	226	65%	0	0%	1	0%	0	0%	0	0%	14	4%	105	30%	2	1%	348	100%
DISTRICT 10	561	72%	148	19%	0	0%	0	0%	0	0%	12	2%	54	7%	0	0%	775	100%
DISTRICT 11	158	75%	30	14%	0	0%	0	0%	0	0%	15	7%	9	4%	0	0%	212	100%
DISTRICT 12	92	64%	41	29%	0	0%	0	0%	0	0%	4	3%	6	4%	0	0%	143	100%
DISTRICT 13	242	84%	12	4%	0	0%	0	0%	0	0%	13	4%	23	8%	0	0%	290	100%
DISTRICT 14	172	88%	10	5%	0	0%	0	0%	0	0%	5	3%	7	4%	0	0%	194	100%
DISTRICT 15	20	65%	3	10%	0	0%	0	0%	2	6%	4	13%	2	6%	0	0%	31	100%
DISTRICT 16	52	100%	0	0%	0	0%	0	0%	0	0%	0	0%	0	0%	0	0%	52	100%
DISTRICT 17	1,032	89%	130	11%	0	0%	0	0%	0	0%	0	0%	0	0%	0	0%	1,162	100%
DISTRICT 18	764	80%	23	2%	0	0%	0	0%	0	0%	107	11%	0	0%	72	7%	966	100%
DISTRICT 19	752	81%	0	0%	0	0%	0	0%	32	3%	44	5%	98	10%	8	1%	934	100%
DISTRICT 20	271	86%	40	13%	0	0%	0	0%	0	0%	4	1%	0	0%	0	0%	315	100%
DISTRICT 21	541	89%	11	2%	0	0%	0	0%	23	4%	22	4%	5	1%	0	0%	602	100%
DISTRICT 22	96	79%	13	11%	2	2%	1	1%	0	0%	9	7%	0	0%	0	0%	121	100%
STATE	11,899	83%	727	5%	356	3%	1	0%	134	1%	478	3%	531	4%	102	1%	14,228	100%

Source: Regular Adult Monthly Statistical Reports submitted by probation districts for July 2003- June 2004.

TABLE 35

**FY 2004**  
**Colorado Adult Probation**  
**County Court Investigations**

TYPE: DISTRICT	MISDEMEANOR		DEFERRED JUDGMENT AND SENTENCE		TRAFFIC-NON DRIVING UNDER INFLUENCE		UPDATED PRE- SENTENCE INVESTIGATION		SPOUSAL ASSAULT RISK ASSESSMENT		TOTAL COUNTY COURT INVESTIGATIONS	
	Number	%	Number	%	Number	%	Number	%	Number	%	Number	%
1	223	100%	0	0%	0	0%	0	0%	0	0%	223	100%
2	0	0%	0	0%	0	0%	0	0%	0	0%	0	0%
3	13	100%	0	0%	0	0%	0	0%	0	0%	13	100%
4	0	0%	0	0%	0	0%	0	0%	0	0%	0	0%
5	1	100%	0	0%	0	0%	0	0%	0	0%	1	100%
6	1	1%	0	0%	1	1%	0	0%	124	98%	126	100%
7	8	100%	0	0%	0	0%	0	0%	0	0%	8	100%
8	90	99%	0	0%	0	0%	1	1%	0	0%	91	100%
9	2	67%	0	0%	0	0%	0	0%	1	33%	3	100%
10	55	100%	0	0%	0	0%	0	0%	0	0%	55	100%
11	32	94%	0	0%	2	6%	0	0%	0	0%	34	100%
12	100	100%	0	0%	0	0%	0	0%	0	0%	100	100%
13	5	100%	0	0%	0	0%	0	0%	0	0%	5	100%
14	18	86%	0	0%	0	0%	3	14%	0	0%	21	100%
15	0	0%	0	0%	0	0%	0	0%	0	0%	0	0%
16	0	0%	0	0%	0	0%	0	0%	0	0%	0	0%
17	102	100%	0	0%	0	0%	0	0%	0	0%	102	100%
18	26	16%	0	0%	0	0%	0	0%	135	84%	161	100%
19	5	25%	0	0%	0	0%	0	0%	15	75%	20	100%
20	32	100%	0	0%	0	0%	0	0%	0	0%	32	100%
21	2	100%	0	0%	0	0%	0	0%	0	0%	2	100%
22	66	96%	0	0%	0	0%	0	0%	3	4%	69	100%
STATE	781	73%	0	0%	3	0%	4	0%	278	27%	1,066	100%

Source: Regular Adult Monthly Statistical Reports submitted by probation districts for July 2003- June 2004.

TABLE 36

**FY 2004**  
**Colorado Adult Probation**  
**New Cases by Offense Type**

TYPE:	FELONY		MISDEMEANOR		PETTY OFFENSE		TRAFFIC		OTHER		UNKNOWN		MISSING DATA		TOTAL NEW CASES	
	DISTRICT	Number	%	Number	%	Number	%	Number	%	Number	%	Number	%	Number	%	Number
1	1,060	64%	545	33%	8	0%	0	0%	6	0%	45	3%	0	0%	1,664	100%
2	2,395	80%	500	17%	0	0%	0	0%	1	0%	92	3%	0	0%	2,988	100%
3	91	47%	97	50%	2	1%	0	0%	2	1%	1	1%	0	0%	193	100%
4	1,472	62%	795	34%	7	0%	0	0%	2	0%	89	4%	0	0%	2,365	100%
5	293	52%	266	46%	6	1%	2	0%	2	0%	6	1%	0	0%	575	100%
6	190	50%	181	47%	3	1%	0	0%	0	0%	9	2%	0	0%	383	100%
7	208	74%	62	22%	1	0%	0	0%	0	0%	12	4%	0	0%	283	100%
8	671	43%	750	49%	84	5%	0	0%	2	0%	41	3%	0	0%	1,548	100%
9	252	62%	137	34%	3	1%	0	0%	0	0%	13	3%	0	0%	405	100%
10	466	46%	515	52%	2	0%	2	0%	3	0%	21	2%	0	0%	1,009	100%
11	223	41%	286	53%	4	1%	4	1%	6	1%	16	3%	0	0%	539	100%
12	68	35%	114	57%	4	2%	2	1%	5	3%	4	2%	0	0%	197	100%
13	253	79%	60	19%	2	1%	0	0%	0	0%	2	1%	0	0%	317	100%
14	135	44%	169	55%	1	0%	1	0%	1	0%	2	1%	0	0%	309	100%
15	82	59%	47	33%	2	1%	0	0%	2	1%	8	6%	0	0%	141	100%
16	152	62%	90	37%	0	0%	0	0%	1	0%	3	1%	0	0%	246	100%
17	1,177	51%	1,087	46%	27	1%	1	0%	9	0%	44	2%	0	0%	2,345	100%
18	2,260	59%	1,478	38%	18	0%	3	0%	17	0%	103	3%	0	0%	3,879	100%
19	570	43%	699	54%	5	0%	0	0%	3	0%	43	3%	0	0%	1,320	100%
20	427	40%	574	54%	34	3%	3	0%	18	2%	10	1%	0	0%	1,066	100%
21	669	63%	380	36%	8	1%	0	0%	3	0%	2	0%	0	0%	1,062	100%
22	72	52%	57	41%	1	1%	0	0%	0	0%	8	6%	0	0%	138	100%
STATE	13,186	58%	8,889	39%	222	1%	18	0%	83	0%	574	2%	0	0%	22,972	100%

Source: Regular Adult Monthly Statistical Reports submitted by probation districts for July 2003- June 2004.



TABLE 37

**FY 2004**  
**Colorado Adult Probation**  
**New Case by Court of Origin**

COURT TYPE: DISTRICT	DISTRICT COURT		COUNTY COURT		INTERSTATE COMPACT		MISSING DATA		TOTAL NEW CASES	
	Number	%	Number	%	Number	%	Number	%	Number	%
1	1,295	78%	313	19%	56	3%	0	0%	1,664	100%
2	2,889	97%	5	0%	94	3%	0	0%	2,988	100%
3	114	59%	77	40%	2	1%	0	0%	193	100%
4	1,553	65%	724	31%	88	4%	0	0%	2,365	100%
5	380	66%	184	32%	11	2%	0	0%	575	100%
6	219	58%	155	40%	9	2%	0	0%	383	100%
7	237	84%	34	12%	12	4%	0	0%	283	100%
8	751	49%	755	49%	42	2%	0	0%	1,548	100%
9	271	67%	120	30%	14	3%	0	0%	405	100%
10	721	71%	270	27%	18	2%	0	0%	1,009	100%
11	308	57%	214	40%	17	3%	0	0%	539	100%
12	141	72%	48	24%	8	4%	0	0%	197	100%
13	271	86%	36	11%	10	3%	0	0%	317	100%
14	169	54%	138	45%	2	1%	0	0%	309	100%
15	119	84%	17	12%	5	4%	0	0%	141	100%
16	176	72%	69	28%	1	0%	0	0%	246	100%
17	2,017	86%	256	11%	72	3%	0	0%	2,345	100%
18	2,560	66%	1,221	31%	98	3%	0	0%	3,879	100%
19	666	50%	621	47%	33	3%	0	0%	1,320	100%
20	802	75%	253	24%	11	1%	0	0%	1,066	100%
21	787	74%	272	26%	3	0%	0	0%	1,062	100%
22	84	61%	47	34%	7	5%	0	0%	138	100%
STATE	16,530	72%	5,829	25%	613	3%	0	0%	22,972	100%

Source: Regular Adult Monthly Statistical Reports submitted by probation districts for July 2003- June 2004.

TABLE 38

**FY 2004**  
**Colorado Adult Probation**  
**New Cases by Supervision Type**

TYPE:	PROBATION		INTERSTATE TRANSFERS TO COLORADO		COURTESY SUPERVISION FROM OTHER COLORADO PROBATION DISTRICTS		DIRECT SENTENCE COMMUNITY CORRECTIONS		DEFERRED JUDGMENT AND SENTENCE		MISSING DATA		TOTAL NEW CASES	
	Number	%	Number	%	Number	%	Number	%	Number	%	Number	%	Number	%
<b>DISTRICT</b>														
1	1,336	80%	56	3%	149	9%	109	7%	14	1%	0	0%	1,664	100%
2	1,840	61%	94	3%	141	5%	221	7%	692	23%	0	0%	2,988	100%
3	128	66%	2	1%	16	8%	4	2%	42	22%	1	1%	193	100%
4	1,957	83%	88	4%	172	7%	0	0%	148	6%	0	0%	2,365	100%
5	341	59%	11	2%	51	9%	29	5%	143	25%	0	0%	575	100%
6	277	73%	9	2%	19	5%	12	3%	66	17%	0	0%	383	100%
7	164	58%	12	4%	47	17%	15	5%	45	16%	0	0%	283	100%
8	1,059	68%	42	3%	108	7%	40	3%	298	19%	1	0%	1,548	100%
9	259	65%	14	3%	57	14%	21	5%	54	13%	0	0%	405	100%
10	665	65%	18	2%	112	11%	6	1%	208	21%	0	0%	1,009	100%
11	281	53%	17	3%	51	9%	1	0%	189	35%	0	0%	539	100%
12	142	72%	8	4%	27	14%	5	3%	12	6%	3	2%	197	100%
13	169	53%	10	3%	53	17%	6	2%	79	25%	0	0%	317	100%
14	180	57%	2	1%	36	12%	11	4%	80	26%	0	0%	309	100%
15	91	64%	5	4%	18	13%	3	2%	24	17%	0	0%	141	100%
16	175	72%	1	0%	38	15%	19	8%	13	5%	0	0%	246	100%
17	1,693	72%	72	3%	246	10%	273	12%	61	3%	0	0%	2,345	100%
18	2,282	58%	98	3%	199	5%	186	5%	1,114	29%	0	0%	3,879	100%
19	781	59%	33	3%	174	13%	62	5%	270	20%	0	0%	1,320	100%
20	655	61%	11	1%	138	13%	38	4%	223	21%	1	0%	1,066	100%
21	814	77%	3	0%	78	7%	32	3%	135	13%	0	0%	1,062	100%
22	85	62%	7	5%	17	12%	3	2%	26	19%	0	0%	138	100%
STATE	15,374	67%	613	3%	1,947	8%	1,096	5%	3,936	17%	6	0%	22,972	100%

Source: Regular Adult Monthly Statistical Reports submitted by probation districts for July 2003- June 2004.

TABLE 39

**FY 2004**  
**Colorado Adult Probation**  
**New Cases by Gender**

<b>GENDER</b>								
<b>TYPE:</b>	<b>FEMALE</b>		<b>MALE</b>		<b>UNKNOWN</b>		<b>TOTAL NEW CASES</b>	
<b>DISTRICT</b>	Number	%	Number	%	Number	%	Number	%
1	409	25%	1,248	75%	7	0%	1,664	100%
2	672	22%	2,316	78%	0	0%	2,988	100%
3	39	20%	153	79%	1	1%	193	100%
4	533	23%	1,829	77%	3	0%	2,365	100%
5	123	21%	443	77%	9	2%	575	100%
6	96	25%	283	74%	4	1%	383	100%
7	58	20%	222	78%	3	1%	283	100%
8	378	24%	1,170	76%	0	0%	1,548	100%
9	96	24%	309	76%	0	0%	405	100%
10	258	26%	751	74%	0	0%	1,009	100%
11	140	26%	395	73%	4	1%	539	100%
12	44	22%	153	78%	0	0%	197	100%
13	86	27%	231	73%	0	0%	317	100%
14	69	22%	240	78%	0	0%	309	100%
15	39	28%	102	72%	0	0%	141	100%
16	66	27%	174	71%	6	2%	246	100%
17	577	25%	1,768	75%	0	0%	2,345	100%
18	1,019	26%	2,860	74%	0	0%	3,879	100%
19	341	26%	979	74%	0	0%	1,320	100%
20	217	20%	845	80%	4	0%	1,066	100%
21	295	28%	766	72%	1	0%	1,062	100%
22	42	30%	96	70%	0	0%	138	100%
STATE	5,597	24%	17,333	76%	42	0%	22,972	100%

Source: Regular Adult Monthly Statistical Reports submitted by probation districts for July 2003- June 2004.

TABLE 40

**FY 2004**  
**Colorado Adult Probation**  
**New Cases by Age**

AGE:	0-17 Years		18-20 Years		21-24 Years		25-32 Years		33-39 Years		40 and above		UNKNOWN		TOTAL NEW CASES	
	DISTRICT	Number	%	Number	%	Number	%	Number	%	Number	%	Number	%	Number	%	Number
1	4	0%	228	14%	331	20%	422	25%	295	18%	382	23%	2	0%	1,664	100%
2	2	0%	397	13%	571	19%	762	26%	547	18%	709	24%	0	0%	2,988	100%
3	1	1%	35	18%	34	18%	33	17%	30	16%	60	30%	0	0%	193	100%
4	3	0%	272	12%	463	20%	592	25%	461	19%	572	24%	2	0%	2,365	100%
5	3	1%	58	10%	98	17%	178	31%	110	19%	126	22%	2	0%	575	100%
6	3	1%	46	12%	92	25%	90	23%	62	16%	89	23%	1	0%	383	100%
7	1	0%	58	21%	51	18%	60	21%	41	15%	72	25%	0	0%	283	100%
8	5	0%	200	13%	341	22%	412	27%	261	17%	329	21%	0	0%	1,548	100%
9	1	0%	39	10%	85	21%	103	25%	73	18%	104	26%	0	0%	405	100%
10	4	0%	147	15%	201	20%	263	25%	187	19%	207	21%	0	0%	1,009	100%
11	0	0%	74	14%	86	16%	124	23%	89	17%	166	30%	0	0%	539	100%
12	6	3%	30	15%	38	20%	45	23%	32	16%	46	23%	0	0%	197	100%
13	0	0%	54	17%	63	20%	79	25%	54	17%	67	21%	0	0%	317	100%
14	1	0%	39	13%	56	18%	69	22%	60	19%	83	28%	1	0%	309	100%
15	0	0%	19	13%	31	22%	32	23%	27	19%	32	23%	0	0%	141	100%
16	1	0%	39	16%	49	20%	60	24%	49	20%	48	20%	0	0%	246	100%
17	4	0%	341	15%	500	21%	579	24%	435	19%	486	21%	0	0%	2,345	100%
18	10	0%	519	13%	793	20%	1,015	27%	669	17%	873	23%	0	0%	3,879	100%
19	3	0%	183	14%	287	22%	372	28%	222	17%	252	19%	1	0%	1,320	100%
20	6	1%	192	18%	217	20%	263	25%	173	16%	215	20%	0	0%	1,066	100%
21	6	1%	179	17%	215	20%	258	24%	161	15%	243	23%	0	0%	1,062	100%
22	2	1%	12	9%	27	20%	32	23%	32	23%	33	24%	0	0%	138	100%
STATE	66	0%	3,161	14%	4,629	20%	5,843	25%	4,070	18%	5,194	23%	9	0%	22,972	100%

Source: Regular Adult Monthly Statistical Reports submitted by probation districts for July 2003- June 2004.

TABLE 41

**FY 2004**  
**Colorado Adult Probation**  
**New Cases by Ethnic Group**

ETHNIC TYPE: DISTRICT	ANGLO		AFRICAN AMERICAN		ASIAN		HISPANIC		NATIVE AMERICAN		OTHER		MISSING DATA		TOTAL NEW CASES	
	Number	%	Number	%	Number	%	Number	%	Number	%	Number	%	Number	%	Number	%
1	1,427	86%	77	5%	20	1%	118	7%	7	0%	15	1%	0	0%	1,664	100%
2	1,384	46%	769	26%	24	1%	716	24%	12	0%	83	3%	0	0%	2,988	100%
3	90	47%	3	2%	0	0%	96	49%	0	0%	4	2%	0	0%	193	100%
4	1,532	64%	402	17%	38	2%	352	15%	15	1%	26	1%	0	0%	2,365	100%
5	506	88%	9	2%	0	0%	48	8%	1	0%	11	2%	0	0%	575	100%
6	318	83%	4	1%	1	0%	30	8%	26	7%	4	1%	0	0%	383	100%
7	250	88%	2	1%	0	0%	25	9%	2	1%	4	1%	0	0%	283	100%
8	1,389	90%	42	3%	6	0%	100	6%	2	0%	9	1%	0	0%	1,548	100%
9	349	87%	4	1%	2	0%	49	12%	1	0%	0	0%	0	0%	405	100%
10	680	67%	26	3%	2	0%	280	28%	8	1%	13	1%	0	0%	1,009	100%
11	497	93%	10	2%	0	0%	18	3%	1	0%	13	2%	0	0%	539	100%
12	109	55%	4	2%	0	0%	80	41%	2	1%	2	1%	0	0%	197	100%
13	272	86%	3	1%	1	0%	39	12%	2	1%	0	0%	0	0%	317	100%
14	276	89%	4	1%	2	1%	11	4%	0	0%	16	5%	0	0%	309	100%
15	110	78%	2	1%	0	0%	29	21%	0	0%	0	0%	0	0%	141	100%
16	184	74%	4	2%	0	0%	49	20%	0	0%	9	4%	0	0%	246	100%
17	1,990	85%	185	8%	29	1%	130	6%	3	0%	8	0%	0	0%	2,345	100%
18	2,818	73%	676	17%	65	2%	259	7%	15	0%	46	1%	0	0%	3,879	100%
19	1,066	81%	11	1%	5	0%	236	18%	0	0%	2	0%	0	0%	1,320	100%
20	888	84%	44	4%	15	1%	108	10%	3	0%	8	1%	0	0%	1,066	100%
21	899	85%	23	2%	3	0%	125	12%	7	1%	5	0%	0	0%	1,062	100%
22	84	61%	0	0%	1	1%	20	14%	33	24%	0	0%	0	0%	138	100%
STATE	17,118	74%	2,304	10%	214	1%	2,918	13%	140	1%	278	1%	0	0%	22,972	100%

Source: Regular Adult Monthly Statistical Reports submitted by probation districts for July 2003- June 2004.

TABLE 42

**FY 2004**  
**Colorado Adult Probation**  
**Successful/Unsuccessful Terminations**

TYPE:	SUCCESSFUL TERMINATIONS		UNSUCCESSFUL TERMINATIONS				TOTAL TERMINATIONS	
	SUCCESSFUL		REVOCATION		ABSCONSION			
DISTRICT	Number	%	Number	%	Number	%	Number	%
1	623	58%	193	18%	254	24%	1,070	100%
2	1,263	54%	278	12%	786	34%	2,327	100%
3	112	77%	27	18%	7	5%	146	100%
4	967	53%	412	23%	446	24%	1,825	100%
5	199	70%	18	6%	67	24%	284	100%
6	252	71%	63	18%	42	12%	357	100%
7	146	76%	28	15%	17	9%	191	100%
8	963	66%	164	11%	331	23%	1,458	100%
9	205	77%	26	10%	34	13%	265	100%
10	389	58%	160	23%	132	19%	681	100%
11	324	70%	90	19%	49	11%	463	100%
12	271	75%	30	8%	62	17%	363	100%
13	141	68%	26	13%	40	19%	207	100%
14	153	78%	19	10%	23	12%	195	100%
15	63	63%	16	16%	21	21%	100	100%
16	138	81%	19	11%	13	8%	170	100%
17	951	60%	261	17%	369	23%	1,581	100%
18	1,655	62%	306	12%	697	26%	2,658	100%
19	734	73%	124	13%	134	14%	992	100%
20	518	62%	170	21%	138	17%	826	100%
21	580	67%	162	19%	120	14%	862	100%
22	72	62%	26	23%	17	15%	115	100%
STATE	10,719	63%	2,618	15%	3,799	22%	17,136	100%

Key: *Successful Terminations* : This number includes the state successful terminations and private successful terminations.

*Unsuccessful Terminations* : This column includes revocations and absconsions. A revocation is defined as a termination from probation supervision for a technical violation, new misdemeanor, or new felony. A revocation to Community Corrections is NOT included in this section. These offenders are not included on this table as they are still under the supervision and jurisdiction of probation.

*Total Terminations* : In this table only, the total terminations include: revocations, absconsions and successful terminations from probation supervision. Additional types of probation closures are included in Table 43.

TABLE 43

**FY 2004**  
**Colorado Adult Probation**  
**All Probation Supervision Closure Types**

TYPE: DISTRICT	SUCCESSFUL		REVOCATION		ABSCONSION		COMMUNITY CORRECTIONS DISCHARGE		ADMINISTRATIVE CLOSURE		MISSING DATA		TOTAL TERMINATIONS	
	Number	%	Number	%	Number	%	Number	%	Number	%	Number	%	Number	%
1	623	50%	193	15%	254	20%	158	13%	28	2%	0	0%	1,256	100%
2	1,263	42%	278	9%	786	27%	493	17%	140	5%	0	0%	2,960	100%
3	112	73%	27	17%	7	4%	2	1%	8	5%	0	0%	156	100%
4	967	47%	412	20%	446	22%	153	7%	83	4%	0	0%	2,061	100%
5	199	60%	18	5%	67	20%	13	4%	38	11%	0	0%	335	100%
6	252	65%	63	16%	42	11%	14	4%	8	2%	7	2%	386	100%
7	146	66%	28	13%	17	8%	15	7%	11	5%	2	1%	219	100%
8	963	60%	164	10%	331	21%	129	8%	18	1%	0	0%	1,605	100%
9	205	63%	26	8%	34	10%	28	8%	38	11%	0	0%	331	100%
10	389	52%	160	22%	132	18%	0	0%	56	8%	0	0%	737	100%
11	324	67%	90	19%	49	10%	5	1%	12	3%	0	0%	480	100%
12	271	70%	30	8%	62	16%	4	1%	20	5%	0	0%	387	100%
13	141	54%	26	10%	40	15%	26	10%	28	11%	0	0%	261	100%
14	153	69%	19	9%	23	10%	18	8%	8	4%	0	0%	221	100%
15	63	55%	16	14%	21	18%	7	6%	8	7%	0	0%	115	100%
16	138	76%	19	10%	13	7%	5	3%	7	4%	0	0%	182	100%
17	951	56%	261	15%	369	21%	126	7%	10	1%	0	0%	1,717	100%
18	1,655	54%	306	10%	697	23%	289	9%	138	4%	0	0%	3,085	100%
19	734	62%	124	11%	134	12%	148	13%	25	2%	0	0%	1,165	100%
20	518	58%	170	19%	138	16%	34	4%	26	3%	0	0%	886	100%
21	580	61%	162	17%	120	13%	40	4%	49	5%	0	0%	951	100%
22	72	56%	26	20%	17	13%	9	7%	5	4%	0	0%	129	100%
STATE	10,719	55%	2,618	13%	3,799	19%	1,716	9%	764	4%	9	0%	19,625	100%

*Key:* *Successful Terminations* : This number includes the state successful terminations and private successful terminations.

*Revocations* : This column includes revocation from probation supervision for a technical violation, new misdemeanor, or a new felony. A revocation to community corrections is NOT included in this table. These offenders are not included on this table as they are still under the supervision and jurisdiction of probation.

*Abscension* : This column includes offenders that have absconded from supervision.

*Community Corrections Discharge* : This column is the number of Community Corrections clients discharged from probation supervision. The outcome of these cases are recorded by the community corrections agencies.

*Administrative Closure* : Includes death of an offender, deportation or no services provided to an offender ( i.e. in custody in another jurisdiction).

*Total Terminations* : This total does not include "Courtesy Closure sent back to original jurisdiction". Those terminations are included in the appropriate category of the originating district.

Closure Types for Interstate offenders supervised by Colorado Probation are included in the above table.

TABLE 44

**FY 2004**  
**Colorado Adult Probation**  
**Type of Revocation**

TYPE: DISTRICT	NEW FELONY		NEW MISDEMEANOR		TECHNICAL		MISSING DATA		TOTAL REVOCATIONS	
	Number	%	Number	%	Number	%	Number	%	Number	%
1	47	24%	31	16%	115	60%	0	0%	193	100%
2	57	21%	25	9%	196	70%	0	0%	278	100%
3	7	26%	6	22%	14	52%	0	0%	27	100%
4	111	27%	46	11%	255	62%	0	0%	412	100%
5	4	22%	5	28%	9	50%	0	0%	18	100%
6	6	10%	5	8%	52	82%	0	0%	63	100%
7	6	21%	3	11%	19	68%	0	0%	28	100%
8	43	26%	19	12%	102	62%	0	0%	164	100%
9	12	46%	1	4%	13	50%	0	0%	26	100%
10	49	31%	30	19%	81	50%	0	0%	160	100%
11	18	20%	13	14%	59	66%	0	0%	90	100%
12	3	10%	1	3%	26	87%	0	0%	30	100%
13	6	23%	7	27%	13	50%	0	0%	26	100%
14	2	11%	4	21%	13	68%	0	0%	19	100%
15	5	31%	1	6%	10	63%	0	0%	16	100%
16	2	11%	7	37%	10	52%	0	0%	19	100%
17	58	22%	43	16%	160	62%	0	0%	261	100%
18	52	17%	74	24%	180	59%	0	0%	306	100%
19	27	22%	25	20%	72	58%	0	0%	124	100%
20	31	18%	26	15%	113	67%	0	0%	170	100%
21	23	14%	14	9%	125	77%	0	0%	162	100%
22	2	8%	3	12%	21	80%	0	0%	26	100%
STATE	571	22%	389	15%	1,658	63%	0	0%	2,618	100%

*Key:* *New Felony* : Includes revocations for a new felony offense committed while on probation supervision.

*New Misdemeanor* : Includes revocations for a new misdemeanor offense committed while on probation supervision.

*Technical* : Includes revocations for technical probation supervision violations (i.e. drug use, non-compliance).

*Total Revocations* : Total includes all felony, misdemeanor, and technical violations resulting in a revocation from probation.

Source: Regular Adult Monthly Statistical Reports submitted by probation districts for July 2003- June 2004.



TABLE 45

**FY 2004**  
**Colorado Adult Probation**  
**Length of Stay**

Number of Months: DISTRICT	0-12 months		13-24 months		25-36 months		37 + months		UNKNOWN		TOTAL TERMINATIONS	
	Number	%	Number	%	Number	%	Number	%	Number	%	Number	%
1	496	37%	372	28%	206	15%	265	20%	0	0%	1,339	100%
2	1,313	42%	1,039	34%	411	13%	338	11%	0	0%	3,101	100%
3	60	38%	60	38%	23	14%	16	10%	0	0%	159	100%
4	740	34%	829	38%	305	14%	301	14%	0	0%	2,175	100%
5	127	37%	111	32%	54	16%	53	15%	0	0%	345	100%
6	145	36%	154	39%	71	18%	30	7%	3	1%	403	100%
7	84	33%	88	35%	41	16%	38	15%	2	1%	253	100%
8	671	40%	541	32%	248	15%	233	14%	0	0%	1,693	100%
9	143	39%	118	32%	64	18%	40	11%	0	0%	365	100%
10	330	41%	234	29%	138	17%	103	13%	0	0%	805	100%
11	216	42%	183	36%	47	9%	64	13%	0	0%	510	100%
12	169	42%	196	48%	20	5%	20	5%	0	0%	405	100%
13	99	33%	101	34%	46	15%	53	18%	0	0%	299	100%
14	105	44%	64	27%	39	16%	30	13%	0	0%	238	100%
15	37	29%	37	29%	12	9%	43	33%	0	0%	129	100%
16	67	34%	70	35%	30	15%	32	16%	0	0%	199	100%
17	938	50%	612	32%	183	10%	153	8%	0	0%	1,886	100%
18	872	27%	1,301	41%	576	18%	440	14%	0	0%	3,189	100%
19	461	35%	567	44%	148	11%	133	10%	0	0%	1,309	100%
20	480	50%	300	31%	115	12%	67	7%	0	0%	962	100%
21	415	41%	385	38%	108	11%	98	10%	0	0%	1,006	100%
22	53	37%	55	39%	14	10%	20	14%	0	0%	142	100%
STATE	8,021	39%	7,417	35%	2,899	14%	2,570	12%	5	0%	20,912	100%

Source: Regular Adult Monthly Statistical Reports submitted by probation districts for July 2003- June 2004.

TABLE 46

**FY 2004**  
**Colorado Adult Probation**  
**Last Risk Classification at Termination**

RISK LEVELS:	MAXIMUM		MEDIUM		MINIMUM		NEW* (within 30 days)		ADMIN		UN-CLASSIFIED		DOMESTIC VIOLENCE		SEX OFFENDER		TRANSFER TO OTHER COLORADO PROBATION DISTRICTS		INTERSTATE (TRANSFER TO OTHER STATES)		MISSING DATA		TOTAL TERMINATIONS	
	#	%	#	%	#	%	#	%	#	%	#	%	#	%	#	%	#	%	#	%	#	%	#	%
DISTRICT 1	73	5%	89	7%	174	13%	12	1%	693	51%	24	2%	146	11%	61	5%	36	3%	31	2%	0	0%	1,339	100%
2	108	3%	334	11%	522	17%	24	1%	1,975	63%	56	2%	5	0%	19	1%	27	1%	31	1%	0	0%	3,101	100%
3	17	11%	40	25%	37	23%	0	0%	38	24%	2	1%	11	7%	0	0%	13	8%	0	0%	1	1%	159	100%
4	275	13%	281	13%	127	6%	7	0%	771	35%	58	3%	540	25%	49	2%	29	1%	38	2%	0	0%	2,175	100%
5	12	3%	59	18%	53	15%	3	1%	136	40%	11	3%	45	13%	4	1%	14	4%	8	2%	0	0%	345	100%
6	16	4%	31	8%	54	13%	4	1%	108	27%	16	4%	111	28%	6	1%	14	3%	32	8%	11	3%	403	100%
7	17	7%	69	27%	67	26%	4	2%	52	21%	11	4%	1	0%	4	2%	16	6%	12	5%	0	0%	253	100%
8	70	4%	151	9%	195	12%	3	0%	610	36%	259	15%	234	14%	29	2%	84	5%	58	3%	0	0%	1,693	100%
9	29	8%	58	16%	55	15%	7	2%	146	39%	0	0%	17	5%	7	2%	25	7%	21	6%	0	0%	365	100%
10	58	7%	130	16%	137	17%	8	1%	210	27%	28	3%	177	22%	13	2%	35	4%	9	1%	0	0%	805	100%
11	29	6%	82	16%	105	21%	1	0%	89	17%	16	3%	137	27%	6	1%	31	6%	14	3%	0	0%	510	100%
12	18	4%	70	17%	117	30%	1	0%	100	25%	89	22%	1	0%	2	0%	6	2%	1	0%	0	0%	405	100%
13	25	8%	44	15%	43	14%	7	2%	128	43%	16	5%	2	1%	6	2%	17	6%	11	4%	0	0%	299	100%
14	21	9%	42	18%	31	13%	5	2%	65	26%	3	1%	25	11%	6	3%	22	9%	18	8%	0	0%	238	100%
15	5	4%	21	16%	15	12%	1	1%	72	56%	0	0%	0	0%	4	3%	7	5%	4	3%	0	0%	129	100%
16	5	3%	30	15%	33	17%	0	0%	28	14%	28	14%	60	29%	2	1%	11	6%	2	1%	0	0%	199	100%
17	68	4%	237	13%	299	16%	10	1%	815	42%	67	4%	207	11%	63	3%	73	4%	47	2%	0	0%	1,886	100%
18	60	2%	234	7%	614	19%	14	0%	1,398	45%	211	7%	523	16%	62	2%	37	1%	35	1%	1	0%	3,189	100%
19	34	3%	96	7%	123	9%	10	1%	464	35%	10	1%	472	37%	16	1%	57	4%	27	2%	0	0%	1,309	100%
20	119	13%	113	12%	176	18%	11	1%	171	18%	176	18%	119	12%	34	4%	41	4%	2	0%	0	0%	962	100%
21	55	6%	186	19%	175	17%	14	1%	237	24%	275	27%	1	0%	15	1%	27	3%	21	2%	0	0%	1,006	100%
22	7	5%	36	25%	24	17%	0	0%	50	34%	6	4%	5	4%	5	4%	5	4%	4	3%	0	0%	142	100%
STATE	1,121	5%	2,433	12%	3,176	15%	146	1%	8,356	39%	1,362	7%	2,839	14%	413	2%	627	3%	426	2%	13	0%	20,912	100%

NEW\*: This category will require additional analysis to ensure an accurate case count.

Source: Regular Adult Monthly Statistical Reports submitted by probation districts for July 2003- June 2004.

TABLE 47

**FY 2004**  
**Colorado Adult Probation**  
**State Probation Caseloads**  
**Active Client Risk Levels on June 30, 2004**

RISK LEVELS:	NEW: w/in first 30 days of supervision start date		MAXIMUM		MEDIUM		MINIMUM		ADMIN		UN-CLASSIFIED		DOMESTIC VIOLENCE		SEX OFFENDER		INTERSTATE		TOTAL STATE PROBATION CLIENTS	
	DISTRICT	#	%	#	%	#	%	#	%	#	%	#	%	#	%	#	%	#	%	#
1	152	5%	188	6%	393	13%	536	18%	844	29%	79	3%	500	17%	141	5%	117	4%	2,950	100%
2	91	2%	520	11%	1,056	22%	904	19%	1,874	41%	99	2%	21	0%	52	1%	77	2%	4,694	100%
3	10	3%	50	16%	86	27%	85	27%	46	15%	4	1%	24	8%	0	0%	11	3%	316	100%
4	67	2%	478	14%	938	27%	209	6%	750	22%	172	5%	522	15%	108	3%	191	6%	3,435	100%
5	23	3%	40	5%	219	30%	116	16%	181	25%	0	0%	91	13%	13	2%	45	6%	728	100%
6	4	1%	39	7%	100	18%	67	12%	142	25%	0	0%	116	21%	15	3%	70	13%	553	100%
7	4	1%	68	14%	145	29%	119	24%	116	23%	16	3%	0	0%	16	3%	13	3%	497	100%
8	34	2%	197	12%	333	20%	196	12%	490	29%	49	3%	172	10%	63	4%	128	8%	1,662	100%
9	6	1%	46	11%	87	20%	70	16%	134	32%	0	0%	31	7%	12	3%	42	10%	428	100%
10	20	2%	120	10%	402	32%	107	9%	151	12%	68	6%	273	22%	43	4%	38	3%	1,222	100%
11	40	7%	39	6%	173	28%	134	22%	100	16%	40	7%	39	6%	28	5%	18	3%	611	100%
12	6	2%	49	17%	98	33%	88	30%	24	8%	12	4%	0	0%	14	5%	3	1%	294	100%
13	10	2%	88	16%	139	25%	103	18%	144	26%	23	4%	6	1%	16	3%	36	6%	565	100%
14	10	2%	38	9%	107	24%	51	12%	75	18%	28	7%	51	12%	12	3%	54	13%	426	100%
15	7	3%	9	3%	65	24%	61	22%	83	30%	19	7%	0	0%	6	2%	25	9%	275	100%
16	9	2%	34	8%	78	18%	82	19%	83	19%	80	19%	46	11%	8	2%	8	2%	428	100%
17	95	3%	226	7%	559	18%	507	17%	1,210	41%	133	4%	193	6%	74	2%	66	2%	3,063	100%
18	132	3%	345	8%	1,076	23%	371	8%	1,339	29%	355	8%	517	11%	193	4%	257	6%	4,585	100%
19	24	2%	147	10%	221	15%	119	8%	607	39%	3	0%	275	18%	42	3%	78	5%	1,516	100%
20	71	6%	144	12%	157	13%	147	12%	211	17%	258	21%	117	10%	115	9%	3	0%	1,223	100%
21	16	1%	167	14%	382	31%	207	17%	301	25%	45	4%	5	0%	53	4%	45	4%	1,221	100%
22	3	1%	19	9%	73	36%	25	12%	31	15%	7	3%	30	15%	4	2%	14	7%	206	100%
STATE	834	3%	3,051	10%	6,887	22%	4,304	14%	8,936	29%	1,490	5%	3,029	10%	1,028	3%	1,339	4%	30,898	100%

Source: Regular Adult Monthly Statistical Reports submitted by probation districts for July 2003- June 2004.

TABLE 48

**FY 2004**  
**Colorado Adult PRIVATE Probation**  
**New Cases by Offense Type sentenced directly to Private Probation**

TYPE: DISTRICT	FELONY		MISDEMEANOR		PETTY OFFENSE		OTHER		MISSING DATA		TOTAL NEW CASES	
	Number	%	Number	%	Number	%	Number	%	Number	%	Number	%
1	8	1%	755	90%	17	2%	59	7%	0	0%	839	100%
2	0	0%	0	0%	0	0%	0	0%	0	0%	0	0%
3	0	0%	0	0%	0	0%	0	0%	0	0%	0	0%
4	0	0%	6	100%	0	0%	0	0%	0	0%	6	100%
5	0	0%	16	89%	0	0%	2	11%	0	0%	18	100%
6	0	0%	0	0%	0	0%	0	0%	0	0%	0	0%
7	0	0%	0	0%	0	0%	0	0%	0	0%	0	0%
8	0	0%	0	0%	0	0%	0	0%	0	0%	0	0%
9	0	0%	34	100%	0	0%	0	0%	0	0%	34	100%
10	0	0%	0	0%	0	0%	0	0%	0	0%	0	0%
11	0	0%	0	0%	0	0%	0	0%	0	0%	0	0%
12	0	0%	131	100%	0	0%	0	0%	0	0%	131	100%
13	0	0%	101	100%	0	0%	0	0%	0	0%	101	100%
14	0	0%	0	0%	0	0%	0	0%	0	0%	0	0%
15	0	0%	0	0%	0	0%	0	0%	0	0%	0	0%
16	0	0%	0	0%	0	0%	0	0%	0	0%	0	0%
17	2	0%	723	74%	239	25%	12	1%	0	0%	976	100%
18	0	0%	0	0%	0	0%	0	0%	0	0%	0	0%
19	0	0%	0	0%	0	0%	0	0%	0	0%	0	0%
20	1	0%	517	81%	56	9%	63	10%	0	0%	637	100%
21	0	0%	0	0%	0	0%	0	0%	0	0%	0	0%
22	0	0%	6	100%	0	0%	0	0%	0	0%	6	100%
STATE	11	0%	2,289	84%	312	11%	136	5%	0	0%	2,748	100%

Source: Regular Adult Monthly Statistical Reports submitted by probation districts for July 2003- June 2004.

TABLE 49

**FY 2004**  
**Colorado Adult PRIVATE Probation**  
**New Cases by Court of Origin directly sentenced to Private Probation**

<b>COURT TYPE:</b>		<b>DISTRICT COURT</b>		<b>COUNTY COURT</b>		<b>MISSING DATA</b>		<b>TOTAL NEW CASES</b>	
<b>DISTRICT</b>	Number	%	Number	%	Number	%	Number	%	
1	134	16%	705	84%	0	0%	839	100%	
2	0	0%	0	0%	0	0%	0	0%	
3	0	0%	0	0%	0	0%	0	0%	
4	0	0%	6	100%	0	0%	6	100%	
5	2	11%	16	89%	0	0%	18	100%	
6	0	0%	0	0%	0	0%	0	0%	
7	0	0%	0	0%	0	0%	0	0%	
8	0	0%	0	0%	0	0%	0	0%	
9	0	0%	34	100%	0	0%	34	100%	
10	0	0%	0	0%	0	0%	0	0%	
11	0	0%	0	0%	0	0%	0	0%	
12	0	0%	131	100%	0	0%	131	100%	
13	0	0%	101	100%	0	0%	101	100%	
14	0	0%	0	0%	0	0%	0	0%	
15	0	0%	0	0%	0	0%	0	0%	
16	0	0%	0	0%	0	0%	0	0%	
17	39	4%	937	96%	0	0%	976	100%	
18	0	0%	0	0%	0	0%	0	0%	
19	0	0%	0	0%	0	0%	0	0%	
20	140	22%	497	78%	0	0%	637	100%	
21	0	0%	0	0%	0	0%	0	0%	
22	0	0%	6	100%	0	0%	6	100%	
<b>STATE</b>	<b>315</b>	<b>11%</b>	<b>2,433</b>	<b>89%</b>	<b>0</b>	<b>0%</b>	<b>2,748</b>	<b>100%</b>	

Source: Regular Adult Monthly Statistical Reports submitted by probation districts for July 2003- June 2004.

TABLE 50

**FY 2003**  
**Colorado Adult PRIVATE Probation**  
**New Cases by Supervision Type sentenced directly to Private Probation**

TYPE: DISTRICT	PROBATION		DEFERRED JUDGMENT AND SENTENCE		MISSING DATA		TOTAL NEW CASES	
	Number	%	Number	%	Number	%	Number	%
1	604	72%	235	28%	0	0%	839	100%
2	0	0%	0	0%	0	0%	0	0%
3	0	0%	0	0%	0	0%	0	0%
4	6	100%	0	0%	0	0%	6	100%
5	16	89%	2	11%	0	0%	18	100%
6	0	0%	0	0%	0	0%	0	0%
7	0	0%	0	0%	0	0%	0	0%
8	0	0%	0	0%	0	0%	0	0%
9	32	94%	2	6%	0	0%	34	100%
10	0	0%	0	0%	0	0%	0	0%
11	0	0%	0	0%	0	0%	0	0%
12	61	47%	70	53%	0	0%	131	100%
13	42	42%	59	58%	0	0%	101	100%
14	0	0%	0	0%	0	0%	0	0%
15	0	0%	0	0%	0	0%	0	0%
16	0	0%	0	0%	0	0%	0	0%
17	926	95%	50	5%	0	0%	976	100%
18	0	0%	0	0%	0	0%	0	0%
19	0	0%	0	0%	0	0%	0	0%
20	407	64%	230	36%	0	0%	637	100%
21	0	0%	0	0%	0	0%	0	0%
22	6	100%	0	0%	0	0%	6	100%
STATE	2,100	76%	648	24%	0	0%	2,748	100%

Source: Regular Adult Monthly Statistical Reports submitted by probation districts for July 2003- June 2004.

TABLE 51

**FY 2004**  
**Colorado Adult PRIVATE Probation**  
**New Cases by Gender sentenced directly to Private Probation**

<b>GENDER</b>								
<b>TYPE:</b>	<b>FEMALE</b>		<b>MALE</b>		<b>UNKNOWN</b>		<b>TOTAL NEW CASES</b>	
<b>DISTRICT</b>	Number	%	Number	%	Number	%	Number	%
1	200	24%	639	76%	0	0%	839	100%
2	0	0%	0	0%	0	0%	0	0%
3	0	0%	0	0%	0	0%	0	0%
4	1	17%	5	83%	0	0%	6	100%
5	3	17%	15	83%	0	0%	18	100%
6	0	0%	0	0%	0	0%	0	0%
7	0	0%	0	0%	0	0%	0	0%
8	0	0%	0	0%	0	0%	0	0%
9	10	30%	24	70%	0	0%	34	100%
10	0	0%	0	0%	0	0%	0	0%
11	0	0%	0	0%	0	0%	0	0%
12	42	24%	89	76%	0	0%	131	100%
13	34	34%	67	66%	0	0%	101	100%
14	0	0%	0	0%	0	0%	0	0%
15	0	0%	0	0%	0	0%	0	0%
16	0	0%	0	0%	0	0%	0	0%
17	254	26%	722	74%	0	0%	976	100%
18	0	0%	0	0%	0	0%	0	0%
19	0	0%	0	0%	0	0%	0	0%
20	128	20%	509	80%	0	0%	637	100%
21	0	0%	0	0%	0	0%	0	0%
22	1	17%	5	83%	0	0%	6	100%
<b>STATE</b>	673	24%	2,075	76%	0	0%	2,748	100%

Source: Regular Adult Monthly Statistical Reports submitted by probation districts for July 2003- June 2004.

TABLE 52

**FY 2004**  
**Colorado Adult PRIVATE Probation**  
**New Cases by Age sentenced directly to Private Probation**

AGE: DISTRICT	0-17 Years		18-20 Years		21-24 Years		25-32 Years		33-39 Years		40 and above		UNKNOWN		TOTAL NEW CASES	
	Number	%	Number	%	Number	%	Number	%	Number	%	Number	%	Number	%	Number	%
1	0	0%	67	8%	109	13%	201	24%	167	20%	295	35%	0	0%	839	100%
2	0	0%	0	0%	0	0%	0	0%	0	0%	0	0%	0	0%	0	0%
3	0	0%	0	0%	0	0%	0	0%	0	0%	0	0%	0	0%	0	0%
4	0	0%	0	0%	0	0%	3	50%	3	50%	0	0%	0	0%	6	100%
5	0	0%	1	6%	1	6%	3	17%	6	33%	7	39%	0	0%	18	100%
6	0	0%	0	0%	0	0%	0	0%	0	0%	0	0%	0	0%	0	0%
7	0	0%	0	0%	0	0%	0	0%	0	0%	0	0%	0	0%	0	0%
8	0	0%	0	0%	0	0%	0	0%	0	0%	0	0%	0	0%	0	0%
9	0	0%	1	3%	9	26%	13	39%	11	32%	0	0%	0	0%	34	100%
10	0	0%	0	0%	0	0%	0	0%	0	0%	0	0%	0	0%	0	0%
11	0	0%	0	0%	0	0%	0	0%	0	0%	0	0%	0	0%	0	0%
12	0	0%	13	10%	27	21%	40	31%	51	38%	0	0%	0	0%	131	100%
13	0	0%	13	13%	19	19%	40	39%	21	21%	8	8%	0	0%	101	100%
14	0	0%	0	0%	0	0%	0	0%	0	0%	0	0%	0	0%	0	0%
15	0	0%	0	0%	0	0%	0	0%	0	0%	0	0%	0	0%	0	0%
16	0	0%	0	0%	0	0%	0	0%	0	0%	0	0%	0	0%	0	0%
17	5	1%	87	9%	185	19%	289	29%	195	20%	215	22%	0	0%	976	100%
18	0	0%	0	0%	0	0%	0	0%	0	0%	0	0%	0	0%	0	0%
19	0	0%	0	0%	0	0%	0	0%	0	0%	0	0%	0	0%	0	0%
20	2	0%	146	23%	127	20%	159	25%	76	12%	127	20%	0	0%	637	100%
21	0	0%	0	0%	0	0%	0	0%	0	0%	0	0%	0	0%	0	0%
22	0	0%	1	17%	0	0%	2	33%	3	50%	0	0%	0	0%	6	100%
STATE	7	0%	329	12%	477	17%	750	27%	533	20%	652	24%	0	0%	2,748	100%

Source: Regular Adult Monthly Statistical Reports submitted by probation districts for July 2003- June 2004.



TABLE 53

**FY 2004**  
**Colorado Adult PRIVATE Probation**  
**New Cases by Ethnic Group sentenced directly to Private Probation**

ETHNIC TYPE: DISTRICT	ANGLO		AFRICAN AMERICAN		ASIAN		HISPANIC		NATIVE AMERICAN		OTHER		MISSING DATA		TOTAL NEW CASES	
	Number	%	Number	%	Number	%	Number	%	Number	%	Number	%	Number	%	Number	%
1	739	89%	18	2%	6	1%	68	8%	4	0%	4	0%	0	0%	839	100%
2	0	0%	0	0%	0	0%	0	0%	0	0%	0	0%	0	0%	0	0%
3	0	0%	0	0%	0	0%	0	0%	0	0%	0	0%	0	0%	0	0%
4	4	67%	0	0%	0	0%	2	33%	0	0%	0	0%	0	0%	6	100%
5	13	72%	0	0%	0	0%	5	28%	0	0%	0	0%	0	0%	18	100%
6	0	0%	0	0%	0	0%	0	0%	0	0%	0	0%	0	0%	0	0%
7	0	0%	0	0%	0	0%	0	0%	0	0%	0	0%	0	0%	0	0%
8	0	0%	0	0%	0	0%	0	0%	0	0%	0	0%	0	0%	0	0%
9	23	68%	0	0%	0	0%	10	29%	1	3%	0	0%	0	0%	34	100%
10	0	0%	0	0%	0	0%	0	0%	0	0%	0	0%	0	0%	0	0%
11	0	0%	0	0%	0	0%	0	0%	0	0%	0	0%	0	0%	0	0%
12	91	69%	0	0%	0	0%	38	29%	2	2%	0	0%	0	0%	131	100%
13	77	76%	0	0%	0	0%	24	24%	0	0%	0	0%	0	0%	101	100%
14	0	0%	0	0%	0	0%	0	0%	0	0%	0	0%	0	0%	0	0%
15	0	0%	0	0%	0	0%	0	0%	0	0%	0	0%	0	0%	0	0%
16	0	0%	0	0%	0	0%	0	0%	0	0%	0	0%	0	0%	0	0%
17	719	73%	44	5%	6	1%	204	21%	1	0%	2	0%	0	0%	976	100%
18	0	0%	0	0%	0	0%	0	0%	0	0%	0	0%	0	0%	0	0%
19	0	0%	0	0%	0	0%	0	0%	0	0%	0	0%	0	0%	0	0%
20	560	88%	12	2%	6	1%	50	8%	2	0%	7	1%	0	0%	637	100%
21	0	0%	0	0%	0	0%	0	0%	0	0%	0	0%	0	0%	0	0%
22	5	83%	0	0%	0	0%	1	17%	0	0%	0	0%	0	0%	6	100%
STATE	2,231	81%	74	3%	18	1%	402	15%	10	0%	13	0%	0	0%	2,748	100%

Source: Regular Adult Monthly Statistical Reports submitted by probation districts for July 2003- June 2004.

TABLE 54

**FY 2004**  
**Colorado Adult PRIVATE Probation**  
**Successful/Unsuccessful Terminations for directly sentenced to Private Probation**

TYPE:	SUCCESSFUL TERMINATIONS		UNSUCCESSFUL TERMINATIONS				TOTAL TERMINATIONS	
	SUCCESSFUL		REVOCAION		ABSCONSION		MISSING DATA	
DISTRICT	Number	%	Number	%	Number	%	Number	%
1	481	68%	87	12%	126	18%	15	2%
2	0	0%	0	0%	0	0%	0	0%
3	0	0%	0	0%	0	0%	0	0%
4	0	0%	0	0%	0	0%	0	0%
5	32	81%	1	3%	5	13%	1	3%
6	0	0%	0	0%	0	0%	0	0%
7	1	100%	0	0%	0	0%	0	0%
8	2	50%	0	0%	2	50%	0	0%
9	25	58%	1	2%	17	40%	0	0%
10	0	0%	0	0%	0	0%	0	0%
11	0	0%	0	0%	0	0%	0	0%
12	34	87%	3	8%	2	5%	0	0%
13	54	77%	11	16%	5	7%	0	0%
14	0	0%	0	0%	0	0%	0	0%
15	0	0%	0	0%	0	0%	0	0%
16	0	0%	0	0%	0	0%	0	0%
17	433	77%	47	8%	79	14%	3	1%
18	0	0%	0	0%	0	0%	0	0%
19	0	0%	0	0%	0	0%	0	0%
20	213	68%	54	17%	45	14%	4	1%
21	21	70%	6	20%	1	3%	2	7%
22	2	67%	1	33%	0	0%	0	0%
STATE	1,298	71%	211	12%	282	16%	25	1%

*Key: Successful Terminations:* This number includes private successful terminations only.

*Unsuccessful Terminations:* This column includes revocations and absconsions. A revocation is defined as a termination from probation supervision for a technical violation, new misdemeanor, or new felony. A revocation to Community Corrections is NOT included in this section. These offenders are not included on this table as they are still under the supervision and jurisdiction of probation.

*Total Terminations:* In this table only, the total terminations include: revocations, absconsions and successful terminations from probation supervision.

TABLE 55

**FY 2004**  
**Colorado Adult PRIVATE Probation**  
**Type of Revocation for directly sentenced to Private Probation**

TYPE: DISTRICT	NEW FELONY		NEW MISDEMEANOR		TECHNICAL		MISSING DATA		TOTAL REVOCATIONS	
	Number	%	Number	%	Number	%	Number	%	Number	%
1	7	8%	21	24%	59	68%	0	0%	87	100%
2	0	0%	0	0%	0	0%	0	0%	0	0%
3	0	0%	0	0%	0	0%	0	0%	0	0%
4	0	0%	0	0%	0	0%	0	0%	0	0%
5	0	0%	1	100%	0	0%	0	0%	1	100%
6	0	0%	0	0%	0	0%	0	0%	0	0%
7	0	0%	0	0%	0	0%	0	0%	0	0%
8	0	0%	0	0%	0	0%	0	0%	0	0%
9	0	0%	1	100%	0	0%	0	0%	1	100%
10	0	0%	0	0%	0	0%	0	0%	0	0%
11	0	0%	0	0%	0	0%	0	0%	0	0%
12	0	0%	1	33%	2	67%	0	0%	3	100%
13	1	9%	4	36%	6	55%	0	0%	11	100%
14	0	0%	0	0%	0	0%	0	0%	0	0%
15	0	0%	0	0%	0	0%	0	0%	0	0%
16	0	0%	0	0%	0	0%	0	0%	0	0%
17	3	6%	7	15%	37	79%	0	0%	47	100%
18	0	0%	0	0%	0	0%	0	0%	0	0%
19	0	0%	0	0%	0	0%	0	0%	0	0%
20	1	2%	7	13%	46	85%	0	0%	54	100%
21	1	17%	0	0%	5	83%	0	0%	6	100%
22	0	0%	0	0%	1	100%	0	0%	1	100%
STATE	13	6%	42	20%	156	74%	0	0%	211	100%

Key: *New Felony* : Includes revocations for a new felony offense committed while on probation supervision.

*New Misdemeanor* : Includes revocations for a new misdemeanor offense committed while on probation supervision.

*Technical* : Includes revocations for technical probation supervision violations (i.e. drug use, non-compliance).

*Total Revocations* : Total includes all felony, misdemeanor, and technical violations resulting in a revocation from probation.

Source: Regular Adult Monthly Statistical Reports submitted by probation districts for July 2003- June 2004.

TABLE 56

**FY 2004**  
**Colorado Adult PRIVATE**  
**Length of Stay for directly sentenced to Private Probation**

Number of Months: DISTRICT	0-12 months		13-24 months		25-36 months		37 + months		UNKNOWN		TOTAL TERMINATIONS	
	Number	%	Number	%	Number	%	Number	%	Number	%	Number	%
1	46	6%	213	30%	268	38%	182	26%	0	0%	709	100%
2	0	0%	0	0%	0	0%	0	0%	0	0%	0	0%
3	0	0%	0	0%	0	0%	0	0%	0	0%	0	0%
4	0	0%	0	0%	0	0%	0	0%	0	0%	0	0%
5	2	5%	5	12%	8	20%	26	63%	0	0%	41	100%
6	0	0%	0	0%	0	0%	0	0%	0	0%	0	0%
7	0	0%	0	0%	0	0%	0	0%	1	100%	1	100%
8	0	0%	0	0%	0	0%	0	0%	4	100%	4	100%
9	0	0%	0	0%	0	0%	0	0%	43	100%	43	100%
10	0	0%	0	0%	0	0%	0	0%	0	0%	0	0%
11	0	0%	0	0%	0	0%	0	0%	0	0%	0	0%
12	0	0%	0	0%	0	0%	0	0%	39	100%	39	100%
13	56	69%	22	27%	3	4%	0	0%	0	0%	81	100%
14	0	0%	0	0%	0	0%	0	0%	0	0%	0	0%
15	0	0%	0	0%	0	0%	0	0%	0	0%	0	0%
16	0	0%	0	0%	0	0%	0	0%	0	0%	0	0%
17	35	6%	122	22%	315	56%	93	16%	0	0%	565	100%
18	0	0%	0	0%	0	0%	0	0%	0	0%	0	0%
19	0	0%	0	0%	0	0%	0	0%	0	0%	0	0%
20	17	5%	65	20%	108	34%	128	41%	0	0%	318	100%
21	0	0%	0	0%	0	0%	0	0%	30	100%	30	100%
22	0	0%	0	0%	0	0%	0	0%	3	100%	3	100%
STATE	156	9%	427	23%	702	38%	429	23%	120	7%	1,834	100%

Source: Regular Adult Monthly Statistical Reports submitted by probation districts for July 2003- June 2004.

TABLE 57

**FY 2004**  
**Colorado Adult Probation**  
**Private Probation Caseloads**  
**Active Clients on June 30, 2004**

DISTRICT	TOTAL ACTIVE CLIENTS TRANSFERRED TO PRIVATE BY PROB DEPT.		<sup>1</sup> ACTIVE PRIVATE CLIENTS SENTENCED DIRECTLY BY COURT		<sup>2</sup> ALL ACTIVE PRIVATE POPULATION	
	Number	%	Number	%	Number	%
1	667	49%	705	51%	1,372	100%
2	0	0%	0	0%	0	0%
3	0	0%	0	0%	0	0%
4	1,181	100%	0	0%	1,181	100%
5	123	70%	53	30%	176	100%
6	34	100%	0	0%	34	100%
7	40	98%	1	2%	41	100%
8	575	100%	0	0%	575	100%
9	110	74%	39	26%	149	100%
10	457	100%	0	0%	457	100%
11	69	100%	0	0%	69	100%
12	104	68%	50	32%	154	100%
13	97	58%	71	42%	168	100%
14	0	0%	0	0%	0	0%
15	0	0%	0	0%	0	0%
16	63	100%	0	0%	63	100%
17	731	52%	683	48%	1,414	100%
18	2,530	100%	0	0%	2,530	100%
19	373	100%	0	0%	373	100%
20	704	52%	660	48%	1,364	100%
21	447	100%	1	0%	448	100%
22	4	100%	0	0%	4	100%
STATE	8,309	79%	2,263	21%	10,572	100%

<sup>1</sup> **ACTIVE PRIVATE CLIENTS SENTENCED DIRECTLY FROM COURT:** *As of May 2003 this information is obtained through the new ICON Private Probation Statistical Report (PPS).*

<sup>2</sup> **ALL ACTIVE PRIVATE CASES:** This total includes all active cases being supervised by private probation (transferred by probation and directly sentenced from the court to private probation).

TABLE 58

**FY 2004**  
**Colorado Adult Probation**  
**Total Active Clients on June 30, 2004**

DISTRICT	TOTAL STATE SUPERVISED ACTIVE CLIENTS		TOTAL PRIVATE CLIENTS TRANSFERRED BY STATE PROBATION DEPT.		<sup>1</sup> TOTAL ACTIVE PRIVATE CLIENTS SENTENCED DIRECTLY BY COURT		TOTAL COLORADO PROBATION POPULATION	
	#	%	#	%	#	%	#	%
1	2,950	69%	667	15%	705	16%	4,322	100%
2	4,694	100%	0	0%	0	0%	4,694	100%
3	316	100%	0	0%	0	0%	316	100%
4	3,435	74%	1,181	26%	0	0%	4,616	100%
5	728	80%	123	14%	53	6%	904	100%
6	553	94%	34	6%	0	0%	587	100%
7	497	93%	40	7%	1	0%	538	100%
8	1,662	74%	575	26%	0	0%	2,237	100%
9	428	74%	110	19%	39	7%	577	100%
10	1,222	73%	457	27%	0	0%	1,679	100%
11	611	90%	69	10%	0	0%	680	100%
12	294	66%	104	23%	50	11%	448	100%
13	565	77%	97	13%	71	10%	733	100%
14	426	100%	0	0%	0	0%	426	100%
15	275	100%	0	0%	0	0%	275	100%
16	428	87%	63	13%	0	0%	491	100%
17	3,063	69%	731	16%	683	15%	4,477	100%
18	4,585	64%	2,530	36%	0	0%	7,115	100%
19	1,516	80%	373	20%	0	0%	1,889	100%
20	1,223	47%	704	27%	660	26%	2,587	100%
21	1,221	73%	447	27%	1	0%	1,669	100%
22	206	98%	4	2%	0	0%	210	100%
STATE	30,898	75%	8,309	20%	2,263	5%	41,470	100%

<sup>1</sup> TOTAL ACTIVE PRIVATE CLIENTS SENTENCED DIRECTLY FROM COURT: *As of May 2003 this information is obtained through the new ICON Private Probation Statistical Report (PPS).*

TABLE 59

**FY 2004**  
**Colorado Juvenile Probation**  
**Investigations**

Type:	Pre Dispositional		Intake		Detention		Pre-Plea		Preliminary		Transfer to Adult Court		Custody		Interstate Transfers to Colorado		Updated Pre-Sentence Investigation		Total Investigations	
	District	Number	%	Number	%	Number	%	Number	%	Number	%	Number	%	Number	%	Number	%	Number	%	Number
1	550	98%	0	0%	0	0%	0	0%	0	0%	0	0%	0	0%	0	0%	14	2%	564	100%
2	516	83%	104	17%	0	0%	0	0%	0	0%	0	0%	0	0%	1	0%	0	0%	621	100%
3	24	100%	0	0%	0	0%	0	0%	0	0%	0	0%	0	0%	0	0%	0	0%	24	100%
4	459	96%	0	0%	0	0%	0	0%	0	0%	0	0%	0	0%	19	4%	0	0%	478	100%
5	58	93%	0	0%	1	2%	2	3%	0	0%	0	0%	0	0%	0	0%	1	2%	62	100%
6	60	95%	0	0%	0	0%	0	0%	0	0%	0	0%	0	0%	3	5%	0	0%	63	100%
7	107	88%	0	0%	0	0%	0	0%	0	0%	0	0%	0	0%	2	2%	12	10%	121	100%
8	172	96%	0	0%	0	0%	0	0%	0	0%	0	0%	0	0%	0	0%	7	4%	179	100%
9	96	76%	0	0%	0	0%	0	0%	0	0%	0	0%	0	0%	3	2%	28	22%	127	100%
10	25	83%	0	0%	0	0%	0	0%	0	0%	0	0%	0	0%	3	10%	2	7%	30	100%
11	11	69%	0	0%	0	0%	0	0%	0	0%	0	0%	0	0%	5	31%	0	0%	16	100%
12	59	94%	0	0%	0	0%	0	0%	0	0%	0	0%	0	0%	0	0%	4	6%	63	100%
13	63	85%	0	0%	0	0%	0	0%	0	0%	0	0%	0	0%	3	4%	8	11%	74	100%
14	68	90%	0	0%	0	0%	0	0%	0	0%	0	0%	0	0%	1	1%	7	9%	76	100%
15	3	75%	0	0%	0	0%	0	0%	0	0%	0	0%	0	0%	1	25%	0	0%	4	100%
16	8	100%	0	0%	0	0%	0	0%	0	0%	0	0%	0	0%	0	0%	0	0%	8	100%
17	120	100%	0	0%	0	0%	0	0%	0	0%	0	0%	0	0%	0	0%	0	0%	120	100%
18	98	99%	1	1%	0	0%	0	0%	0	0%	0	0%	0	0%	0	0%	0	0%	99	100%
19	299	90%	0	0%	0	0%	0	0%	0	0%	0	0%	0	0%	19	6%	12	4%	330	100%
20	77	100%	0	0%	0	0%	0	0%	0	0%	0	0%	0	0%	0	0%	0	0%	77	100%
21	270	99%	0	0%	0	0%	0	0%	0	0%	0	0%	0	0%	4	1%	1	0%	275	100%
22	40	95%	0	0%	0	0%	0	0%	0	0%	0	0%	0	0%	2	5%	0	0%	42	100%
<b>STATE</b>	<b>3,183</b>	<b>92%</b>	<b>105</b>	<b>3%</b>	<b>1</b>	<b>0%</b>	<b>2</b>	<b>0%</b>	<b>0</b>	<b>0%</b>	<b>0</b>	<b>0%</b>	<b>0</b>	<b>0%</b>	<b>66</b>	<b>2%</b>	<b>96</b>	<b>3%</b>	<b>3,453</b>	<b>100%</b>

Source: Regular Juvenile Monthly Statistical Report submitted by probation districts July 2003 to June 2004.

TABLE 60

**FY 2004**  
**Colorado Juvenile Probation**  
**New Clients by Supervision Type**

Type: District	Probation Granted		Deferred Adjudications		Interstate Transfers to Colorado		Missing Data		Total New Cases	
	Number	%	Number	%	Number	%	Number	%	Number	%
1	699	95%	33	5%	1	0%	0	0%	733	100%
2	863	94%	57	6%	2	0%	0	0%	922	100%
3	28	91%	2	6%	1	3%	0	0%	31	100%
4	614	96%	5	1%	16	3%	0	0%	635	100%
5	119	100%	0	0%	0	0%	0	0%	119	100%
6	57	87%	5	8%	3	5%	0	0%	65	100%
7	114	98%	0	0%	2	2%	0	0%	116	100%
8	186	99%	1	1%	0	0%	0	0%	187	100%
9	52	72%	17	24%	3	4%	0	0%	72	100%
10	225	84%	38	14%	6	2%	0	0%	269	100%
11	81	38%	129	59%	6	3%	0	0%	216	100%
12	33	50%	33	50%	0	0%	0	0%	66	100%
13	41	41%	59	58%	1	1%	0	0%	101	100%
14	38	63%	21	35%	1	2%	0	0%	60	100%
15	32	94%	1	3%	1	3%	0	0%	34	100%
16	60	98%	0	0%	0	0%	1	2%	61	100%
17	737	95%	34	4%	6	1%	0	0%	777	100%
18	797	73%	298	27%	3	0%	0	0%	1,098	100%
19	390	62%	224	36%	10	2%	0	0%	624	100%
20	151	45%	180	55%	1	0%	1	0%	333	100%
21	233	89%	30	11%	1	0%	0	0%	264	100%
22	30	74%	9	23%	1	3%	0	0%	40	100%
<b>STATE</b>	<b>5,580</b>	<b>82%</b>	<b>1,176</b>	<b>17%</b>	<b>65</b>	<b>1%</b>	<b>2</b>	<b>0%</b>	<b>6,823</b>	<b>100%</b>

Source: Regular Juvenile Monthly Statistical Report submitted by probation districts July 2003 to June 2004.



TABLE 61

**FY 2004**  
**Colorado Juvenile Probation**  
**New Clients by Gender**

Gender Type: District	Female		Male		Unknown		Total New Cases	
	Number	%	Number	%	Number	%	Number	%
1	164	22%	565	77%	4	1%	733	100%
2	175	19%	746	81%	1	0%	922	100%
3	5	16%	25	81%	1	3%	31	100%
4	149	23%	483	77%	3	0%	635	100%
5	18	15%	84	71%	17	14%	119	100%
6	5	8%	22	34%	38	58%	65	100%
7	16	14%	92	79%	8	7%	116	100%
8	33	18%	154	82%	0	0%	187	100%
9	4	6%	68	94%	0	0%	72	100%
10	90	33%	179	67%	0	0%	269	100%
11	54	25%	160	74%	2	1%	216	100%
12	18	27%	48	73%	0	0%	66	100%
13	19	19%	82	81%	0	0%	101	100%
14	18	30%	42	70%	0	0%	60	100%
15	4	12%	30	88%	0	0%	34	100%
16	15	25%	36	59%	10	16%	61	100%
17	136	18%	641	82%	0	0%	777	100%
18	215	20%	883	80%	0	0%	1,098	100%
19	149	24%	475	76%	0	0%	624	100%
20	68	20%	264	80%	1	0%	333	100%
21	82	31%	182	69%	0	0%	264	100%
22	7	18%	33	82%	0	0%	40	100%
<b>STATE</b>	1,444	21%	5,294	78%	85	1%	6,823	100%

Source: Regular Juvenile Monthly Statistical Report submitted by probation districts July 2003 to June 2004.

TABLE 62

**FY 2004**  
**Colorado Juvenile Probation**  
**New Clients by Ethnic Group**

Ethnic Type: District	Anglo		African American		Asian		Hispanic		Native American		Other		Missing Data		Total New Cases	
	Number	%	Number	%	Number	%	Number	%	Number	%	Number	%	Number	%	Number	%
1	541	74%	33	5%	10	1%	140	19%	3	0%	6	1%	0	0%	733	100%
2	321	35%	260	28%	11	1%	312	34%	12	1%	6	1%	0	0%	922	100%
3	18	58%	0	0%	0	0%	12	39%	0	0%	1	3%	0	0%	31	100%
4	377	58%	112	18%	11	2%	119	19%	5	1%	11	2%	0	0%	635	100%
5	79	66%	1	1%	0	0%	20	17%	1	1%	18	15%	0	0%	119	100%
6	17	26%	0	0%	0	0%	6	9%	2	3%	40	62%	0	0%	65	100%
7	91	79%	2	2%	0	0%	11	9%	0	0%	12	10%	0	0%	116	100%
8	153	81%	6	3%	1	1%	22	12%	0	0%	5	3%	0	0%	187	100%
9	57	80%	1	1%	0	0%	14	19%	0	0%	0	0%	0	0%	72	100%
10	225	84%	7	3%	0	0%	36	13%	0	0%	1	0%	0	0%	269	100%
11	207	96%	0	0%	0	0%	5	2%	0	0%	4	2%	0	0%	216	100%
12	52	78%	2	3%	0	0%	11	17%	1	2%	0	0%	0	0%	66	100%
13	87	86%	2	2%	0	0%	12	12%	0	0%	0	0%	0	0%	101	100%
14	49	82%	0	0%	0	0%	2	3%	0	0%	9	15%	0	0%	60	100%
15	23	68%	1	3%	0	0%	10	29%	0	0%	0	0%	0	0%	34	100%
16	34	56%	1	2%	0	0%	13	21%	0	0%	13	21%	0	0%	61	100%
17	550	71%	86	11%	11	1%	75	10%	2	0%	53	7%	0	0%	777	100%
18	786	71%	219	20%	17	2%	56	5%	0	0%	20	2%	0	0%	1,098	100%
19	397	64%	1	0%	0	0%	225	36%	0	0%	1	0%	0	0%	624	100%
20	252	76%	11	3%	6	2%	63	19%	0	0%	1	0%	0	0%	333	100%
21	194	73%	7	3%	0	0%	59	22%	4	2%	0	0%	0	0%	264	100%
22	29	72%	0	0%	0	0%	0	0%	11	28%	0	0%	0	0%	40	100%
<b>STATE</b>	<b>4,539</b>	<b>67%</b>	<b>752</b>	<b>11%</b>	<b>67</b>	<b>1%</b>	<b>1,223</b>	<b>18%</b>	<b>41</b>	<b>1%</b>	<b>201</b>	<b>3%</b>	<b>0</b>	<b>0%</b>	<b>6,823</b>	<b>100%</b>

Source: Regular Juvenile Monthly Statistical Report submitted by probation districts July 2003 to June 2004.

TABLE 63

**FY 2004**  
**Colorado Juvenile Probation**  
**New Clients by Age**

Age: District	0-14 years		15 years		16 years		17 years		18 + years		Unknown		Total New Cases	
	Number	%	Number	%	Number	%	Number	%	Number	%	Number	%	Number	%
1	190	26%	141	19%	167	23%	147	20%	87	12%	1	0%	733	100%
2	247	27%	138	15%	241	26%	191	21%	105	11%	0	0%	922	100%
3	5	16%	7	23%	6	19%	8	26%	4	13%	1	3%	31	100%
4	181	28%	122	19%	150	24%	131	21%	51	8%	0	0%	635	100%
5	22	18%	22	18%	20	17%	27	23%	26	22%	2	2%	119	100%
6	22	34%	9	14%	16	25%	14	21%	3	5%	1	1%	65	100%
7	24	21%	13	11%	26	22%	36	31%	17	15%	0	0%	116	100%
8	43	22%	33	18%	46	25%	48	26%	17	9%	0	0%	187	100%
9	16	22%	14	19%	17	24%	16	22%	9	13%	0	0%	72	100%
10	73	27%	66	25%	68	25%	43	16%	19	7%	0	0%	269	100%
11	62	30%	46	21%	35	16%	55	25%	18	8%	0	0%	216	100%
12	14	21%	14	21%	17	26%	17	26%	4	6%	0	0%	66	100%
13	27	27%	16	16%	9	9%	30	29%	19	19%	0	0%	101	100%
14	15	25%	12	20%	15	25%	12	20%	6	10%	0	0%	60	100%
15	6	18%	3	9%	8	24%	9	25%	8	24%	0	0%	34	100%
16	13	21%	12	20%	12	20%	18	29%	6	10%	0	0%	61	100%
17	178	23%	138	18%	195	25%	187	24%	77	10%	2	0%	777	100%
18	251	23%	194	17%	265	24%	261	24%	127	12%	0	0%	1,098	100%
19	227	37%	134	21%	114	18%	108	17%	41	7%	0	0%	624	100%
20	78	23%	62	19%	80	24%	82	25%	30	9%	1	0%	333	100%
21	69	26%	47	18%	57	22%	63	24%	28	11%	0	0%	264	100%
22	12	29%	10	25%	7	18%	8	20%	3	8%	0	0%	40	100%
<b>STATE</b>	<b>1,775</b>	<b>27%</b>	<b>1,253</b>	<b>18%</b>	<b>1,571</b>	<b>23%</b>	<b>1,511</b>	<b>22%</b>	<b>705</b>	<b>10%</b>	<b>8</b>	<b>0%</b>	<b>6,823</b>	<b>100%</b>

Source: Regular Juvenile Monthly Statistical Report submitted by probation districts July 2003 to June 2004.

TABLE 64

**FY 2004**  
**Colorado Juvenile Probation**  
**Successful/Unsuccessful Termination Types**

District	SUCCESSFUL TERMINATIONS		UNSUCCESSFUL TERMINATIONS				Total Terminations	
	Successful		Revocation		Absconson		Total Terminations	
District	Number	%	Number	%	Number	%	Number	%
1	303	72%	106	25%	13	3%	422	100%
2	462	56%	216	27%	134	17%	812	100%
3	21	92%	1	4%	1	4%	23	100%
4	369	65%	169	29%	37	6%	575	100%
5	57	85%	4	6%	6	9%	67	100%
6	39	66%	19	32%	1	2%	59	100%
7	93	83%	17	15%	2	2%	112	100%
8	133	63%	70	33%	9	4%	212	100%
9	44	75%	12	20%	3	5%	59	100%
10	158	70%	60	26%	10	4%	228	100%
11	131	77%	26	15%	13	8%	170	100%
12	51	82%	5	8%	6	10%	62	100%
13	70	87%	8	10%	2	3%	80	100%
14	43	76%	11	20%	2	4%	56	100%
15	29	80%	6	17%	1	3%	36	100%
16	38	88%	5	12%	0	0%	43	100%
17	311	70%	91	20%	46	10%	448	100%
18	522	68%	172	23%	68	9%	762	100%
19	323	69%	120	26%	24	5%	467	100%
20	228	83%	32	12%	14	5%	274	100%
21*	116	65%	57	32%	6	3%	179	100%
22	33	72%	11	24%	2	4%	46	100%
<b>STATE</b>	<b>3,574</b>	<b>69%</b>	<b>1,218</b>	<b>23%</b>	<b>400</b>	<b>8%</b>	<b>5,192</b>	<b>100%</b>

Key: 21\*: This district currently has private probation for juveniles.

*Successful Terminations* : This number includes all the state successful terminations and private (transfer) successful terminations of those districts that use juvenile private probation.

Cases supervised by a private provider were sent through probation and terminated on ICON or were sentenced to a private provider and were reported by local private providers as a successful termination.

*Unsuccessful Terminations* : This column includes Revocations and Absconsions. A revocation is defined as a revocation from probation supervision for a technical violation, new misdemeanor, or new felony.

*Total Terminations* : In this table only, the total terminations include: Revocations, Absconsions and Successful Terminations from probation supervision. Additional types of probation closures are included in Table 65.

TABLE 65

**FY 2004**  
**Colorado Juvenile Probation**  
**All Probation Supervision Closure Types**

Type: District	Successful		Revocation		Absconson		Change of Venue		Administrative		Missing Data		Total Terminations	
	Number	%	Number	%	Number	%	Number	%	Number	%	Number	%	Number	%
1	303	47%	106	17%	13	2%	206	33%	5	1%	0	0%	633	100%
2	462	48%	216	23%	134	14%	129	14%	5	1%	0	0%	946	100%
3	21	84%	1	4%	1	4%	2	8%	0	0%	0	0%	25	100%
4	369	58%	169	27%	37	6%	49	8%	4	1%	0	0%	628	100%
5	57	64%	4	4%	6	7%	14	16%	8	9%	0	0%	89	100%
6	39	62%	19	30%	1	2%	4	6%	0	0%	0	0%	63	100%
7	93	76%	17	14%	2	2%	9	7%	1	1%	0	0%	122	100%
8	133	54%	70	29%	9	4%	27	11%	4	2%	0	0%	243	100%
9	44	62%	12	17%	3	4%	9	13%	3	4%	0	0%	71	100%
10	158	62%	60	23%	10	4%	25	10%	3	1%	0	0%	256	100%
11	131	66%	26	13%	13	6%	29	14%	3	1%	0	0%	202	100%
12	51	76%	5	8%	6	9%	3	5%	1	2%	0	0%	66	100%
13	70	74%	8	8%	2	2%	14	15%	1	1%	0	0%	95	100%
14	43	61%	11	16%	2	3%	13	19%	1	1%	0	0%	70	100%
15	29	70%	6	14%	1	2%	6	14%	0	0%	0	0%	42	100%
16	38	66%	5	9%	0	0%	14	25%	0	0%	0	0%	57	100%
17	311	50%	91	15%	46	7%	174	28%	1	0%	0	0%	623	100%
18	522	54%	172	18%	68	7%	195	20%	10	1%	0	0%	967	100%
19	323	60%	120	23%	24	5%	33	6%	31	6%	0	0%	531	100%
20	228	68%	32	10%	14	4%	57	17%	4	1%	0	0%	335	100%
21*	116	59%	57	29%	6	3%	17	9%	0	0%	0	0%	196	100%
22	33	66%	11	22%	2	4%	3	6%	1	2%	0	0%	50	100%
<b>STATE</b>	<b>3,574</b>	<b>58%</b>	<b>1,218</b>	<b>19%</b>	<b>400</b>	<b>6%</b>	<b>1,032</b>	<b>16%</b>	<b>86</b>	<b>1%</b>	<b>0</b>	<b>0%</b>	<b>6,310</b>	<b>100%</b>

Key: 21\*: This district currently has private probation for juveniles.

*Successful Terminations* : This number includes all the state successful terminations and private successful terminations of those districts that use juvenile private probation.

Cases supervised by a private provider were sent through probation and terminated on ICON or were sentenced to a private provider and were reported by local private providers as a successful termination.

*Revocations* : This column includes revocation from probation supervision for a technical violation, new misdemeanor, or a new felony.

*Absconson* : This column includes offenders that have absconded from supervision.

*Change of Venue*: This column includes juveniles who have been sent to another jurisdiction for supervision.

*Administrative Closure* : Includes death of an offender, deportation or no services provided to an offender ( i.e. in custody in another jurisdiction).

Closure Types for Interstate offenders supervised by Colorado Probation are included in the above table.

TABLE 66

**FY 2004**  
**Colorado Juvenile Probation**  
**Type of Revocation**

Type: District	New Felony		New Misdemeanor		Technical Violation		Missing Data		Total Revocations	
	Number	%	Number	%	Number	%	Number	%	Number	%
1	11	10%	7	7%	88	83%	0	0%	106	100%
2	13	6%	1	0%	202	94%	0	0%	216	100%
3	0	0%	0	0%	1	100%	0	0%	1	100%
4	34	20%	17	10%	118	70%	0	0%	169	100%
5	2	50%	0	0%	2	50%	0	0%	4	0%
6	1	5%	1	5%	17	90%	0	0%	19	100%
7	1	6%	4	24%	12	70%	0	0%	17	100%
8	15	21%	13	19%	42	60%	0	0%	70	100%
9	4	33%	5	42%	3	25%	0	0%	12	100%
10	10	17%	9	15%	41	68%	0	0%	60	100%
11	1	4%	9	35%	16	61%	0	0%	26	100%
12	3	60%	1	20%	1	20%	0	0%	5	100%
13	1	13%	1	13%	6	74%	0	0%	8	100%
14	1	10%	5	45%	5	45%	0	0%	11	100%
15	3	50%	0	0%	3	50%	0	0%	6	100%
16	0	0%	0	0%	5	100%	0	0%	5	100%
17	27	30%	12	13%	52	57%	0	0%	91	100%
18	31	18%	21	12%	120	70%	0	0%	172	100%
19	11	9%	22	18%	87	73%	0	0%	120	100%
20	2	6%	4	13%	26	81%	0	0%	32	100%
21	8	14%	3	5%	46	81%	0	0%	57	100%
22	3	27%	3	27%	5	46%	0	0%	11	100%
<b>STATE</b>	<b>182</b>	<b>15%</b>	<b>138</b>	<b>11%</b>	<b>898</b>	<b>74%</b>	<b>0</b>	<b>0%</b>	<b>1,218</b>	<b>100%</b>

Key: *Felony*: This is a revocation for a new felony offense committed while on probation supervision.

*Misdemeanor*: This is a revocation for a new misdemeanor offense committed while on probation supervision.

*Technical*: This is a revocation for probation supervision violations (i.e. drug use, non-compliance)

*Total Revocations*: Total includes all felony, misdemeanor, and technical violations resulting in a revocation from probation.

TABLE 67

**FY 2004**  
**Colorado Juvenile Probation**  
**Last Risk Classification at Termination**

Risk Level:	New: w/in first 30 days of supervision start date				Maximum		Medium		Minimum		Admin.		Interstate Transfer to Other State		Unclassified		Missing Data		Total Terminations	
	District	#	%	#	%	#	%	#	%	#	%	#	%	#	%	#	%	#	%	
1	0	0%	57	9%	239	39%	174	27%	60	9%	1	0%	102	16%	0	0%	633	100%		
2	14	1%	197	21%	218	24%	215	23%	285	30%	3	0%	14	1%	0	0%	946	100%		
3	1	4%	3	12%	8	32%	9	36%	0	0%	0	0%	4	16%	0	0%	25	100%		
4	18	3%	174	28%	171	27%	152	24%	87	14%	15	2%	11	2%	0	0%	628	100%		
5	1	1%	16	18%	19	21%	36	41%	16	18%	0	0%	1	1%	0	0%	89	100%		
6	0	0%	10	16%	20	32%	17	27%	12	19%	4	6%	0	0%	0	0%	63	100%		
7	0	0%	27	22%	26	21%	45	37%	19	16%	2	2%	3	2%	0	0%	122	100%		
8	7	3%	62	26%	102	41%	20	8%	36	15%	14	6%	2	1%	0	0%	243	100%		
9	0	0%	10	14%	10	14%	29	42%	17	24%	3	4%	1	1%	1	1%	71	100%		
10	4	2%	20	8%	105	41%	57	22%	54	21%	5	2%	11	4%	0	0%	256	100%		
11	2	1%	6	3%	65	32%	74	37%	45	22%	2	1%	8	4%	0	0%	202	100%		
12	0	0%	4	6%	27	40%	25	38%	9	14%	1	2%	0	0%	0	0%	66	100%		
13	0	0%	16	17%	25	26%	27	29%	22	23%	2	2%	3	3%	0	0%	95	100%		
14	0	0%	7	10%	14	20%	29	42%	10	14%	5	7%	5	7%	0	0%	70	100%		
15	0	0%	3	7%	4	10%	18	42%	13	31%	2	5%	2	5%	0	0%	42	100%		
16	2	4%	4	7%	15	26%	26	45%	2	4%	4	7%	4	7%	0	0%	57	100%		
17	71	11%	61	10%	127	20%	161	26%	169	28%	9	1%	24	4%	1	0%	623	100%		
18	6	1%	58	6%	130	13%	304	31%	417	44%	3	0%	47	5%	2	0%	967	100%		
19	22	4%	74	14%	127	24%	211	40%	86	16%	11	2%	0	0%	0	0%	531	100%		
20	11	3%	77	23%	86	26%	79	24%	32	10%	1	0%	49	14%	0	0%	335	100%		
21	0	0%	42	21%	53	27%	64	33%	36	18%	0	0%	1	1%	0	0%	196	100%		
22	0	0%	5	10%	19	38%	5	10%	17	34%	3	6%	1	2%	0	0%	50	100%		
<b>STATE</b>	<b>159</b>	<b>3%</b>	<b>933</b>	<b>15%</b>	<b>1,610</b>	<b>26%</b>	<b>1,777</b>	<b>27%</b>	<b>1,444</b>	<b>23%</b>	<b>90</b>	<b>1%</b>	<b>293</b>	<b>5%</b>	<b>4</b>	<b>0%</b>	<b>6,310</b>	<b>100%</b>		

Source: Regular Juvenile Monthly Statistical Report submitted by probation districts July 2003 to June 2004.

TABLE 68

**FY 2004**  
**Colorado Juvenile Probation**  
**Length of Stay at Termination**

<b>Number of</b>															
<b>Months:</b>		<b>0-12 months</b>		<b>13-24 months</b>		<b>25-36 months</b>		<b>37+ months</b>		<b>Unknown</b>		<b>Missing Data</b>		<b>Total Terminations</b>	
<b>District</b>	<b>Number</b>	<b>%</b>	<b>Number</b>	<b>%</b>	<b>Number</b>	<b>%</b>	<b>Number</b>	<b>%</b>	<b>Number</b>	<b>%</b>	<b>Number</b>	<b>%</b>	<b>Number</b>	<b>%</b>	
1	367	59%	180	28%	58	9%	28	4%	0	0%	0	0%	633	100%	
2	606	64%	249	26%	67	7%	24	3%	0	0%	0	0%	946	100%	
3	18	72%	6	24%	0	0%	1	4%	0	0%	0	0%	25	100%	
4	360	58%	171	27%	63	10%	34	5%	0	0%	0	0%	628	100%	
5	60	67%	21	24%	5	6%	3	3%	0	0%	0	0%	89	100%	
6	34	54%	22	35%	5	8%	2	3%	0	0%	0	0%	63	100%	
7	58	48%	53	43%	8	7%	3	2%	0	0%	0	0%	122	100%	
8	125	51%	76	31%	31	13%	11	5%	0	0%	0	0%	243	100%	
9	36	52%	30	42%	1	1%	3	4%	0	0%	1	1%	71	100%	
10	181	71%	65	25%	8	3%	2	1%	0	0%	0	0%	256	100%	
11	138	69%	43	21%	13	6%	8	4%	0	0%	0	0%	202	100%	
12	44	67%	16	24%	6	9%	0	0%	0	0%	0	0%	66	100%	
13	58	62%	26	27%	6	6%	5	5%	0	0%	0	0%	95	100%	
14	45	64%	18	26%	3	4%	4	6%	0	0%	0	0%	70	100%	
15	18	44%	17	40%	6	14%	1	2%	0	0%	0	0%	42	100%	
16	26	46%	25	44%	3	5%	3	5%	0	0%	0	0%	57	100%	
17	393	63%	173	28%	42	7%	14	2%	0	0%	1	0%	623	100%	
18	486	50%	312	32%	103	11%	65	7%	0	0%	1	0%	967	100%	
19	362	68%	131	25%	26	5%	12	2%	0	0%	0	0%	531	100%	
20	251	74%	62	19%	12	4%	10	3%	0	0%	0	0%	335	100%	
21	134	68%	44	22%	13	7%	5	3%	0	0%	0	0%	196	100%	
22	24	48%	21	42%	5	10%	0	0%	0	0%	0	0%	50	100%	
<b>STATE</b>	<b>3,824</b>	<b>60%</b>	<b>1,761</b>	<b>28%</b>	<b>484</b>	<b>8%</b>	<b>238</b>	<b>4%</b>	<b>0</b>	<b>0%</b>	<b>3</b>	<b>0%</b>	<b>6,310</b>	<b>100%</b>	



TABLE 69

**FY 2004**  
**Colorado Juvenile Probation**  
**Active Client Risk Levels on June 30, 2004**

Risk Level:	New: w/in first 30 days of supervision start date		Maximum		Medium		Minimum		Administrative		Interstate Transfers		Unclassified		Total Active Cases	
	District	Number	%	Number	%	Number	%	Number	%	Number	%	Number	%	Number	%	Number
1	87	10%	111	12%	382	43%	221	24%	48	5%	2	0%	59	6%	910	100%
2	17	2%	250	28%	261	29%	164	18%	117	13%	7	1%	80	9%	896	100%
3	0	0%	17	33%	12	22%	17	33%	2	4%	2	4%	2	4%	52	100%
4*	21	3%	196	25%	268	33%	188	24%	56	7%	26	3%	42	5%	797	100%
5	2	1%	32	24%	34	25%	49	36%	19	14%	0	0%	0	0%	136	100%
6	0	0%	17	20%	21	24%	24	28%	16	19%	8	9%	0	0%	86	100%
7	2	1%	31	17%	65	35%	53	28%	23	12%	3	2%	9	5%	186	100%
8	4	2%	124	48%	58	23%	19	7%	27	11%	14	6%	8	3%	254	100%
9	0	0%	19	24%	7	9%	37	47%	9	12%	6	8%	0	0%	78	100%
10	13	5%	27	11%	123	50%	35	14%	36	15%	4	2%	7	3%	245	100%
11	12	5%	9	4%	126	49%	64	26%	34	14%	0	0%	5	2%	250	100%
12	3	3%	5	6%	23	27%	41	48%	13	15%	0	0%	1	1%	86	100%
13	2	1%	27	20%	28	21%	45	35%	26	19%	3	2%	3	2%	134	100%
14	4	5%	21	29%	28	39%	8	11%	9	12%	2	3%	1	1%	73	100%
15	2	3%	4	6%	17	25%	21	30%	17	25%	3	4%	5	7%	69	100%
16	2	2%	17	15%	22	19%	46	39%	12	10%	5	4%	13	11%	117	100%
17	57	7%	90	11%	245	31%	182	23%	163	21%	11	1%	47	6%	795	100%
18	59	4%	123	8%	323	22%	532	36%	272	18%	72	5%	100	7%	1,481	100%
19	8	1%	125	21%	182	30%	178	30%	94	16%	15	2%	0	0%	602	100%
20*	14	5%	80	28%	63	23%	52	19%	34	12%	3	1%	32	12%	278	100%
21*	4	1%	63	21%	114	39%	85	29%	26	9%	1	0%	4	1%	297	100%
22*	0	0%	9	19%	18	38%	5	11%	12	26%	3	6%	0	0%	47	100%
<b>STATE</b>	313	4%	1,397	18%	2,420	31%	2,066	26%	1,065	14%	190	2%	418	5%	7,869	100%

\* These districts have juvenile cases being supervised by a private provider, these private numbers are included in each of these supervision levels.

TABLE 70

**FY 2004**  
**Colorado Probation Specialized Programs**  
**Adult Intensive Supervision Probation New Cases by Order Type**

Type: DISTRICT	Direct Sentence		Transfer from Regular Probation		Interstate		Courtesy Transfer from other Colorado Probation Districts		Total New Cases	
	Number	%	Number	%	Number	%	Number	%	Number	%
1	202	82%	44	18%	0	0%	0	0%	246	100%
3	0	0%	0	0%	0	0%	0	0%	0	0%
4	95	58%	65	40%	0	0%	3	2%	163	100%
5	6	67%	3	33%	0	0%	0	0%	9	100%
6	3	50%	1	17%	0	0%	2	33%	6	100%
7	3	60%	1	20%	0	0%	1	20%	5	100%
8	82	64%	46	36%	0	0%	1	0%	129	100%
9	10	59%	6	35%	0	0%	1	6%	17	100%
10	23	39%	33	56%	0	0%	3	5%	59	100%
11	9	70%	2	15%	0	0%	2	15%	13	100%
12	1	11%	8	89%	0	0%	0	0%	9	100%
13	2	15%	10	77%	0	0%	1	8%	13	100%
14	4	67%	2	33%	0	0%	0	0%	6	100%
15	0	0%	0	0%	0	0%	0	0%	0	0%
16	0	0%	0	0%	0	0%	0	0%	0	0%
17	115	59%	77	39%	0	0%	3	2%	195	100%
18	85	49%	80	47%	0	0%	7	4%	172	100%
19	53	67%	16	20%	0	0%	10	13%	79	100%
20	19	62%	11	35%	0	0%	1	3%	31	100%
21	4	33%	8	67%	0	0%	0	0%	12	100%
22	1	100%	0	0%	0	0%	0	0%	1	100%
2A*	317	79%	79	20%	0	0%	4	1%	400	100%
STATE	1,034	67%	492	31%	0	0%	39	2%	1,565	100%

2A\*: Denver Adult Probation including Denver Drug Court.

Source: Specialized Programs Monthly Summary submitted by probation districts July 2003- June 2004.

TABLE 71

**FY 2004**  
**Colorado Probation Specialized Programs**  
**Sex Offender Intensive Supervision Program New Cases by Order Type**

Type:	Direct Sentence		Transfer from Regular Probation		Interstate		Courtesy Transfer from other Colorado Probation Districts		Total New Cases	
	Number	%	Number	%	Number	%	Number	%	Number	%
1	8	62%	5	38%	0	0%	0	0%	13	100%
3	0	0%	1	100%	0	0%	0	0%	1	100%
4	4	8%	46	90%	0	0%	1	2%	51	100%
5	0	0%	1	100%	0	0%	0	0%	1	100%
6	2	50%	2	50%	0	0%	0	0%	4	100%
7	0	0%	1	100%	0	0%	0	0%	1	100%
8	5	31%	11	69%	0	0%	0	0%	16	100%
9	0	0%	1	100%	0	0%	0	0%	1	100%
10	3	38%	5	63%	0	0%	0	0%	8	100%
11	1	10%	9	90%	0	0%	0	0%	10	100%
12	0	0%	0	0%	0	0%	0	0%	0	100%
13	2	100%	0	0%	0	0%	0	0%	2	100%
14	0	0%	0	0%	0	0%	0	0%	0	0%
15	0	0%	0	0%	0	0%	0	0%	0	0%
16	0	0%	0	0%	0	0%	0	0%	0	0%
17	8	73%	3	27%	0	0%	0	0%	11	100%
18	12	22%	42	78%	0	0%	0	0%	54	100%
19	3	43%	4	57%	0	0%	0	0%	7	100%
20	0	0%	3	100%	0	0%	0	0%	3	100%
21	2	29%	5	71%	0	0%	0	0%	7	100%
22	1	100%	0	0%	0	0%	0	0%	1	100%
2J*	0	0%	0	0%	0	0%	0	0%	0	0%
2A**	3	21%	8	57%	0	0%	3	21%	14	100%
<b>STATE</b>	<b>54</b>	<b>26%</b>	<b>147</b>	<b>72%</b>	<b>0</b>	<b>0%</b>	<b>4</b>	<b>2%</b>	<b>205</b>	<b>100%</b>

2J\*: Denver Juvenile Probation.

2A\*\*: Denver Adult Probation.

Source: Specialized Programs Monthly Summary submitted by probation districts July 2003- June 2004.

TABLE 71

*FY 2004*  
*Colorado Probation Specialized Programs*  
*Sex Offender Intensive Supervision Program New Cases by Order Type*

Source: Specialized Programs Monthly Summary submitted by probation districts July 2003- June 2004.

TABLE 72

**FY 2004**  
**Colorado Probation Specialized Programs**  
**Juvenile Intensive Supervision Probation New Cases by Order Type**

Type:	Direct Sentence		Transfer from Regular Probation		Interstate		Courtesy Transfer from other Colorado Probation Districts		Total New Cases	
	Number	%	Number	%	Number	%	Number	%	Number	%
1	25	40%	37	60%	0	0%	0	0%	62	100%
3	0	0%	0	0%	0	0%	0	0%	0	0%
4	19	70%	8	30%	0	0%	0	0%	27	100%
5	0	0%	0	0%	0	0%	0	0%	0	0%
6	4	80%	1	20%	0	0%	0	0%	5	100%
7	0	0%	1	100%	0	0%	0	0%	1	100%
8	13	87%	2	13%	0	0%	0	0%	15	100%
9	4	44%	5	56%	0	0%	0	0%	9	100%
10	24	63%	14	37%	0	0%	0	0%	38	100%
11	0	0%	8	100%	0	0%	0	0%	8	100%
12	7	50%	7	50%	0	0%	0	0%	14	100%
13	0	0%	2	100%	0	0%	0	0%	2	100%
14	0	0%	0	0%	0	0%	0	0%	0	0%
15	1	100%	0	0%	0	0%	0	0%	1	100%
16	0	0%	0	0%	0	0%	0	0%	0	0%
17	22	35%	41	65%	0	0%	0	0%	63	100%
18	29	51%	28	49%	0	0%	0	0%	57	100%
19	7	44%	9	56%	0	0%	0	0%	16	100%
20	8	67%	4	33%	0	0%	0	0%	12	100%
21	3	18%	14	82%	0	0%	0	0%	17	100%
22	2	67%	1	33%	0	0%	0	0%	3	100%
2J*	15	31%	33	67%	0	0%	1	2%	49	100%
STATE	183	46%	215	54%	0	0%	1	0%	399	100%

2J\*: Denver Juvenile Probation.

Source: Specialized Programs Monthly Summary submitted by probation districts July 2003- June 2004.

TABLE 73

**FY 2004**  
**Colorado Probation Specialized Programs**  
**Adult Intensive Supervision Probation Discharges**

Type:	Successful: Transfer to Regular Probation		Successful: Completed Program no longer on Probation		Revoked: Revoked and Reinstated		Revoked: Community Corrections		Revocation: Technical no longer on Probation		Revocation: New Felony no longer on Probation		Revocation: New Misdemeanor no longer on Probation		Transfer to Another Specialized Program		Courtesy sent back to Original District		Total Discharges			
	Number	%	Number	%	Number	%	Number	%	Number	%	Number	%	Number	%	Number	%	Number	%	Number	%		
DISTRICT																						
1	31	21%	8	5%	12	8%	15	10%	48	32%	12	8%	5	3%	17	11%	0	0%	3	2%	151	100%
3	0	0%	0	0%	0	0%	0	0%	0	0%	0	0%	0	0%	0	0%	0	0%	0	0%	0	0%
4	31	24%	5	4%	26	20%	3	2%	26	20%	17	13%	4	3%	16	12%	0	0%	2	2%	130	100%
5	4	40%	0	0%	4	40%	0	0%	0	0%	0	0%	0	0%	0	0%	0	0%	2	20%	10	100%
6	2	40%	0	0%	0	0%	0	0%	2	40%	1	20%	0	0%	0	0%	0	0%	0	0%	5	100%
7	2	33%	0	0%	3	50%	0	0%	0	0%	0	0%	0	0%	1	17%	0	0%	0	0%	6	100%
8	39	44%	2	2%	0	0%	11	12%	16	18%	9	10%	4	4%	7	8%	0	0%	2	2%	90	100%
9	6	29%	1	5%	3	14%	1	5%	7	32%	1	5%	0	0%	1	5%	0	0%	1	5%	21	100%
10	4	13%	6	20%	0	0%	0	0%	9	30%	4	13%	2	7%	3	10%	0	0%	2	7%	30	100%
11	3	49%	0	0%	1	17%	0	0%	1	17%	1	17%	0	0%	0	0%	0	0%	0	0%	6	100%
12	4	49%	0	0%	0	0%	3	38%	1	13%	0	0%	0	0%	0	0%	0	0%	0	0%	8	100%
13	9	60%	3	20%	2	13%	0	0%	1	7%	0	0%	0	0%	0	0%	0	0%	0	0%	15	100%
14	0	0%	1	50%	0	0%	0	0%	1	50%	0	0%	0	0%	0	0%	0	0%	0	0%	2	100%
15	2	40%	2	40%	0	0%	1	20%	0	0%	0	0%	0	0%	0	0%	0	0%	0	0%	5	100%
16	0	0%	0	0%	0	0%	0	0%	0	0%	0	0%	0	0%	0	0%	0	0%	0	0%	0	0%
17	71	50%	2	1%	0	0%	15	11%	15	11%	5	4%	3	2%	25	18%	0	0%	4	3%	140	100%
18	31	35%	3	3%	0	0%	15	16%	21	23%	4	4%	5	5%	3	3%	0	0%	9	10%	91	100%
19	26	31%	6	7%	0	0%	20	23%	8	9%	3	3%	3	3%	9	10%	0	0%	12	14%	87	100%
20	6	27%	6	27%	0	0%	2	9%	1	5%	0	0%	1	5%	6	27%	0	0%	0	0%	22	100%
21	10	58%	1	6%	0	0%	2	12%	1	6%	2	12%	1	6%	0	0%	0	0%	0	0%	17	100%
22	0	0%	0	0%	0	0%	0	0%	0	0%	0	0%	0	0%	0	0%	0	0%	0	0%	0	0%
2A*	62	16%	31	8%	0	0%	86	23%	79	20%	29	7%	9	2%	79	20%	0	0%	16	4%	391	100%
STATE	343	29%	77	6%	51	4%	174	14%	237	19%	88	7%	37	3%	167	14%	0	0%	53	4%	1,227	100%

2A\*: Denver Adult Probation including Denver Drug Court.

Source: Specialized Programs Monthly Summary submitted by probation districts July 2003- June 2004.

**FY 2004**  
**Colorado Probation Specialized Programs**  
**Adult Intensive Supervision Probation**  
**Successful/Unsuccessful Terminations**

TYPE:	SUCCESSFUL TERMINATIONS		UNSUCCESSFUL TERMINATIONS				TOTAL TERMINATIONS	
	SUCCESSFUL		REVOICATION		ABSCONSION			
DISTRICT	Number	%	Number	%	Number	%	Number	%
1	39	32%	65	54%	17	14%	121	100%
3	0	0%	0	0%	0	0%	0	0%
4	36	36%	47	48%	16	16%	99	100%
5	4	100%	0	0%	0	0%	4	100%
6	2	40%	3	60%	0	0%	5	100%
7	2	67%	0	0%	1	33%	3	100%
8	41	53%	29	38%	7	9%	77	100%
9	7	44%	8	50%	1	6%	16	100%
10	10	36%	15	53%	3	11%	28	100%
11	3	60%	2	40%	0	0%	5	100%
12	4	80%	1	20%	0	0%	5	100%
13	12	92%	1	8%	0	0%	13	100%
14	1	50%	1	50%	0	0%	2	100%
15	4	100%	0	0%	0	0%	4	100%
16	0	0%	0	0%	0	0%	0	0%
17	73	60%	23	19%	25	21%	121	100%
18	34	51%	30	45%	3	4%	67	100%
19	32	58%	14	25%	9	16%	55	100%
20	12	60%	2	10%	6	30%	20	100%
21	11	73%	4	27%	0	0%	15	100%
22	0	0%	0	0%	0	0%	0	0%
2A	93	32%	117	40%	79	27%	289	100%
STATE	420	44%	362	38%	167	18%	949	100%

Key: *Successful Terminations* : This number includes the successful clients that completed AISP and were transferred to regular probation to finish their sentence and these successful AISP clients who terminated probation supervision directly from AISP.

*Unsuccessful Terminations* : This column includes revocations and absconsions. A revocation is defined as a termination from probation supervision for a technical violation, new misdemeanor, or new felony. A revocation to Community Corrections is NOT included in this section.

*Total Terminations* : In this table only, the total terminations include: revocations, absconsions and successful terminations from AISP supervision.

TABLE 75

**FY 2004**  
**Colorado Probation Specialized Programs**  
**Sex Offender Intensive Supervision Program Discharges**

Type:	Successful: Transfer to Regular Probation		Successful: Completed Program no longer on Probation		Revoked: Revoked and Reinstated		Revocation: Community Corrections		Revocation: Technical no longer on Probation		Revocation: New Felony no longer on Probation		Revocation: New Misdemeanor no longer on Probation		Transfer to Another Specialized Program		Courtesy sent back to Original District		Total Discharges			
	Number	%	Number	%	Number	%	Number	%	Number	%	Number	%	Number	%	Number	%	Number	%	Number	%		
DISTRICT 1	0	0%	1	50%	0	0%	0	0%	0	0%	1	50%	0	0%	0	0%	0	0%	0	0%	2	100%
3	0	0%	0	0%	0	0%	0	0%	0	0%	0	0%	0	0%	0	0%	0	0%	0	0%	0	0%
4	0	0%	4	25%	5	31%	0	0%	3	19%	2	13%	0	0%	1	6%	0	0%	1	6%	16	100%
5	0	0%	0	0%	1	100%	0	0%	0	0%	0	0%	0	0%	0	0%	0	0%	0	0%	1	100%
6	0	0%	0	0%	0	0%	0	0%	0	0%	0	0%	0	0%	0	0%	0	0%	0	0%	0	0%
7	1	100%	0	0%	0	0%	0	0%	0	0%	0	0%	0	0%	0	0%	0	0%	0	0%	1	100%
8	0	0%	0	0%	0	0%	0	0%	1	25%	0	0%	1	25%	1	25%	0	0%	1	25%	4	100%
9	0	0%	0	0%	1	100%	0	0%	0	0%	0	0%	0	0%	0	0%	0	0%	0	0%	1	100%
10	0	0%	0	0%	0	0%	0	0%	2	100%	0	0%	0	0%	0	0%	0	0%	0	0%	2	100%
11	0	0%	0	0%	3	100%	0	0%	0	0%	0	0%	0	0%	0	0%	0	0%	0	0%	3	100%
12	0	0%	0	0%	0	0%	0	0%	0	0%	0	0%	0	0%	0	0%	0	0%	0	0%	0	0%
13	0	0%	0	0%	0	0%	0	0%	0	0%	0	0%	0	0%	0	0%	0	0%	0	0%	0	0%
14	0	0%	0	0%	0	0%	0	0%	0	0%	0	0%	0	0%	0	0%	0	0%	0	0%	0	0%
15	0	0%	0	0%	2	100%	0	0%	0	0%	0	0%	0	0%	0	0%	0	0%	0	0%	2	100%
16	0	0%	0	0%	0	0%	0	0%	0	0%	0	0%	0	0%	0	0%	0	0%	0	0%	0	0%
17	0	0%	0	0%	0	0%	0	0%	1	100%	0	0%	0	0%	0	0%	0	0%	0	0%	1	100%
18	0	0%	0	0%	0	0%	0	0%	3	75%	1	25%	0	0%	0	0%	0	0%	0	0%	4	100%
19	0	0%	0	0%	0	0%	0	0%	0	0%	0	0%	0	0%	1	100%	0	0%	0	0%	1	100%
20	0	0%	0	0%	0	0%	0	0%	1	100%	0	0%	0	0%	0	0%	0	0%	0	0%	1	100%
21	0	0%	0	0%	0	0%	0	0%	1	100%	0	0%	0	0%	0	0%	0	0%	0	0%	1	100%
22	0	0%	1	50%	0	0%	0	0%	0	0%	0	0%	0	0%	0	0%	0	0%	1	50%	2	100%
2A*	0	0%	0	0%	0	0%	0	0%	3	60%	0	0%	0	0%	1	20%	0	0%	1	20%	5	100%
STATE	1	2%	6	13%	12	25%	0	0%	15	32%	4	8%	1	2%	4	9%	0	0%	4	9%	47	100%

2A\*: Denver Adult Probation including Denver Drug Court.

Source: Specialized Programs Monthly Summary submitted by probation districts July 2003- June 2004.



TABLE 76

**FY 2004**  
**Colorado Probation Specialized Programs**  
**Sex Offender Intensive Supervision Program**  
**Successful/Unsuccessful Terminations**

TYPE: DISTRICT	SUCCESSFUL TERMINATIONS		UNSUCCESSFUL TERMINATIONS				TOTAL TERMINATIONS	
	SUCCESSFUL		REVOCAION		ABSCONSION		TOTAL TERMINATIONS	
	Number	%	Number	%	Number	%	Number	%
1	1	50%	1	50%	0	0%	2	100%
3	0	0%	0	0%	0	0%	0	0%
4	4	40%	5	50%	1	10%	10	100%
5	0	0%	0	0%	0	0%	0	0%
6	0	0%	0	0%	0	0%	0	0%
7	1	100%	0	0%	0	0%	1	100%
8	0	0%	2	67%	1	33%	3	100%
9	0	0%	0	0%	0	0%	0	0%
10	0	0%	2	100%	0	0%	2	100%
11	0	0%	0	0%	0	0%	0	0%
12	0	0%	0	0%	0	0%	0	0%
13	0	0%	0	0%	0	0%	0	0%
14	0	0%	0	0%	0	0%	0	0%
15	0	0%	0	0%	0	0%	0	0%
16	0	0%	0	0%	0	0%	0	0%
17	0	0%	1	100%	0	0%	1	100%
18	0	0%	4	100%	0	0%	4	100%
19	0	0%	0	0%	1	100%	1	100%
20	0	0%	1	100%	0	0%	1	100%
21	0	0%	1	100%	0	0%	1	100%
22	1	100%	0	0%	0	0%	1	100%
2A	0	0%	3	75%	1	25%	4	100%
STATE	7	23%	20	64%	4	13%	31	100%

Key: *Successful Terminations* : This number includes the successful clients that completed SOISP and were transferred to regular probation to finish there sentence and the successful clients who completed SOISP and are no longer on probation.

*Unsuccessful Terminations* : This column includes revocations and absconsions. A revocation is defined as a termination from probation supervision for a technical violation, new misdemeanor, or new felony. A revocation to Community Corrections is NOT included in this section.

*Total Terminations* : In this chart only, the total terminations include: revocations, absconsions and successful terminations from SOISP supervision.

Source: Specialized Programs Monthly Summary submitted by probation districts for July 2003- June 2004.

TABLE 77

**FY 2004**  
**Colorado Probation Specialized Programs**  
**Juvenile Intensive Supervision Probation Discharges**

DISTRICT	Successful: Transfer to Regular Probation		Successful: Completed Program no longer on Probation		Revoked and Reinstated		Revoked: Community Corrections		Revocation: Technical no longer on Probation		Revocation: New Felony no longer on Probation		Revocation: New Misdemeanor no longer on Probation		Transfer to Another Specialized Program		Courtesy sent back to Original District		Total Discharges			
	Number	%	Number	%	Number	%	Number	%	Number	%	Number	%	Number	%	Number	%	Number	%	Number	%		
1	17	20%	23	27%	25	31%	1	1%	8	10%	1	1%	2	2%	2	2%	0	0%	5	6%	84	100%
3	0	0%	1	100%	0	0%	0	0%	0	0%	0	0%	0	0%	0	0%	0	0%	0	0%	1	100%
4	0	0%	16	30%	14	26%	0	0%	9	17%	9	17%	3	6%	2	4%	0	0%	0	0%	53	100%
5	0	0%	0	0%	0	0%	0	0%	0	0%	0	0%	0	0%	0	0%	0	0%	0	0%	0	0%
6	0	0%	3	19%	6	37%	0	0%	7	44%	0	0%	0	0%	0	0%	0	0%	0	0%	16	100%
7	0	0%	0	0%	0	0%	0	0%	0	0%	0	0%	0	0%	0	0%	0	0%	0	0%	0	0%
8	2	5%	10	24%	18	43%	0	0%	7	17%	3	7%	1	2%	0	0%	0	0%	1	2%	42	100%
9	5	50%	0	0%	0	0%	0	0%	3	30%	1	10%	0	0%	1	10%	0	0%	0	0%	10	100%
10	4	7%	9	16%	26	46%	0	0%	10	17%	1	2%	2	4%	3	5%	2	4%	0	0%	57	100%
11	0	0%	0	0%	0	0%	0	0%	0	0%	0	0%	0	0%	0	0%	0	0%	0	0%	0	0%
12	7	39%	2	11%	4	22%	0	0%	3	17%	0	0%	0	0%	2	11%	0	0%	0	0%	18	100%
13	1	11%	1	11%	1	11%	0	0%	5	56%	1	11%	0	0%	0	0%	0	0%	0	0%	9	100%
14	0	0%	0	0%	0	0%	0	0%	0	0%	0	0%	0	0%	0	0%	0	0%	0	0%	0	0%
15	0	0%	0	0%	0	0%	0	0%	0	0%	0	0%	0	0%	0	0%	0	0%	0	0%	0	0%
16	0	0%	0	0%	0	0%	0	0%	0	0%	0	0%	0	0%	0	0%	0	0%	0	0%	0	0%
17	31	26%	4	3%	46	39%	0	0%	17	14%	9	8%	0	0%	8	7%	0	0%	4	3%	119	100%
18	12	24%	3	6%	16	33%	0	0%	15	31%	2	4%	1	2%	0	0%	0	0%	0	0%	49	100%
19	2	13%	2	13%	2	13%	0	0%	8	54%	0	0%	0	0%	1	7%	0	0%	0	0%	15	100%
20	0	0%	6	18%	24	70%	0	0%	2	6%	1	3%	1	3%	0	0%	0	0%	0	0%	34	100%
21	5	31%	0	0%	7	44%	0	0%	3	19%	0	0%	0	0%	0	0%	0	0%	1	6%	16	100%
22	0	0%	0	0%	1	50%	0	0%	1	50%	0	0%	0	0%	0	0%	0	0%	0	0%	2	0%
2J*	15	22%	13	19%	9	13%	0	0%	14	21%	2	3%	3	4%	11	16%	0	0%	1	2%	68	100%
STATE	101	17%	93	16%	199	34%	1	0%	112	19%	30	5%	13	2%	30	5%	2	0%	12	2%	593	100%

2J\*: Denver Juvenile Probation.

Source: Specialized Programs Monthly Summary submitted by probation districts July 2003- June 2004.

TABLE 78

**FY 2004**  
**Colorado Probation Specialized Programs**  
**Juvenile Intensive Supervision Probation**  
**Successful/Unsuccessful Terminations**

TYPE:	SUCCESSFUL TERMINATIONS		UNSUCCESSFUL TERMINATIONS				TOTAL TERMINATIONS	
	SUCCESSFUL		REVOCATION		ABSCONSION			
DISTRICT	Number	%	Number	%	Number	%	Number	%
1	40	75%	11	21%	2	4%	53	100%
3	1	100%	0	0%	0	0%	1	100%
4	16	41%	21	54%	2	5%	39	100%
5	0	0%	0	0%	0	0%	0	0%
6	3	30%	7	70%	0	0%	10	100%
7	0	0%	0	0%	0	0%	0	0%
8	12	52%	11	48%	0	0%	23	100%
9	5	50%	4	40%	1	10%	10	100%
10	13	45%	13	45%	3	10%	29	100%
11	0	0%	0	0%	0	0%	0	0%
12	9	65%	3	21%	2	14%	14	0%
13	2	25%	6	75%	0	0%	8	100%
14	0	0%	0	0%	0	0%	0	0%
15	0	0%	0	0%	0	0%	0	0%
16	0	0%	0	0%	0	0%	0	0%
17	35	50%	26	38%	8	12%	69	100%
18	15	45%	18	55%	0	0%	33	100%
19	4	31%	8	62%	1	8%	13	100%
20	6	60%	4	40%	0	0%	10	100%
21	5	63%	3	38%	0	0%	8	100%
22	0	0%	1	100%	0	0%	1	100%
2A	28	48%	19	33%	11	19%	58	100%
STATE	194	51%	155	41%	30	8%	379	100%

Key: *Successful Terminations* : This number includes the successful clients that completed JISP and were transferred to regular probation to finish there sentence and the successful clients who completed JISP and are no longer on probation.

*Unsuccessful Terminations* : This column includes revocations and absconsions. A revocation is defined as a termination from probation supervision for a technical violation, new misdemeanor, or new felony. A revocation to Community Corrections is NOT included in this section.

*Total Terminations* : In this chart only, the total terminations include: revocations, absconsions and successful terminations from JISP supervision.

Source: Specialized Programs Monthly Summary submitted by probation districts for July 2003- June 2004.

TABLE 79

**FY 2004**  
**Colorado Probation Specialized Programs**  
**Active Caseloads on June 30, 2004**

Type:	Adult Intensive Supervision Probation		Specialized Drug Offender Program (permanently discontinued as of 7/1/03)		Female Offender Program (restored 7/1/04, FY 2005)		****Sex Offender Intensive Supervision Probation		Juvenile Intensive Supervision Probation		Total Active Cases	
	DISTRICT	Number	%	Number	%	Number	%	Number	%	Number	%	Number
1	284	64%	0	0%	0	0%	113	25%	51	11%	448	100%
3	12	70%	0	0%	0	0%	2	12%	3	18%	17	100%
4	204	51%	0	0%	0	0%	158	39%	39	10%	401	100%
5	18	44%	0	0%	0	0%	23	56%	0	0%	41	100%
6	4	14%	0	0%	0	0%	17	61%	7	25%	28	100%
7	8	53%	0	0%	0	0%	4	27%	3	20%	15	100%
8	134	63%	0	0%	0	0%	61	28%	19	9%	214	100%
9	8	33%	0	0%	0	0%	5	21%	11	46%	24	100%
10	75	46%	0	0%	0	0%	59	36%	29	18%	163	100%
11	21	54%	0	0%	0	0%	18	46%	0	0%	39	100%
12	16	47%	0	0%	0	0%	0	0%	18	53%	34	100%
13	9	38%	0	0%	0	0%	12	50%	3	13%	24	100%
14	11	79%	0	0%	0	0%	3	21%	0	0%	14	100%
15	6	55%	0	0%	0	0%	1	9%	4	36%	11	100%
16	4	29%	0	0%	0	0%	4	29%	6	42%	14	100%
17	147	56%	0	0%	0	0%	54	20%	64	24%	265	100%
18	332	47%	0	0%	0	0%	207	29%	166	24%	705	100%
19	103	63%	0	0%	0	0%	42	26%	18	11%	163	100%
20	95	63%	0	0%	0	0%	32	21%	24	16%	151	100%
21	31	31%	0	0%	0	0%	33	33%	35	36%	99	100%
22	1	10%	0	0%	0	0%	7	70%	2	20%	10	100%
2J*	0	0%	0	0%	0	0%	0	0%	43	100%	43	100%
2A**	378	88%	0	0%	0	0%	50	12%	0	0%	428	100%
STATE	1,901	57%	0	0%	0	0%	905	27%	545	16%	3,351	100%

2J\*: Denver Juvenile Probation.

2A\*\*: Denver Adult Probation including Denver Drug Court.

\*\*\*\*The Non-Sex Offender Intensive Supervision Program population is included in the Regular Adult Probation Chart.

Source: Specialized Programs Monthly Summary submitted by probation districts July 2003- June 2004.

TABLE 80

*Summary of Colorado Probation  
Victims Services  
FY 2000 to FY 2004*

	FY2000	FY2001	FY2002	FY2003	FY2004
<b>VICTIM SERVICES</b>					
<b>Initial Notifications Sent</b>	7,492	9,430	9,790	12,296	10,934
<b>Notification Requests Returned</b>	2,034	2,042	2,159	2,372	2,635
<b>Percent of Victims Requesting Notification</b>	27%	22%	22%	19%	24%
<b>*VICTIM NOTIFICATION OF CRITICAL PROBATION EVENTS</b>					
<b>Change of Probation Officer and Supervision Location</b>	2,520	3,738	3,738	3,169	2,818
<b>Date of Probation Termination</b>	725	985	1,256	1,533	1,936
<b>Early Termination Requests</b>	193	260	248	337	439
<b>**Probation Violation</b>				460	1,096
<b>Probation Revocation Hearing/Disposition</b>	1,936	2,542	2,994	3,831	3,434
<b>Hearing other than Revocation</b>	1,261	1,689	1,897	2,071	2,757
<b>Modification of Probation Sentence</b>		2	43	461	467
<b>Change of Venue/Transfer of Jurisdiction</b>	547	541	866	589	441
<b>Abscond/Warrant</b>	672	771	1,184	1,465	1,379
<b>Death of a Probationer</b>	7	37	33	27	25
<b>TOTAL</b>	7,861	10,565	12,259	13,943	14,792

*\*Victim Notification of Critical Probation Events* : These numbers include all of the statutorily (24-4.1-303 (13.5) (a) C.R.S) required notifications of the critical stages of probation supervision.

*\*\*Probation Violation* : This figure refers to specific domestic violence victims regarding their right to be informed of the violation of any condition of probation (24-4.1-302.5 (i.5), C.R.S.).

TABLE 81

*Summary of Colorado DUI Evaluations  
FY 2000 to FY 2004*

<b>TOTAL EVALUATIONS</b>	<b>FY 2000</b>	<b>FY 2001</b>	<b>FY 2002</b>	<b>FY 2003</b>	<b>FY 2004</b>
<b>DISTRICT</b>	Number	Number	Number	Number	Number
1	2,529	2,496	2,556	2,833	2,657
3	446	432	380	385	361
4	2,915	2,745	2,699	2,832	2,730
5	1,552	1,371	1,361	1,122	1,185
6	641	696	611	448	562
7	778	783	733	669	622
8	2,450	2,289	2,312	2,249	2,373
9	795	759	750	780	776
10	2,136	1,533	1,287	1,243	1,211
11	386	542	500	562	617
12	749	759	663	471	443
13	747	754	764	627	566
14	431	482	515	454	394
15	274	261	239	307	189
16	369	315	258	230	194
17	3,096	3,355	3,049	2,928	3,373
18	4,710	4,302	4,107	4,008	4,093
19	1,799	1,822	1,632	1,615	1,608
20	2,284	2,665	2,464	2,393	1,817
21	944	1,092	1,001	918	953
22	336	348	293	212	216
<b>COLORADO COURT TOTAL</b>	<b>30,367</b>	<b>29,801</b>	<b>28,174</b>	<b>27,286</b>	<b>26,940</b>
Denver County*	3,476	3,270	2,638	2,341	2,058
<b>STATE TOTAL</b>	<b>33,843</b>	<b>33,071</b>	<b>30,812</b>	<b>29,627</b>	<b>28,998</b>

\*Denver County Court is not part of the State Court data system, therefore data is reported separately.

## FINANCIAL INFORMATION

In Fiscal Year 2004, the Judicial Branch had a budget of \$222 million (\$156 million in general funds and \$65.5 million in cash and federal funds) and 2,847.7 full-time equivalent staff. This reflects a net decrease of \$10 million over the original FY 2003 appropriation. This decrease was primarily due to a \$20 million general fund cut in all personal services line items which was partially offset by a legislatively authorized civil filing fee increase that generated \$10 million in new cash funds revenues. This decrease resulted in the elimination of 14% of non-judge staff.

Personnel costs of \$140.1 million comprised the largest portion of the \$222 million budget, while operating costs (\$4.2 million) and employee health benefits (\$6 million) comprised the smallest. In Fiscal Year 2004 \$20 million dollars supported victims' compensation and assistance programs and \$14.8 million was appropriated to mandated costs for court appointed counsel, jury and court costs. The remaining \$36.7 million was appropriated in various areas including federal funds and grants, the collections and alternate dispute resolution programs, training, courthouse furnishings, leased space and other miscellaneous items.

	<b>FY 2004 Total Funds (millions)</b>
Personal Services	\$140.1
Benefits	6.0
Operating	4.2
Mandated	14.8
Victims Comp/Assistance	20.3
Other	36.7
<b>Total</b>	<b>\$222.1</b>

The Judicial Branch's FY 2004 appropriation represented 1.6% of the State of Colorado's total appropriated budget.

**COLORADO JUDICIAL BRANCH  
COLLECTIONS  
FISCAL YEAR 2003-04**

CATEGORY	AMOUNT
<b>GENERAL FUND</b>	
1% Asset Forfeiture	\$ 6,769
Copy Work, Certifications, etc.	\$ 838,756
Court Registry Interest, NSF Fees, and Other Miscellaneous Fees	\$ 95,154
Family Stabilization Fees	\$ 2,418,443
Miscellaneous Civil/Probate Docket Fees and Related	\$ 14,863,050
Miscellaneous Criminal Docket Fees and Related	\$ 6,084,873
Public Defender Fees	\$ 269,086
Supreme Court Docket Fee Tax (Non-Appeal Filings)	\$ 328
Unclaimed Funds	\$ 253,162
Victims Assistance (General Fund Portion)	\$ 1,150,245
Water Case Filing & Mailing Fees	\$ 220,280
<b>Subtotal</b>	<b>\$ 26,200,146</b>
<b>Percentage of Total</b>	<b>21.4%</b>
<b>HIGHWAY USER'S TRUST FUND</b>	
D.U.I. Fines	\$ 1,225,225
Traffic Fines & Forfeits	\$ 7,728,716
<b>Subtotal</b>	<b>\$ 8,953,941</b>
<b>Percentage of Total</b>	<b>7.3%</b>
<b>VICTIM FUNDS</b>	
Restitution (Reimbursements to Victims of Crime for Losses Incurred)	\$ 20,531,519
Victims Assistance Surcharges (for Local and State Victims Assistance Grant Programs)	\$ 11,333,476
Victims Compensation Costs (for Local Victims Compensation Programs)	\$ 8,839,286
<b>Subtotal</b>	<b>\$ 40,704,281</b>
<b>Percentage of Total</b>	<b>33.3%</b>
<b>OTHER SPECIAL PURPOSES AND FUNDS</b>	
Alcohol Evaluation/Supervision Fees	\$ 4,136,779
Animal Cruelty Surcharges (for Division of Criminal Justice)	\$ 2,042
Attorney Fee Reimbursements	\$ 189,353
Colorado Children's Trust Fund (for Dept. of Public Health and Environment)	\$ 315,000
Continuing Legal Education Fund	\$ 308,016
Displaced Homemaker Fee (for Dept. of Labor and Employment)	\$ 99,492
Drug Offender Surcharge Cash Fund (for Various Criminal Justice Agencies)	\$ 3,525,339
Family Friendly Courts Surcharge	\$ 250,877
Felony, Misdemeanor Fines (Judicial Fines Collection Cash Fund)	\$ 1,412,210
Judicial Performance Fund	\$ 543,988
Judicial Stabilization Fund	\$ 10,381,933
Law Enforcement Assistant Fees (for Dept. of Health and Environment, Transportation Safety, Human Services)	\$ 2,096,147
Law Examiner Board Fund	\$ 781,463
Municipalities & Counties Share of Fees & Fines Collected	\$ 5,081,141
Offender ID Fund (for Dept. of Public Safety and Judicial Dept.)	\$ 37,967
Office of Dispute Resolution Fund	\$ 911,730
Outstanding Judgment & Warrant Fees (Judicial Dept. portion)	\$ 1,121,581
Persistent Drunk Driver Surcharge (for Dept. of Transportation, Revenue, Human Services)	\$ 749,485
Probation Supervision Fees (for Judicial Offender Services Fund)	\$ 5,928,806
Sex Offender Surcharge Fund (for Various Criminal Justice Agencies)	\$ 344,352
Supreme Court Committee Fund (Attorney Regulation)	\$ 4,897,446
Supreme Court Law Library Fund	\$ 360,250
Tax- Vital Statistics (for Dept. of Public Health and Environment)	\$ 77,810
Time Payment/Late Fees (Judicial Collection Enhancement Fund)	\$ 2,214,876
Traumatic Brain Injury Surcharges (for Dept. of Human Services)	\$ 168,969
Useful Public Service Fees Collected (Judicial Operated Programs)	\$ 446,206
Wildlife Fund (for Dept. of Natural Resources)	\$ 90,229
Youthful Offender Surcharge	\$ 253
<b>Subtotal</b>	<b>\$ 46,473,740</b>
<b>Percentage of Total</b>	<b>38.0%</b>
<b>TOTAL ALL CATEGORIES</b>	<b>\$ 122,332,108</b>



## JUDICIAL BRANCH COLLECTIONS

In Fiscal Year 2004, the state courts throughout Colorado collected \$20.5 million in restitution for victims of crime along with \$101.8 million in other statutory fines and costs. Collection efforts are concentrated in Collections Investigator offices in the local courts and probation departments. Under this statewide program, the Judicial Branch has implemented a variety of proactive strategies and procedures to maximize the collection of restitution, fines and fees. Examples include: investigating offender assets and earnings; issuing wage attachments; locating offenders who are trying to avoid their financial obligation to the court; intercepting state income tax refunds and lottery winnings; bank account garnishments; suspensions of drivers licenses; and referrals of accounts to private collection agencies. Numerous other individuals also play key roles in collections including judges, clerks, probation officers, court administrators, district attorneys and other criminal justice agencies. The chart below shows the restitution recoveries over the last ten years.

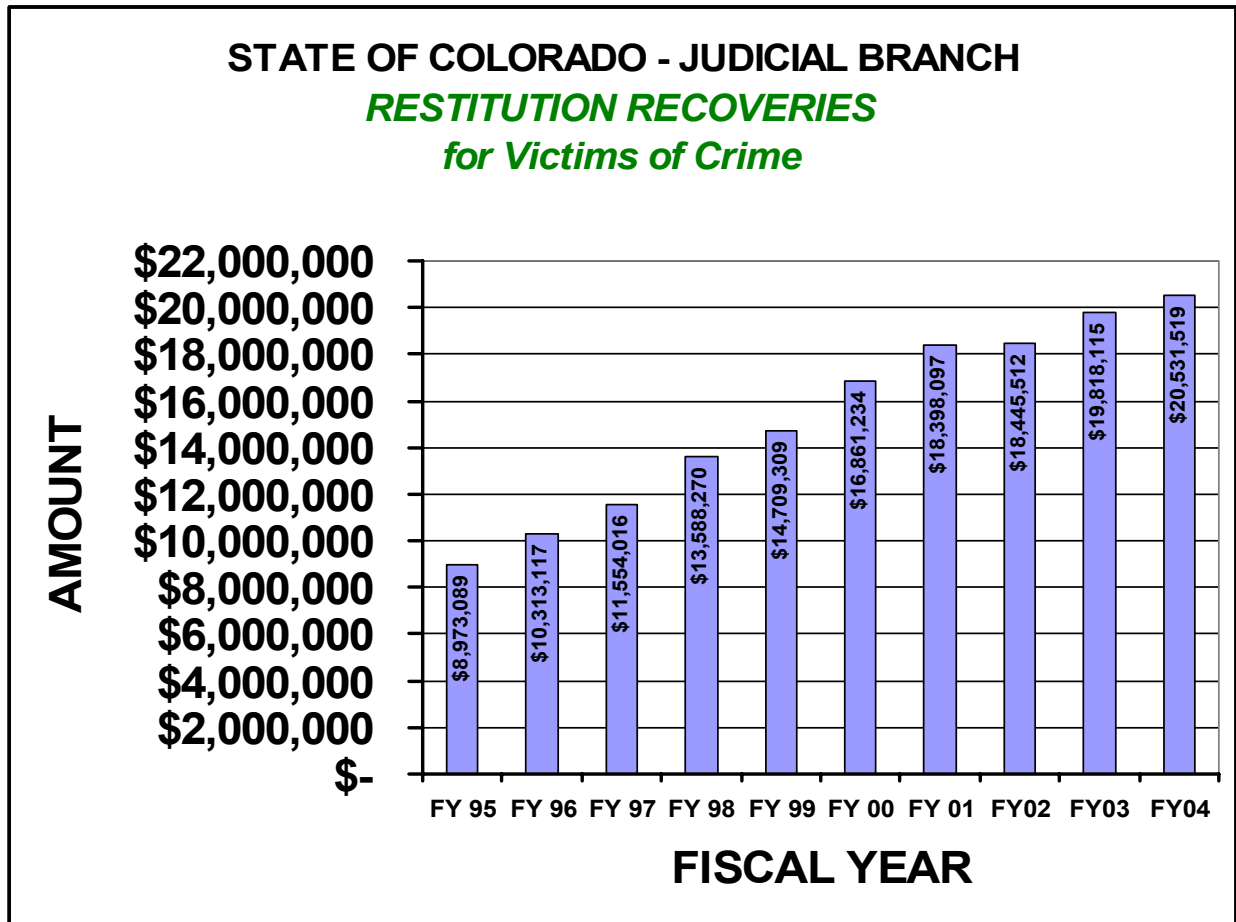


CHART 6

**Judicial Branch FY2004 Budget Appropriations**

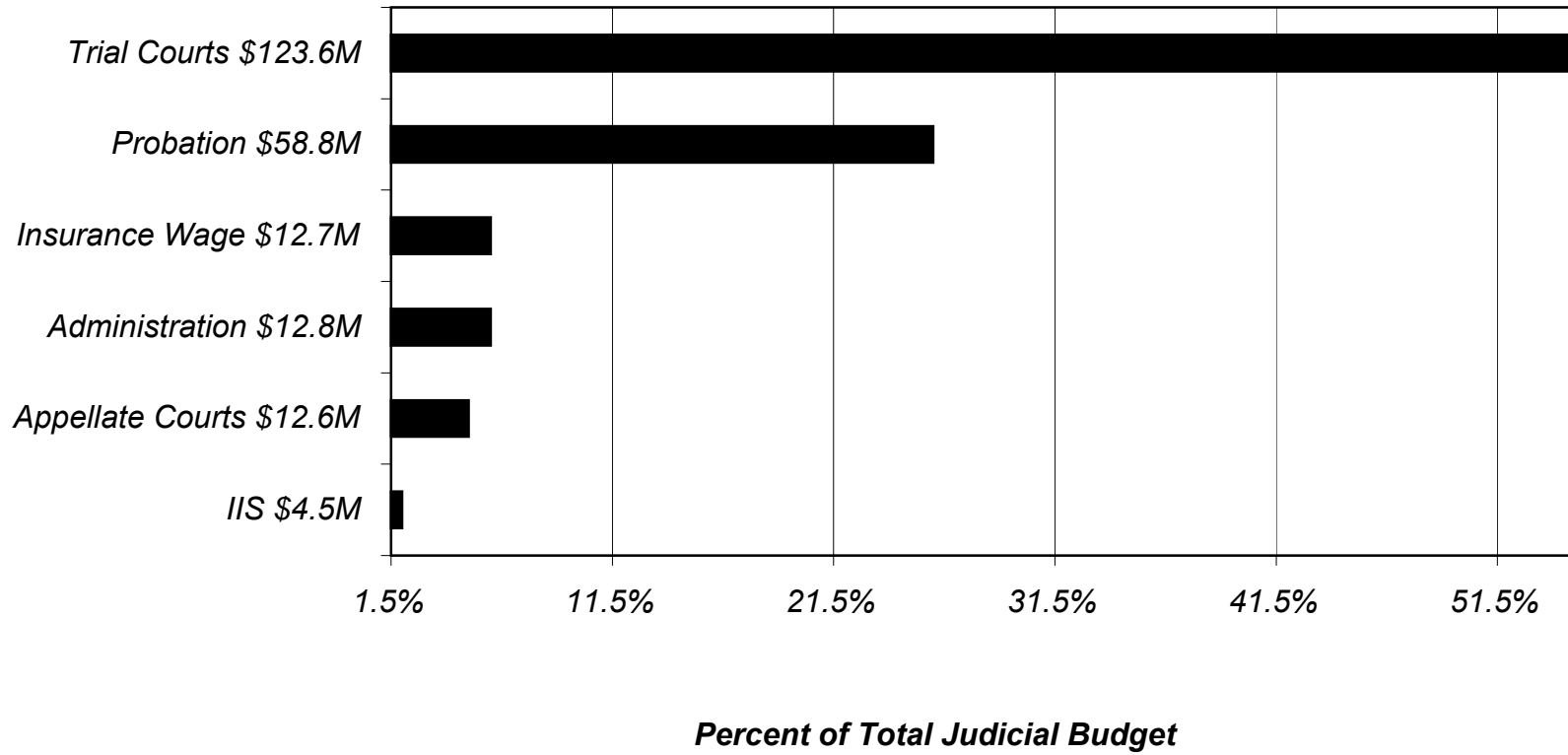


CHART 7

**Judicial Branch FY 2004 Budget Appropriation by Category of Expenditures**

