

# Building a solid future for Colorado justice



*Governor Bill Ritter signs Senate Bill 08-206 during a June 5, 2008, ceremony outside the Colorado Judicial Building while (from the left) Rep. Don Marostica, Colorado Historical Society President and Chief Executive Officer Ed Nichols, Rep. Terrance Carroll, Attorney General John Suthers, and Chief Justice Mary Mullarkey look on. The bill created the Relph L. Carr Justice Center, expected to open in 2014 on the block now occupied by the Colorado Judicial Building and Colorado History Museum. The legislation also created a new home for the museum, expected to open in 2011 one block south of its current location.*



---

Colorado Judicial Branch  
Annual Statistical Report  
Fiscal Year 2008

---

# SUPREME COURT OF COLORADO

STATE JUDICIAL BUILDING

2 EAST 14TH AVENUE

DENVER, COLORADO 80203-2116

MARY J. MULLARKEY  
CHIEF JUSTICE

(303) 837-3771

Each year the Colorado Judicial Branch presents its annual statistical report to the citizens of Colorado. As Chief Justice of the Colorado Supreme Court, I am pleased to present our report for Fiscal Year 2008. This report reflects the efforts of the courts to implement the United States and Colorado Constitutions and laws by fully and fairly resolving disputes of all kinds.

This statistical report provides a detailed look at the cases filed and resolved in our courts during the fiscal year that ended on June 30, 2008. It presents detailed data of court activities at the appellate, district, and county court levels, as well as in probation services. Information is presented by category of court filings and probation caseloads, as well as location of filings.

As the Colorado Judicial Department continued to see growth in trial court filings, the past fiscal year brought some remarkable changes and the promise of a new home for the department and other law-related state agencies.


Overall trial court filings brought to our courts in FY 2008 numbered 291,465 criminal and 441,199 civil cases. On the appellate level, 1,657 cases were filed with the Supreme Court, which issued 147 opinions; 2,753 cases were filed with the Court of Appeals, which issued 1,981 published and unpublished opinions with an additional 773 cases dismissed.

The continued implementation of House Bill 07-1054, which authorized the addition of 43 new district and county court judges across the state, brought the number of members of the state bench to 304. That figure will grow to 315 by FY 2010, the final year of growth called for in the bill.

I am very pleased to report the signing of Senate Bill 08-206 near the end of FY 2008 culminated years of hard work by the Judicial Department, the Colorado Historical Society, the General Assembly and other stakeholders. The legislation created the new Ralph L. Carr Justice Center, expected to open in 2014, on the block now occupied by the Judicial Building and the Colorado History Museum. It also created a new home for the museum one block away from its current location.

Consolidating the state's judicial and legal offices under one roof will bring significant savings in rent, lease and other expenses in the coming decades.

As Chief Justice, I will continue to work to ensure a judiciary that is responsive to the needs of the public and to promote the public's understanding of and confidence in the Colorado Judicial Department.



Mary J. Mullarkey, Chief Justice

## Table of Contents

Foreword .....	i
Judicial District Map .....	ii
Organization Chart .....	iii

### I. Supreme Court

List of Supreme Court Justices .....	1
Narrative .....	3
Table 1 Supreme Court Caseload, FY 1978 to FY 2008 .....	5
Table 2 Distribution of Case Filings in the Supreme Court, FY 1988 to FY 2008 .....	6
Table 3 Distribution by Type of Case Filed in the Supreme Court, FY 2003 to FY 2008 .....	6
Table 4 Distribution of Case Terminations, FY 1988 to FY 2008 .....	7
Table 5 Supreme Court Written Opinions, FY 2003 to FY 2008 .....	7
Table 6 Distribution of Supreme Court Cases at Issue, End of FY 2008 .....	8
Table 7 Distribution of Supreme Court Cases Not at Issue, End of FY 2008 .....	8

### II. Court of Appeals

List of Court of Appeals Judges .....	9
Narrative .....	11
Table 8 Court of Appeals Caseload, FY 1973 to FY 2008 .....	13
Table 9 Distribution of Case Filings and Percent Change for FY 2007 and FY 2008 .....	14
Table 10 Distribution of Case Terminations and Percent Change for FY 2007 and FY 2008 .....	14

### III. District Court

List of District Court Judges .....	15
Narrative .....	17
Chart 1&2 Filing Comparison, FY 1998 and FY 2008 .....	19
Table 11 District Court Filings and Terminations Compared to Previous Year .....	21
Table 12 District Court Caseload, FY 1998 to FY 2008 .....	22
Table 13 District Court Filings and Percent Change, FY 2007 to FY 2008 .....	23
Table 14 District Court Filings and Terminations for FY 2008 .....	24-27
Table 15a Court and Jury Trials for District Court for FY 2008 .....	28-29
Table 15b Domestic Relations Hearings, FY2008 .....	30-31
Table 15c Mental Health Hearings, FY2008 .....	32-33
Table 15d Probate Hearings, FY2008 .....	34-35
Table 16 Civil Filings by Type of Case for FY 2008 .....	36-49
Table 17 Domestic Relations Filings by Type of Case for FY 2008 .....	50-53
Table 18 Criminal Filings by Type of Case for FY 2008 .....	54-65
Table 19 Juvenile Filings by Type of Case for FY 2008 .....	66-73
Table 20 Juvenile Delinquency Filings by Type of Case for FY 2008 .....	74-83
Table 21 Mental Health Filings by Type of Case for FY 2008 .....	84-85
Table 22 Probate Filings by Type of Case for FY 2008 .....	86-93

### IV. County Court

List of County Court Judges .....	95
Narrative .....	97
Chart 3&4 Filing Comparison, FY 1998 and FY 2008 .....	99
Table 23 County Court Filings and Terminations Compared to Previous Year .....	101
Table 24 County Court Caseload FY 1998 to FY 2008 .....	102
Table 25 County Court Filings and Percent Change from FY 2007 to FY 2008 .....	103
Table 26 County Court Filings and Terminations for FY 2008 .....	104-107
Table 27 Court and Jury Trials for County Court for FY 2008 .....	108-109
Table 28 DUI/DWAI Filings by District for FY 1998 to FY 2008 .....	110
Table 29 Civil Filings by Type of Case for FY 2008 .....	111-112

Table 30	Misdemeanor Filings by Type of Case for FY 2008 .....	113-120
Table 31	Small Claims Filings by Type of Case for FY 2008 .....	121-122
Table 32	Traffic Filings by Type of Case for FY 2008 .....	123-124

## V. Water Court

List of Water Court Judges .....	125	
Narrative.....	127	
Table 33	Filings, Claims and Percent Change for FY 2007 and 2008 .....	129

## VI. Office of Dispute Resolution

Narrative.....	131	
Table 34	ADR Services Provided by Case Type and Disposition Percentage, FY 2008.....	133
Table 35	ADR Services Provided by District and Case Type, FY 2008 .....	134
Table 36	Mediation Services Provided by District and Case Type, FY 2008 .....	135

## VII. Financial Information

Narrative.....	137	
Table 37	Colorado Judicial Branch, Collections .....	138
Chart 5	Judicial Restitution, FY 1998 to FY 2008 .....	139
Chart 6	Colorado Judicial Branch, FY 2008 Statewide Total Appropriations .....	141
Chart 7	Colorado Judicial Branch, FY 2008 Judicial Appropriation by Agency.....	141
Chart 8	Colorado Judicial Branch, FY 2008 Judicial Appropriation by Major Program.....	141
Chart 9	Colorado Judicial Branch, FY 2008 Judicial Appropriation by Major Cost Category .....	141

## VIII. Colorado Probation

List of Chief Probation Officers.....	143	
Narrative.....	145-147	
Table 38	Grand Totals – Probation Adult Regular, Private, Juvenile, Intensive Programs, Monitoring and Investigations, FY2007 & FY 2008.....	149
	<i>Previous Table 38 (Summary of State Regular Probation Supervision and Investigation Caseloads (Adult and Juvenile) FY 2003 to FY 2008) replaced with Table 38</i>	
	<i>Previous Table 39 (Summary of Private Probation Non-DUI/DWAI Caseloads, FY 2002 to FY 2008) replaced with Table 38</i>	
Table 39	State and Private Combined (Non-DUI/DWAI) Successful/Unsuccessful Terminations FY2008.....	150

### Regular Adult State Probation:

Table 40	Adult Probation: FY 2008 Investigations ( <i>the information formerly contained in Table 98 Summary of Colorado DUI/DWAI State Evaluations can now be found in Table 40</i> ).....	151
Table 41	Adult Probation: FY 2008 New Clients by Offense Type.....	152
Table 42	Adult Probation: FY 2008 New Clients by Court of Origin .....	153
Table 43	Adult Probation: FY 2008 New Clients by Supervision Type.....	154
Table 44	Adult Probation: FY 2008 New Clients by Gender.....	155
Table 45	Adult Probation: FY 2008 New Clients by Age .....	156
Table 46	Adult Probation: FY 2008 New Clients by Ethnic Group.....	157
Table 47	Adult Probation: FY 2008 Successful/Unsuccessful Terminations.....	158
Table 48	Adult Probation: FY 2008 All Probation Supervision Closure Types.....	159
Table 49	Adult Probation: FY 2008 Type of Revocation.....	160
Table 50	Adult Probation: FY 2008 Length of Stay .....	161
Table 51	Adult Probation: FY 2008 Active Client Risk Levels on June 30, 2008 (State Supervised).....	162
Table 52	Adult Probation: FY 2008 Domestic Violence and Sex Offender Caseloads Active Client Risk Levels on June 30, 2008 (State Supervised).....	163
Table 53	Adult Probation: FY 2008 State Active and Private Non-DUI/DWAI clients on June 30, 2008 .....	164
Table 54	Adult Probation: FY 2008 State Active and All Private Clients on June 30, 2008 .....	165

### Private Probation:

Table 55	Private Probation: FY 2008 New Clients by Supervision Type.....	167
Table 56	Private Probation: FY 2008 New Clients by Gender.....	168

Table 57	Private Probation: FY 2008 New Clients by Age: Non-DUI/DWAI.....	169
Table 58	Private Probation: FY 2008 New Clients by Age: DUI/DWAI.....	170
Table 59	Private Probation: FY 2008 New Clients by Ethnic Group: Non-DUI/DWAI.....	171
Table 60	Private Probation: FY 2008 New Clients by Ethnic Group: DUI/DWAI.....	172
Table 61	Private Probation: FY 2008 Successful/Unsuccessful Terminations.....	173
Table 62	Private Probation: FY 2008 All Closure Types: Non-DUI/DWAI.....	174
Table 63	Private Probation: FY 2008 All Closure Types: DUI/DWAI .....	175
Table 64	Private Probation: FY 2008 Types of Revocation.....	176
Table 65	Private Probation: FY 2008 Length of Stay.....	177
Table 66	Private Probation: FY 2008 Active Non-DUI/DWAI Client Risk Levels on June 30, 2008.....	178
Table 67	Private Probation: FY 2008 Active DUI/DWAI Client Risk Levels on June 30, 2008 .....	179

**Regular Juvenile Probation:**

Table 68	Juvenile Probation: FY 2008 Investigations.....	181
Table 69	Juvenile Probation: FY 2008 New Clients by Offense Type.....	182
Table 70	Juvenile Probation: FY 2008 New Clients by Supervision Type.....	183
Table 71	Juvenile Probation: FY 2008 New Clients by Gender .....	184
Table 72	Juvenile Probation: FY 2008 New Clients by Age .....	185
Table 73	Juvenile Probation: FY 2008 New Clients by Ethnic Group .....	186
Table 74	Juvenile Probation: FY 2008 Successful/Unsuccessful Terminations.....	187
Table 75	Juvenile Probation: FY 2008 All Probation Supervision Closure Types.....	188
Table 76	Juvenile Probation: FY 2008 Type of Revocation.....	189
Table 77	Juvenile Probation: FY 2008 Length of Stay .....	190
Table 78	Juvenile Probation: FY 2008 Active Client Risk Levels on June 30, 2008.....	191
Table 79	Juvenile Probation: FY 2008 Active Sex Offender Client Risk Levels on June 30, 2008 .....	192

**Intensive Programs:**

**Adult Intensive Supervision Probation (AISP):**

Table 80	FY 2008 Adult Intensive Supervision (AISP) New Clients by Order Type.....	193
Table 81	FY 2008 Successful/Unsuccessful Terminations (AISP).....	194
Table 82	FY 2008 Adult Intensive Supervision (AISP) Discharges .....	195
Table 83	FY 2008 Adult Intensive Supervision (AISP) Type of Revocation .....	196

**Sex Offender Intensive Supervision Probation (SOISP):**

Table 84	FY 2008 Sex Offender Intensive Supervision (SOISP) New Clients by Order Type.....	197
Table 85	FY 2008 Successful/Unsuccessful Terminations (SOISP).....	198
Table 86	FY 2008 Sex Offender Intensive Supervision (SOISP) Discharges .....	199
Table 87	FY 2008 Sex Offender Intensive Supervision (SOISP) Type of Revocation .....	200

**Female Offender Program (FOP):**

Table 88	FY 2008 Female Offender Program (FOP) New Clients by Order Type.....	201
Table 89	FY 2008 Successful/Unsuccessful Terminations (FOP).....	202
Table 90	FY 2008 Female Offender Program (FOP) Discharges .....	203
Table 91	FY 2008 Female Offender Program (FOP) Type of Revocation .....	204

**Juvenile Intensive Supervision Probation (JISP):**

Table 92	FY 2008 Juvenile Intensive Supervision (JISP) New Clients by Order Type .....	205
Table 93	FY 2008 Successful/Unsuccessful Terminations (JISP).....	206
Table 94	FY 2008 Juvenile Intensive Supervision (JISP) Discharges.....	207
Table 95	FY 2008 Juvenile Intensive Supervision (JISP) Type of Revocation .....	208

**Intensive Programs Summary:**

Table 96	FY 2008 Active Clients Summary on June 30, 2008 .....	209
----------	---	-----

**Victim Services:**

Table 97	Summary of Victim Services FY 2003 to FY 2008 .....	211
----------	---	-----

**Alcohol and Drug Driving Safety Program (ADDS):**

*Previous Table 94 Summary of Colorado DUI/DWAI State Evaluations information moved to "Adult Probation: FY 2008 Investigations" Table 40*

Table 98	ADDS: FY2008 New State DUI/DWAI Monitored Clients.....	213
Table 99	ADDS: FY2008 New State DUI/DWAI Monitored Clients by Gender.....	214
Table 100	ADDS: FY2008 New State DUI/DWAI Monitored Clients by Ethnic Group .....	215
Table 101	ADDS: FY2008 New State DUI/DWAI Monitored Clients by Age .....	216
Table 102	ADDS: FY2008 State Successful/Unsuccessful Terminations .....	217
Table 103	ADDS: FY2008 State DUI/DWAI Monitored Closure Types.....	218
Table 104	ADDS: FY2008 State DUI/DWAI Monitored Clients Type of Revocation.....	219
Table 105	ADDS: FY2008 State DUI/DWAI Monitored Clients Length of Stay.....	220
Table 106	ADDS: FY2008 Active State DUI/DWAI Monitored Clients on June 30, 2008.....	221

**IX. Glossary of Terms**

Probation.....	223-224
Supreme Court Glossary of Terms .....	224-225
Trial Court Glossary of Terms .....	225-228

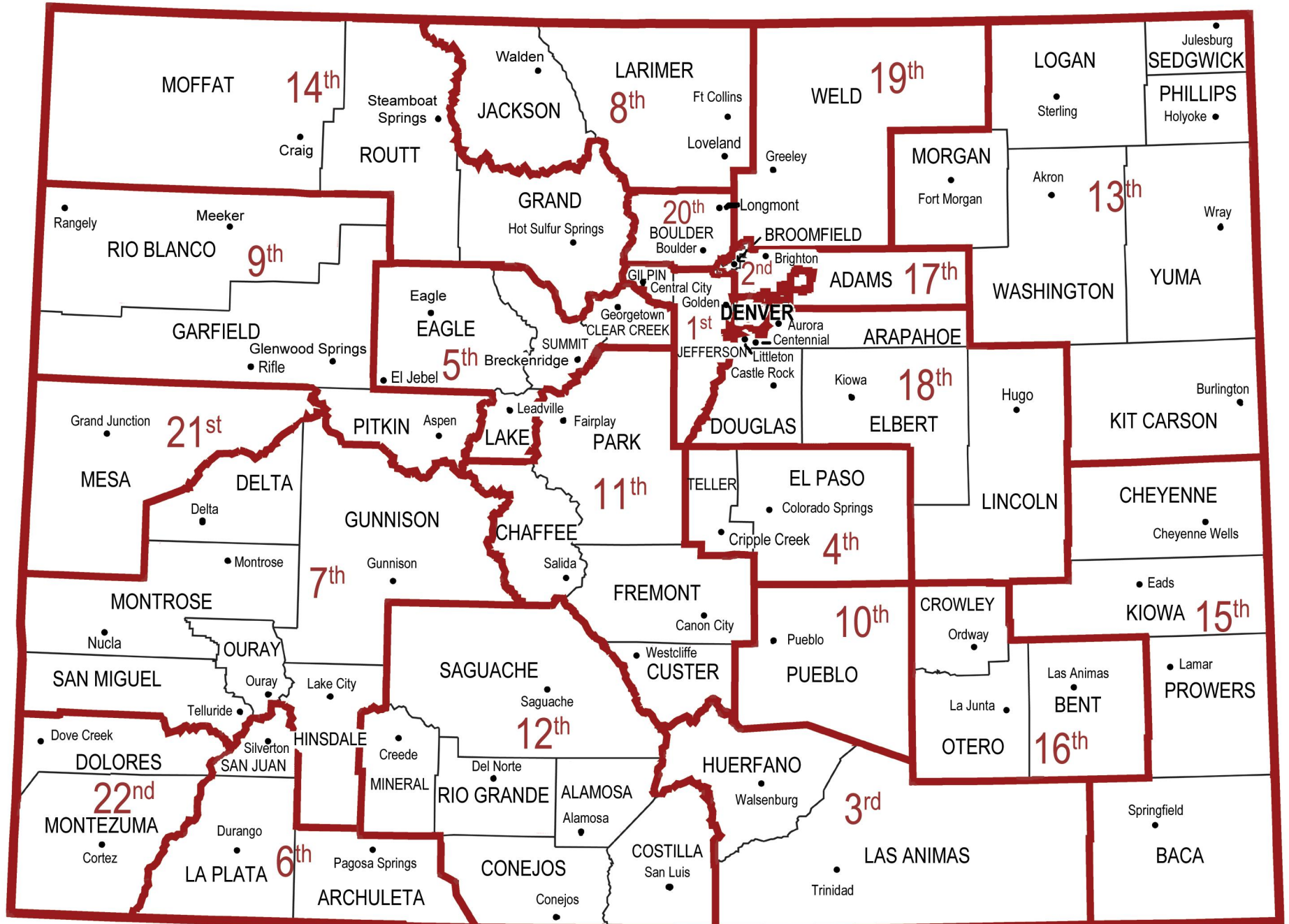
## **Foreword**

The Colorado Judicial Branch joins the Legislative and Executive branches to form the government of the State of Colorado. The Judicial Branch is charged with two responsibilities: resolving disputes and supervising offenders on probation.

The Colorado Judicial Department Annual Statistical Report for Fiscal Year 2008 provides information about the Colorado state courts. Profiled in this report are case load statistics for the Colorado Supreme Court, Court of Appeals, District Courts, County Courts, Water Courts, as well as summarized financial information for the Judicial Department.

All references in this report reflect data gathered for Fiscal Year 2008 (July 1, 2007 through June 30, 2008), unless otherwise specified. This report can also be viewed by accessing the Colorado Judicial Department Web site at [www.courts.state.co.us](http://www.courts.state.co.us). If you need additional information regarding this document, please contact the Office of the State Court Administrator, Division of Planning & Analysis or Division of Probation Services at (303) 861-1111.

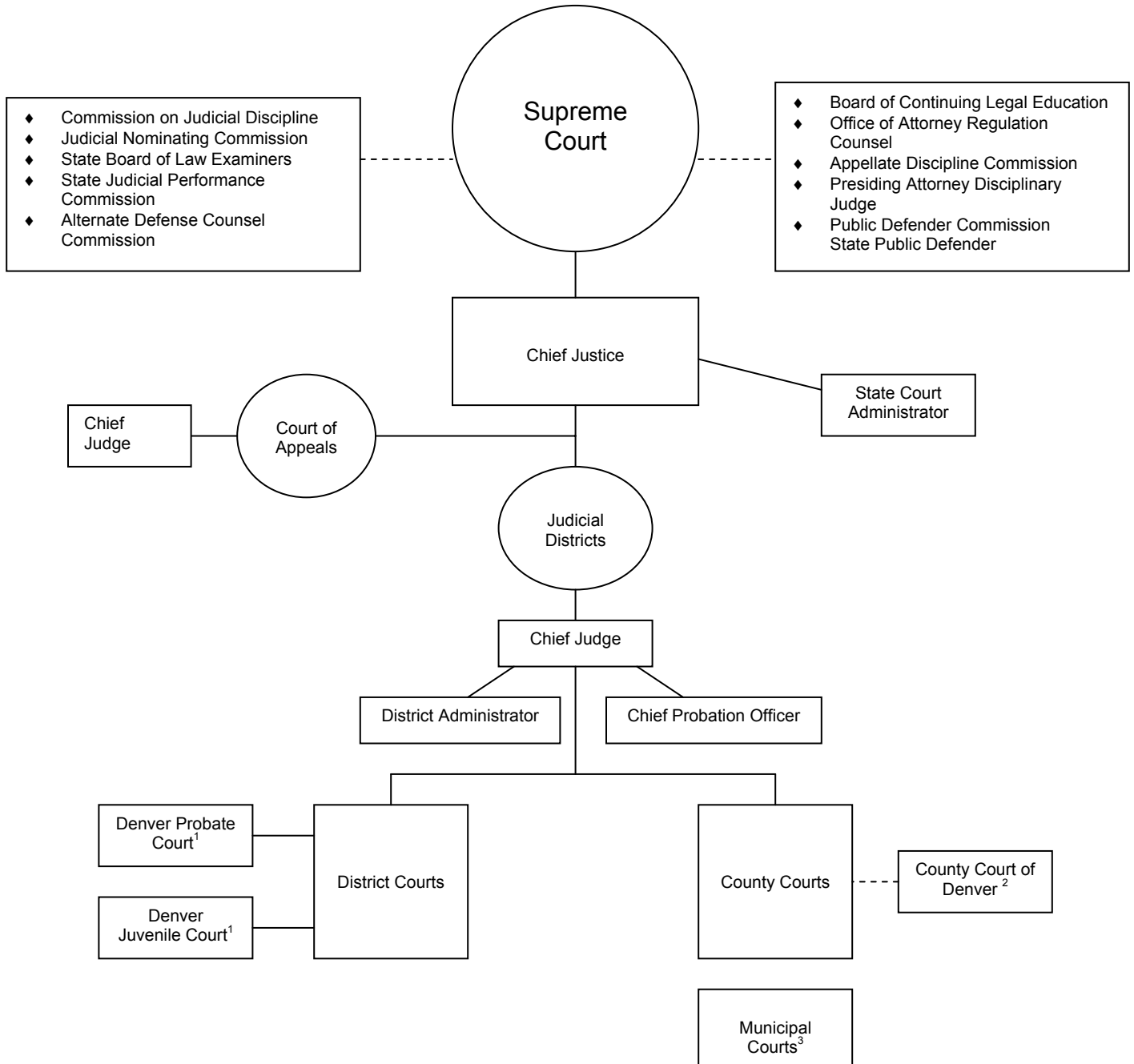
# Judicial Districts of Colorado





# Organization Chart of the Judicial Department

The Colorado court system consists of the Supreme Court, an intermediate Court of Appeals, district courts and county courts. Each county has both a district court and a county court. Special probate and juvenile courts created by the Colorado Constitution exist in the City and County of Denver. Colorado statutes also authorize locally funded municipal courts with jurisdiction limited to municipal ordinance violations.



1 - Exclusive to the City and County of Denver. In the rest of the state, the district court is responsible for juvenile and probate matters.

2 – The Denver County Court functions as a municipal as well as a county court and is separate from the state court system.

3 – Created and maintained by local government but subject to Supreme Court rules and procedures.

# Section I: Colorado Supreme Court



# SUPREME COURT

## SUPREME COURT JUSTICES AND APPOINTMENT DATES

Chief Justice Mary J. Mullarkey: Appointed June 29, 1987,  
became Chief Justice: August 3, 1998

Gregory J. Hobbs, Jr.: April 18, 1996

Alex J. Martinez: September 12, 1996

Michael L. Bender: January 2, 1997

Nancy E. Rice: August 5, 1998

Nathan B. Coats: April 24, 2000

Alison Eid: February 15, 2006

## Colorado Supreme Court

The Colorado Supreme Court is the state's court of last resort. Its decisions are binding on all County and District Courts, as well as the Court of Appeals.

The Supreme Court is composed of seven justices who serve renewable 10-year terms. The Chief Justice is selected from the membership of the body and serves at the pleasure of a majority of the justices. The Chief Justice also serves as the executive head of the Colorado Judicial Department and is the ex officio chair of the Supreme Court Nominating Commission. The Chief Justice appoints the Chief Judge of the Court of Appeals and the Chief Judge of each of the state's 22 judicial districts, and is vested with the authority to assign judges (active or retired) to perform judicial duties.

Requests to review decisions of the Colorado Court of Appeals constitute a majority of the Supreme Court's filings. The Supreme Court also has direct appellate jurisdiction over cases in which a statute has been held to be unconstitutional, cases involving decisions of the Public Utilities Commission, writs of habeas corpus, cases involving adjudication of water rights, summary proceedings initiated under the Election Code, and prosecutorial appeals concerning search and seizure questions in pending criminal proceedings. All of these appeals are filed directly with the Supreme Court, and, in these cases bypass the Court of Appeals. The Supreme Court also has exclusive jurisdiction to promulgate rules governing practice and procedure in civil and criminal actions.

Colorado's attorneys are licensed and disciplined by the Supreme Court. The court's attorney regulation system, funded by attorney registration fees, regulates the profession. In addition, the court oversees the State Court Administrator, Board of Continuing Legal Education, Board of Law Examiners, Commission on Judicial Discipline, and Unauthorized Practice of Law Committee.

Oral arguments are open to the public and you are welcome to visit the court. The clerk's office can assist you in planning a court visit. For more information, please contact Susan J. Festag, Clerk of the Colorado Supreme Court, at 2 East 14<sup>th</sup> Ave., Denver, Colo. 80203; or call (303) 861-1111 or (800) 888-0001.

Case announcements, oral argument schedules, rules, Chief Justice Directives, protocols, links to committees and commissions, and general information about the court is available at <http://www.courts.state.co.us/supct/supctindex.htm>.

Table 1

## Supreme Court Caseload FY 1978 to FY 2008

Fiscal Year	Cases Pending July 1	Cases Filed	Total Caseload	Cases Terminated(a)	Cases Pending June 30
1977-78	374	854	1,228	893	335
1978-79	350	941	1,291	877	414
1979-80	414	950	1,364	893	471
1980-81	471	966	1,437	979	458
1981-82	458	1,052	1,510	1,006	504
1982-83	504	971	1,475	1,038	437
1983-84	437	1,069	1,506	950	556
1984-85	556	967	1,523	1,011	512
1985-86	512	988	1,500	973	527
1986-87	527	970	1,497	1,036	461
1987-88	461	1,022	1,483	1,001	482
1988-89	482	1,198	1,680	1,215	465
1989-90	465	1,300	1,765	1,261	504
1990-91	504	1,265	1,769	1,326	443
1991-92	443	1,313	1,756	1,286	470
1992-93	470	1,251	1,721	1,261	460
1993-94	460	1,277	1,737	1,290	447
1994-95	447	1,358	1,805	1,316	489
1995-96	489	1,401	1,890	1,368	522
1996-97	522	1,511	2,033	1,432	601
1997-98	601	1,520	2,121	1,561	560
1998-99	560	1,525	2,085	1,609	476
1999-00	476	1,617	2,093	1,563	530
2000-01	530	1,367	1,897	1,425	472
2001-02	472	1,368	1,840	1,415	425
2002-03	425	1,401	1,826	1,441	385
2003-04	385	1,317	1,702	1,319	383
2004-05	383	1,466	1,849	1,451	398
2005-06	398	1,393	1,791	1,400	391
2006-07	391	1,534	1,925	1,450	475
2007-08	475	1,657	2,132	1,760	372

(a) Terminations include cases transferred to the Court of Appeals.

Table 2

**Distribution of Case Filings in the Supreme Court  
FY 1986 to FY 2008**

Fiscal Year	Direct Filings	Transfers		Total Filings
		from Court of Appeals	Reopened Cases	
1987-88	1,006	14	2	1,022
1988-89	1,182	15	1	1,198
1989-90	1,284	15	1	1,300
1990-91	1,260	4	1	1,265
1991-92	1,292	21	0	1,313
1992-93	1,235	16	0	1,251
1993-94	1,270	7	0	1,277
1994-95	1,356	2	0	1,358
1995-96	1,389	11	1	1,401
1996-97	1,507	4	0	1,511
1997-98	1,517	3	0	1,520
1998-99	1,521	4	0	1,525
1999-00	1,613	4	0	1,617
2000-01	1,363	4	0	1,367
2001-02	1,361	7	0	1,368
2002-03	1,393	8	0	1,401
2003-04	1,310	7	0	1,317
2004-05	1,463	3	0	1,466
2005-06	1,387	6	0	1,393
2006-07	1,530	4	0	1,534
2007-08	1,653	4	0	1,657

Table 3

**Distribution by Type of Case Filed in the Supreme Court  
FY 2003 to FY 2008**

	02-03	03-04	04-05	05-06	06-07	07-08
Criminal Appeals	2	2	2	1	0	2
Original Proceedings	250	295	297	305	281	305
Petitions in Certiorari	962	822	936	868	1001	1078
Civil Appeals (a)	19	10	17	13	13	10
Interlocutories	10	11	11	13	15	25
Statutory Reviews (b)	18	29	3	18	8	24
Habeas Corpus	17	14	30	19	23	13
Bail Reductions	0	0	0	0	0	0
Non-Adversary Sentence Reviews	1	0	0	0	0	0
Interrogatories	1	1	0	1	1	0
Reapportionment	0	0	0	0	0	0
Reopened Cases	0	0	0	0	0	0
Rule 21.1	3	0	1	3	2	0
Judicial Discipline or Disability	0	1	0	1	1	0
Request for Stay Pending Appeal	0	0	0	0	0	0
Unauthorized Practice	10	19	14	7	5	5
Original Proceedings						
In Discipline	23	25	20	17	28	26
Disability	0	1	0	0	1	0
Continuing Legal Education	62	64	106	101	122	136
Multi-District Litigation	23	23	29	26	33	33
<b>Total</b>	<b>1,401</b>	<b>1,317</b>	<b>1,466</b>	<b>1,393</b>	<b>1,534</b>	<b>1,657</b>

(a) Includes P.U.C. decisions, water cases, and constitutional questions

(b) Includes Ballot Title Reviews

<b>Fiscal Year</b>	<b>Disposed of by Written Opinion</b>	<b>Disposed of Without Opinion</b>	<b>Total Dispositions</b>	<b>Transferred to Court of Appeals</b>	<b>Total Terminations</b>
1987-88	244	749	993	8	1,001
1988-89	226	976	1,202	13	1,215
1989-90	237	1,008	1,245	16	1,261
1990-91	227	1,086	1,313	13	1,326
1991-92	216	1,058	1,274	12	1,286
1992-93	181	1,059	1,240	21	1,261
1993-94	192	1,093	1,285	5	1,290
1994-95	233	1,077	1,310	6	1,316
1995-96	193	1,176	1,369	1	1,370
1996-97	214	1,212	1,426	6	1,432
1997-98	187	1,372	1,559	2	1,561
1998-99	196	1,413	1,609	6	1,615
1999-00	111	1,452	1,563	0	1,563
2000-01	128	1,291	1,419	6	1,425
2001-02	121	1,287	1,408	7	1,415
2002-03	85	1,354	1,439	2	1,441
2003-04	89	1,228	1,317	2	1,319
2004-05	93	1,357	1,450	1	1,451
2005-06	78	1,321	1,399	1	1,400
2006-07	86	1,361	1,447	3	1,450
2007-08	99	1,658	1,757	3	1,760

	<b>Number of Opinions Announcing Judgment of the Court</b>	<b>Number of Partial Concurrences and Dissents</b>	<b>Number of Dissents</b>	<b>Number of Concurrences &amp; Special Concurrences</b>	<b>Total Number of Written Opinions</b>
2002-03	84	1	29	6	120
2003-04	78	6	22	4	110
2004-05	89	5	34	6	134
2005-06	78	7	18	8	111
2006-07	83	2	19	12	116
2007-08	95	6	32	14	147

\*Since FY2001, attorney discipline opinions are issued by the presiding disciplinary judge.

Table 6 <b>Distribution of Supreme Court Cases at Issue</b> <b>End of FY 2008</b>					
	<b>Original Proceedings</b>	<b>Certiorari</b>	<b>Appeals</b>	<b>Grievances</b>	<b>Total</b>
Cases at issue awaiting oral argument	0	6	2	1	9
Cases at issue awaiting submission of briefs	2	0	2	1	5
Cases orally argued awaiting opinion	0	8	2	0	10
Cases submitted without argument	0	0	3	0	3
Opinions announced awaiting action on rehearing	0	8	2	0	10
<b>Total</b>	<b>2</b>	<b>22</b>	<b>11</b>	<b>2</b>	<b>37</b>

Table 7 <b>Distribution of Supreme Court Cases Not at Issue</b> <b>End of FY 2008</b>	
<b>Pending Cases</b>	<b>Total</b>
Certiorari granted, awaiting briefs on merits	21
Certiorari pending	261
Appeals pending	11
Original proceedings pending	14
Interlocutory appeals pending	1
Grievance matters pending	3
Unauthorized practice pending	3
Judicial discipline pending	0
<b>Total</b>	<b>314</b>



# Section II:

## Colorado Court of Appeals



# COURT OF APPEALS

## COURT OF APPEALS JUDGES AND APPOINTMENT DATES

Chief Judge Janice B. Davidson: July 15, 1988;  
became Chief Judge May 1, 2003

Sandra I. Rothenberg: August 14, 1990

Daniel M. Taubman: November 11, 1992

James S. Casebolt: February 12, 1994

Arthur P. Roy: March 4, 1994

JoAnn L. Vogt: December 31, 1997

John D. Dailey: January 7, 2000

John R. Webb: February 1, 2002

Dennis A. Graham: July 1, 2002

Russell Carparelli: February 7, 2003

Alan M. Loeb: July 2, 2003

Robert M. Russel: January 30, 2004

Robert D. Hawthorne: August 12, 2004

Gilbert M. Roman: August 1, 2005

David Furman: January 1, 2006

Diana Terry: July 1, 2006

Jerry Jones: July 1, 2006

Steve Bernard: July 1, 2006

Nancy Lichtenstein: April 1, 2008

(1) Replaced Hon. Jose D.L. Marquez

## Colorado Court of Appeals

The Colorado Court of Appeals is the state's intermediate appellate court. Nineteen judges, who sit in panels or divisions of three, serve renewable eight-year terms. The court's membership will increase by three judges in FY 2009. The mission of the Court of Appeals is to provide the citizens of Colorado with clear, impartial and timely resolution of appealed orders and judgments as provided by law.

The body was created by statute; accordingly, jurisdiction is limited to areas specified by statute, together with the inherent powers granted to all courts in the state. However, in cases of first impression, or where existing law is not dispositive, the Court of Appeals is a law-making court.

The Court of Appeals is generally the first court to hear appeals of judgments and orders in criminal, juvenile, civil, domestic relations and probate matters. In addition, the Court of Appeals has specific appellate jurisdiction over decisions originating from a number of state administrative boards and agencies, including the Industrial Claim Appeals Office. Its determination of an appeal is final unless the Colorado Supreme Court agrees to hear the matter.

Oral arguments are open to the public and you are always welcome to visit the court. For more information pertaining to the Colorado Court of Appeals, or to observe oral arguments, contact the Clerk of the Court at (303) 837- 3785 or (800) 888-0001, ext. 785. The Court of Appeals is located in the Colorado Judicial Building at Two East 14<sup>th</sup> Ave., Denver, Colorado 80203.

General information about the court and links to published opinions, oral argument schedules, rules, forms and policies are available on-line at <http://www.courts.state.co.us/coa/coaindex.htm>.

Table 8

<b>Caseload of Court of Appeals for FY 1973 through FY 2008</b>				
<b>Fiscal Year</b>	<b>Cases Pending July 1</b>	<b>Cases Filed</b>	<b>Cases Terminated</b>	<b>Cases Pending June 30</b>
1972-73	355	468	467	356
1973-74	356	444	441	359
1974-75	359	858	625	592
1975-76	592	915	833	674
1976-77	674	1,128	918	884
1977-78	884	1,119	1,000	1,003
1978-79	1,003	1,214	1,119	1,098
1979-80	1,098	1,207	1,164	1,141
1980-81	1,139	1,285	1,213	1,211
1981-82	1,211	1,512	1,320	1,403
1982-83	1,403	1,453	1,381	1,475
1983-84	1,475	1,580	1,411	1,644
1984-85	1,644	1,631	1,396	1,879
1985-86	1,879	1,917	1,630	2,166
1986-87	2,166	1,930	1,602	2,494
1987-88	2,494	1,946	2,034	2,406
1988-89	2,406	2,012	2,193	2,225
1989-90	2,225	2,270	2,144	2,351
1990-91	2,351	2,147	2,192	2,306
1991-92	2,306	2,201	2,335	2,172
1992-93	2,172	2,109	2,269	2,012
1993-94	2,012	2,287	2,192	2,107
1994-95	2,107	2,179	2,156	2,130
1995-96	2,130	2,289	2,318	2,101
1996-97	2,101	2,245	2,274	2,072
1997-98	2,072	2,410	2,231	2,251
1998-99	2,251	2,647	2,458	2,440
1999-00*	2,440	2,502	2,599	2,343
2000-01	2,343	2,335	2,414	2,264
2001-02	2,264	2,673	2,463	2,474
2002-03*	2,474	2,589	2,510	2,553
2003-04*	2,553	2,558	2,511	2,600
2004-05*	2,600	2,766	2,542	2,824
2005-06	2,824	2,748	2,622	2,950
2006-07	2,950	2,548	2,810	2,688
2007-08	2,688	2,753	2,761	2,680

\*Terminated and pending case totals for FY 2000, and 2003-2005 have been amended to reflect a manual count of open cases.

Table 9

***Distribution of Case Filings and Percent Change  
for FY 2007 and FY 2008***

<b>Case Filings</b>	<b>FY 2007</b>	<b>FY 2008</b>	<b>% Change</b>
Criminal	1,123	1,176	4.7%
Civil	1,010	1,182	17.0%
ICAO (1)	230	222	-3.5%
Other (juvenile, agency)	185	173	-6.5%
Total	2,548	2,753	8.0%

(1) Industrial Claims Appeals Office

Table 10

***Distribution of Case Terminations and Percent Change  
for FY 2006 and FY 2007***

<b>Case Terminations</b>	<b>FY 2007</b>	<b>FY 2008</b>	<b>% Change</b>
Published Opinions	273	234	-14.3%
Unpublished Opinions	1,649	1,747	5.9%
Dismissed	880	773	-12.2%
Transferred to Supreme Court	8	7	-12.5%
Total	2,810	2,761	-1.7%

# Section III: District Court



## DISTRICT COURT JUDGES

### FIRST JUDICIAL DISTRICT

R. Brooke Jackson, Chief Judge  
Randall C. Arp  
Jack W. Berryhill  
Brian Boatright  
Margie L. Enquist  
Dennis Hall (2)  
M.J. Menendez (1)  
Christopher J. Munch  
Stephen M. Munsinger  
Lily Oeffler  
Tamara Russell  
Jane A. Tidball

### SECOND JUDICIAL DISTRICT

Larry J. Naves, Chief Judge  
Martin F. Egelhoff  
Shelley I. Gilman  
Christina M. Habas  
Norman D. Haglund  
Morris B. Hoffman  
William W. Hood  
Robert S. Hyatt  
Catherine A. Lemon  
John W. Madden, IV  
Anne Mansfield  
Michael A. Martinez  
Robert L. McGahey, Jr.  
R. Michael Mullins  
J. Stephen Phillips  
Sheila A. Rappaport  
Gloria A. Rivera  
William D. Robbins  
Herbert L. Stern, III  
Brian Whitney

### DENVER JUVENILE COURT

Karen Ashby, Presiding Judge  
Donna Jean Schmalberger (2)  
David Brett Woods (3)

### DENVER PROBATE COURT

C. Jean Stewart, Presiding Judge

### THIRD JUDICIAL DISTRICT

Claude W. Appel, Chief Judge  
Leslie J. Gerbracht

### FOURTH JUDICIAL DISTRICT

Kirk S. Samelson, Chief Judge  
Theresa M. Cisneros  
Edward S. Colt  
Ronald G. Crowder  
Jan DuBois  
David A. Gilbert  
Deborah J. Grohs (1)  
Thomas K. Kane  
James P. Kelly  
Thomas L. Kennedy  
Robert L. Lowrey  
Gilbert A. Martinez  
G. David Miller  
Steven T. Pelican  
David Prince  
Larry E. Schwartz  
David L. Shakes  
Timothy Simmons  
Gregory R. Werner

### FIFTH JUDICIAL DISTRICT

W. Terry Ruckriegle, Chief Judge  
Frederick W. Gannett  
Russell H. Granger  
David R. Lass  
Robert T. Moorhead

### SIXTH JUDICIAL DISTRICT

Gregory G. Lyman, Chief Judge  
David L. Dickinson  
Jeffrey R. Wilson

### SEVENTH JUDICIAL DISTRICT

J. Steven Patrick, Chief Judge  
Charles R. Greenacre  
Jeff B. Herron  
James W. Schum

### EIGHTH JUDICIAL DISTRICT

James H. Hiatt, Chief Judge  
Jolene C. Blair  
Terence Gilmore  
Daniel J. Kaup  
John D. Williams

### NINTH JUDICIAL DISTRICT

James B. Boyd, Chief Judge  
Denise K. Lynch  
Daniel B. Petre

### TENTH JUDICIAL DISTRICT

C. Dennis Maes, Chief Judge  
David W. Crockenberg  
Thomas B. Flesher (4)  
Jill S. Mattoon  
Victor I. Reyes  
Larry C. Schwartz \*  
Rosalie Vigna

### ELEVENTH JUDICIAL DISTRICT

Charles M. Barton, Chief Judge  
Julie G. Marshall  
David M. Thorson

### TWELFTH JUDICIAL DISTRICT

O. John Kuenhold, Chief Judge  
Martin A. Gonzales \*  
Pattie Swift

### THIRTEENTH JUDICIAL DISTRICT

John Curtis Penny Jr., Chief Judge  
Kevin Hoyer  
Michael K. Singer  
Douglas R. Vannoy

### FOURTEENTH JUDICIAL DISTRICT

Michael A. O'Hara III, Chief Judge  
Shelley A. Hill

### FIFTEENTH JUDICIAL DISTRICT

Stanley A. Brinkley, Chief Judge  
P. Douglas Tallman

### SIXTEENTH JUDICIAL DISTRICT

M. Jon Kolomitz, Chief Judge  
Michael A. Schiferl

### SEVENTEENTH JUDICIAL DISTRICT

Harlan R. Bockman, Chief Judge  
C. Scott Crabtree  
Katherine R. Delgado  
Thomas R. Ensor  
Chris Melonakis  
Edward Moss  
C. Vincent Phelps, Jr.  
John E. Popovich, Jr.  
Francis C. Wasserman  
Mark D. Warner

### EIGHTEENTH JUDICIAL DISTRICT

William B. Sylvester, Chief Judge  
Marilyn Leonard Antrim  
Angela R. Arkin  
Timothy L. Fasing  
J. Mark Hannen  
Jeffrey K. Holmes  
Nancy A. Hopf  
Paul A. King  
Cheryl L. Post  
Charles M. Pratt  
Gerald J. Rafferty  
Juanita Rice  
Robert H. Russell, II  
Carlos Armando Samour Jr.  
Michael Spear  
Valeria Spencer  
John Wheeler  
Vincent R. White

### NINETEENTH JUDICIAL DISTRICT

Roger A. Klein, Chief Judge  
Gilbert A. Gutierrez  
James F. Hartmann  
Marcelo A. Kopcow  
J. Robert Lowenbach  
Daniel S. Maus

### TWENTIETH JUDICIAL DISTRICT

Roxanne Bailin, Chief Judge  
Maria Berkenkotter  
Carol Glowinsky  
James C. Klein  
Dolores (D.D.) Mallard  
Lael E. Montgomery  
Morris W. Sandstead, Jr.  
Mary Gwyneth Whalen

### TWENTY-FIRST JUDICIAL DISTRICT

David A. Bottger, Chief Judge  
Brian J. Flynn  
Dick Gurley

### TWENTY-SECOND JUDICIAL DISTRICT

Sharon L. Hansen, Chief Judge

(1) Replaced Hon. Rebecca S. Bromley

(2) Replaced Hon. Dana Wakefield

(3) Replaced Hon. Orrelle R. Weeks

(4) Replaced Hon. David A. Cole

\* New position authorized by HB07-1054

## District Court

Colorado is sectioned into 22 Judicial Districts encompassing all 64 counties. Across the state, district boundaries are aligned with county lines – some districts include just one county, while others include as many as seven. Each district has at least one district court location. The Supreme Court Chief Justice appoints a Chief Judge for each district to serve as the Chief Judicial Officer. In addition, each district has at least one other district court judge who may preside in more than one district court within that judicial district, particularly in rural areas of the state. There were 153 district judges during FY 2008, including an additional 9 judges which were allocated by the state Legislature through HB07-1054.

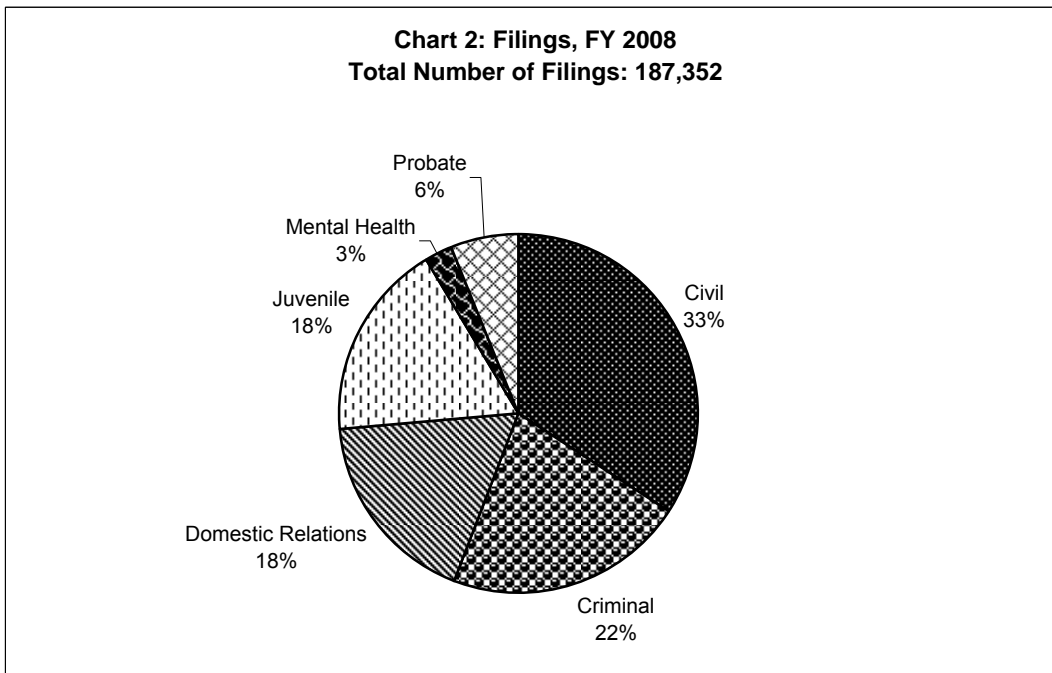
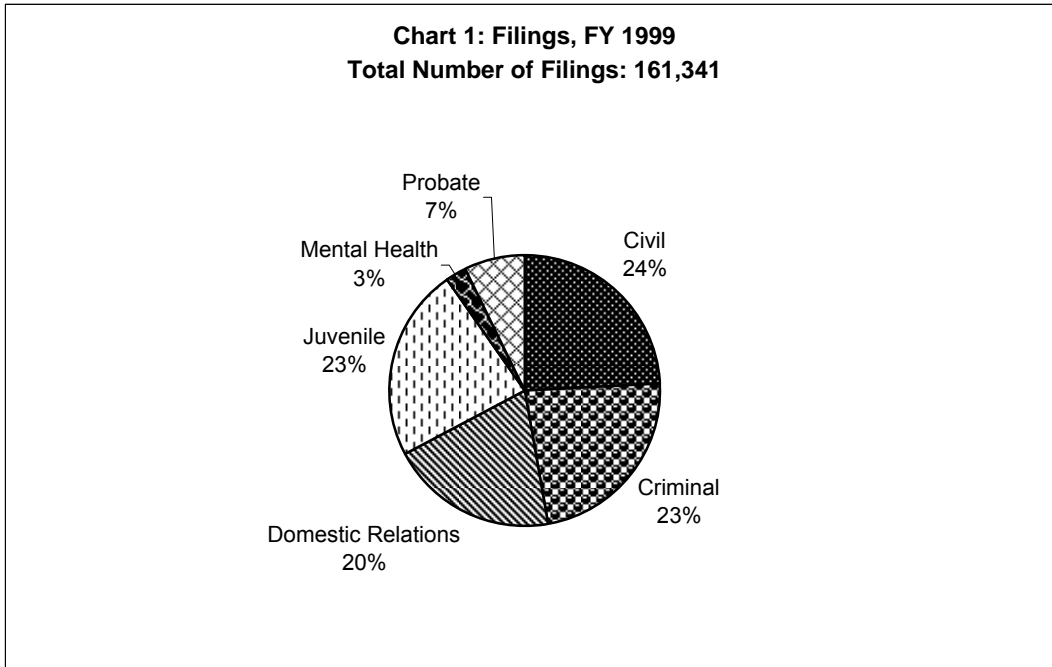
District judges preside over felony criminal matters, civil claims in any amount, juvenile matters (including adoption, dependency and neglect matters, juvenile delinquency, and paternity actions), probate, mental health, divorce proceedings, and water cases. Additionally, district judges preside over jury trials, handle appeals from Colorado's municipal and county courts, and review decisions of administrative boards and agencies. District decisions may be appealed to the Colorado Court of Appeals and/or to the Colorado Supreme Court.

In Fiscal Year 2008 there were 187,352 case filings at the district court level (excluding water cases). Colorado's district courts were able to terminate 189,387 cases during that same 12-month period. During the past 10 years, district court filings have increased 16.12 percent, rising from 161,341 cases to the current level of filings, with the greatest area of increase occurring in civil filings.

Information specific to each of the 22 Judicial Districts, including contact information, is available at <http://www.courts.state.co.us/district/districts.htm>.



**District Case Filings -- Proportion of Cases by Class  
Ten Year Comparison**



**Table 11: District Court Filings, Terminations, and Percent Change: FY 2007, FY 2008**

<b>Filings Compared to Previous Year</b>			
<b>Case Class</b>	<b>FY07</b>	<b>FY08</b>	<b>Percent Change</b>
Civil	64,603	64,199	-0.63%
Criminal	44,245	40,494	-8.48%
Domestic Relations	32,230	33,025	2.47%
Juvenile	32,500	33,370	2.68%
Mental Health	4,459	4,713	5.70%
Probate	11,198	11,551	3.15%
<b>Total</b>	<b>189,235</b>	<b>187,352</b>	<b>-1.00%</b>

<b>Terminations Compared to Previous Year</b>			
<b>Case Class</b>	<b>FY07</b>	<b>FY08</b>	<b>Percent Change</b>
Civil	65,029	64,021	-1.55%
Criminal	45,200	43,396	-3.99%
Domestic Relations	31,933	32,518	1.83%
Juvenile	30,993	32,391	4.51%
Mental Health	4,626	4,487	-3.00%
Probate	11,187	12,574	12.40%
<b>Total</b>	<b>188,968</b>	<b>189,387</b>	<b>0.22%</b>

Table 12: District Court Caseload FY 1999 to FY 2008

Case Class	FY99	FY00	FY01	FY02	FY03	FY04	FY05	FY06	FY07	FY08
<b>CIVIL</b>										
New Cases Filed	38,848	39,161	37,235	41,349	43,976	51,846	55,465	60,546	64,603	64,199
Cases Terminated	37,969	38,783	36,817	41,277	43,000	50,777	54,912	59,146	65,029	64,021
<b>CRIMINAL</b>										
New Cases Filed	37,538	35,770	36,860	39,147	41,257	42,427	45,405	46,501	44,245	40,494
Cases Terminated	38,880	36,037	35,071	37,621	39,725	40,588	42,569	46,127	45,200	43,396
<b>DOMESTIC RELATIONS</b>										
New Cases Filed	31,885	32,318	31,068	32,166	31,771	30,826	31,064	32,481	32,230	33,025
Cases Terminated	38,934	33,146	31,468	33,719	32,282	31,510	31,197	32,316	31,933	32,518
<b>JUVENILE</b>										
New Cases Filed	37,214	36,601	34,481	35,691	36,362	36,078	34,851	33,709	32,500	33,370
Cases Terminated	35,616	40,434	35,910	35,409	35,902	35,561	33,546	32,960	30,993	32,391
<b>MENTAL HEALTH</b>										
New Cases Filed	4,142	4,141	4,216	4,229	4,330	4,528	5,021	4,653	4,459	4,713
Cases Terminated	4,149	4,544	4,290	4,194	4,405	4,308	4,782	4,679	4,626	4,487
<b>PROBATE</b>										
New Cases Filed	11,714	11,605	11,360	11,655	11,762	11,653	11,706	11,525	11,198	11,551
Cases Terminated	9,888	18,618	11,577	13,675	11,946	13,562	12,989	11,164	11,187	12,574
<b>TOTAL</b>										
<i>New Cases Filed</i>	<b>161,341</b>	<b>159,596</b>	<b>155,220</b>	<b>164,237</b>	<b>169,458</b>	<b>177,358</b>	<b>183,512</b>	<b>189,415</b>	<b>189,235</b>	<b>187,352</b>
<i>Cases Terminated</i>	<b>165,436</b>	<b>171,562</b>	<b>155,133</b>	<b>165,895</b>	<b>167,260</b>	<b>176,306</b>	<b>179,995</b>	<b>186,392</b>	<b>188,968</b>	<b>189,387</b>

Table 13: District Court Filings, Terminations, and Percent Change: FY 2007, FY 2008

District	Filings			Terminations		
	FY07	FY08	Percent Change	FY07	FY08	Percent Change
1	18,427	18,306	-0.66%	18,904	18,481	-2.24%
2	22,295	20,598	-7.61%	22,791	21,451	-5.88%
2nd Juvenile	4,663	4,799	2.92%	4,374	4,232	-3.25%
2nd Probate	2,845	2,815	-1.05%	3,307	2,858	-13.58%
3	1,145	1,275	11.35%	1,171	1,235	5.47%
4	23,824	23,781	-0.18%	23,834	23,943	0.46%
5	3,332	3,276	-1.68%	3,283	3,385	3.11%
6	2,170	2,272	4.70%	2,144	2,192	2.24%
7	3,408	3,137	-7.95%	3,222	3,131	-2.82%
8	9,268	9,703	4.69%	9,559	10,201	6.72%
9	2,601	2,635	1.31%	2,514	2,541	1.07%
10	7,983	7,898	-1.06%	7,873	7,980	1.36%
11	3,567	3,345	-6.22%	3,558	3,250	-8.66%
12	2,218	2,362	6.49%	2,184	2,305	5.54%
13	3,109	3,087	-0.71%	3,298	3,274	-0.73%
14	1,954	2,059	5.37%	1,910	1,895	-0.79%
15	790	799	1.14%	762	756	-0.79%
16	1,334	1,248	-6.45%	1,389	1,266	-8.86%
17	18,826	19,033	1.10%	18,073	18,979	5.01%
18	28,712	28,059	-2.27%	28,511	28,995	1.70%
19	10,614	10,792	1.68%	10,169	11,000	8.17%
20	8,930	9,110	2.02%	8,806	9,046	2.73%
21	6,208	5,981	-3.66%	6,334	6,039	-4.66%
22	1,012	982	-2.96%	998	953	-4.51%
<b>State Total(a)</b>	<b>189,415</b>	<b>187,352</b>	<b>-1.09%</b>	<b>188,968</b>	<b>189,387</b>	<b>0.22%</b>

(a) Totals do not include Water Court.

Table 14: District Court Filings and Terminations, FY 2008

District	Court Location	Criminal		Civil		Domestic Relations		Juvenile	
		Filings	Term.	Filings	Term.	Filings	Term.	Filings	Term.
1	Gilpin	88	93	102	103	26	29	17	22
	Jefferson	3,580	3,744	5,862	5,824	3,381	3,482	3,451	3,505
	<b>Total</b>	<b>3,668</b>	<b>3,837</b>	<b>5,964</b>	<b>5,927</b>	<b>3,407</b>	<b>3,511</b>	<b>3,468</b>	<b>3,527</b>
2	Denver	4,763	5,421	11,924	12,099	3,911	3,931	n/a	n/a
	Denver Juvenile	119	n/a	n/a	n/a	n/a	n/a	4,799	4,232
	Denver Probate	n/a	n/a	n/a	n/a	n/a	n/a	n/a	n/a
	<b>Total</b>	<b>4,882</b>	<b>5,421</b>	<b>11,924</b>	<b>12,099</b>	<b>3,911</b>	<b>3,931</b>	<b>4,799</b>	<b>4,232</b>
3	Huerfano	119	140	127	127	57	59	114	101
	Las Animas	289	266	163	156	133	129	162	152
	<b>Total</b>	<b>408</b>	<b>406</b>	<b>290</b>	<b>283</b>	<b>190</b>	<b>188</b>	<b>276</b>	<b>253</b>
4	El Paso	5,517	6,103	6,543	6,617	5,004	4,798	4,156	3,818
	Teller	161	183	364	360	132	132	128	122
	<b>Total</b>	<b>5,678</b>	<b>6,286</b>	<b>6,907</b>	<b>6,977</b>	<b>5,136</b>	<b>4,930</b>	<b>4,284</b>	<b>3,940</b>
5	Clear Creek	109	143	144	137	67	68	119	114
	Eagle	476	471	516	522	228	258	179	168
	Lake	94	149	57	57	63	61	34	38
	Summit	341	366	420	398	141	143	97	109
	<b>Total</b>	<b>1,020</b>	<b>1,129</b>	<b>1,137</b>	<b>1,114</b>	<b>499</b>	<b>530</b>	<b>429</b>	<b>429</b>
6	Archuleta	123	121	275	225	79	85	81	65
	La Plata	635	666	309	285	323	311	168	165
	San Juan	5	2	8	9	5	4	1	1
	<b>Total</b>	<b>763</b>	<b>789</b>	<b>592</b>	<b>519</b>	<b>407</b>	<b>400</b>	<b>250</b>	<b>231</b>
7	Delta	217	215	226	205	237	237	205	158
	Gunnison	117	121	129	102	89	85	77	82
	Hinsdale	1	3	5	3	3	4	1	3
	Montrose	310	346	261	251	338	362	271	277
	Ouray	25	25	31	33	23	29	5	10
	San Miguel	93	109	83	77	49	37	19	19
	<b>Total</b>	<b>763</b>	<b>819</b>	<b>735</b>	<b>671</b>	<b>739</b>	<b>754</b>	<b>578</b>	<b>549</b>
8	Jackson	6	2	9	6	2	3	5	1
	Larimer	1,939	1,944	2,740	2,712	1,733	1,640	2,373	2,355
	<b>Total</b>	<b>1,945</b>	<b>1,946</b>	<b>2,749</b>	<b>2,718</b>	<b>1,735</b>	<b>1,643</b>	<b>2,378</b>	<b>2,356</b>
9	Garfield	726	723	364	329	453	444	260	244
	Pitkin	79	75	220	194	98	97	38	31
	Rio Blanco	91	91	40	39	56	63	20	21
	<b>Total</b>	<b>896</b>	<b>889</b>	<b>624</b>	<b>562</b>	<b>607</b>	<b>604</b>	<b>318</b>	<b>296</b>
10	Pueblo	2,109	2,171	2,155	2,069	1,250	1,102	1,586	1,556
11	Chaffee	116	156	142	172	148	173	86	90
	Custer	40	23	44	44	23	23	24	19
	Fremont	450	463	488	486	350	343	589	345
	Park	101	119	311	293	82	87	53	132
	<b>Total</b>	<b>707</b>	<b>761</b>	<b>985</b>	<b>995</b>	<b>603</b>	<b>626</b>	<b>752</b>	<b>586</b>

Table 14: District Court Filings and Terminations, FY 2008

District	Court Location	Mental Health		Probate		Total	
		Filings	Term.	Filings	Term.	Filings	Term
1	Gilpin	1	1	11	43	245	291
	Jefferson	470	436	1,317	1,199	18,061	18,190
	<b>Total</b>	471	437	1,328	1,242	18,306	18,481
2	Denver	n/a	n/a	n/a	n/a	20,598	21,451
	Denver Juvenile	n/a	n/a	n/a	n/a	4,918	4,232
	Denver Probate	1,052	981	1,763	1,877	2,815	2,858
	<b>Total</b>	1,052	981	1,763	1,877	28,331	28,541
3	Huerfano	3	3	45	45	465	475
	Las Animas	11	11	52	46	810	760
	<b>Total</b>	14	14	97	91	1,275	1,235
4	El Paso	433	447	1,288	1,304	22,941	23,087
	Teller	14	13	41	46	840	856
	<b>Total</b>	447	460	1,329	1,350	23,781	23,943
5	Clear Creek	1	1	19	20	459	483
	Eagle	2	1	101	92	1,502	1,512
	Lake	1	1	25	23	274	329
	Summit	2	2	40	43	1,041	1,061
	<b>Total</b>	6	5	185	178	3,276	3,385
6	Archuleta	12	11	52	51	622	558
	La Plata	57	55	135	132	1,627	1,614
	San Juan	0	0	4	4	23	20
	<b>Total</b>	69	66	191	187	2,272	2,192
7	Delta	4	4	110	98	999	917
	Gunnison	3	2	55	39	470	431
	Hinsdale	0	0	7	8	17	21
	Montrose	4	4	118	145	1,302	1,385
	Ouray	0	0	8	18	92	115
	San Miguel	0	0	13	20	257	262
	<b>Total</b>	11	10	311	328	3,137	3,131
8	Jackson	0	0	16	1	39	13
	Larimer	325	311	555	1,225	9,665	10,188
	<b>Total</b>	325	311	571	1,226	9,704	10,201
9	Garfield	1	4	106	99	1,910	1,843
	Pitkin	2	1	44	50	481	448
	Rio Blanco	0	0	37	36	244	250
	<b>Total</b>	3	5	187	185	2,635	2,541
10	Pueblo	323	303	475	779	7,898	7,980
11	Chaffee	6	6	54	56	552	653
	Custer	3	3	14	15	148	127
	Fremont	31	30	117	100	2,025	1,767
	Park	6	6	67	66	620	703
	<b>Total</b>	46	45	252	237	3,345	3,250

Table 14: District Court Filings and Terminations, FY 2008

District	Court Location	Criminal		Civil		Domestic Relations		Juvenile	
		Filings	Term.	Filings	Term.	Filings	Term.	Filings	Term.
12	Alamosa	373	373	145	150	194	199	200	211
	Conejos	71	68	48	46	48	43	49	43
	Costilla	34	42	84	75	23	19	11	11
	Mineral	3	5	10	13	6	4	2	4
	Rio Grande	207	217	94	101	103	93	191	192
	Saguache	67	48	66	91	38	40	21	20
	<b>Total</b>	<b>755</b>	<b>753</b>	<b>447</b>	<b>476</b>	<b>412</b>	<b>398</b>	<b>474</b>	<b>481</b>
13	Kit Carson	135	113	68	64	52	34	58	51
	Logan	247	275	187	200	178	164	138	159
	Morgan	348	338	237	250	197	202	251	258
	Phillips	14	18	27	31	23	29	18	20
	Sedgwick	15	13	12	21	17	14	10	9
	Washington	32	39	37	39	31	33	29	40
	Yuma	87	68	53	57	47	56	52	75
	<b>Total</b>	<b>878</b>	<b>864</b>	<b>621</b>	<b>662</b>	<b>545</b>	<b>532</b>	<b>556</b>	<b>612</b>
14	Grand	185	167	288	275	93	93	66	66
	Moffat	278	249	91	88	130	127	109	121
	Routt	184	153	252	209	154	136	65	52
	<b>Total</b>	<b>647</b>	<b>569</b>	<b>631</b>	<b>572</b>	<b>377</b>	<b>356</b>	<b>240</b>	<b>239</b>
15	Baca	25	26	23	31	22	18	12	14
	Cheyenne	13	13	19	16	6	4	4	10
	Kiowa	5	5	7	9	10	9	6	3
	Prowers	176	149	85	79	98	102	143	145
	<b>Total</b>	<b>219</b>	<b>193</b>	<b>134</b>	<b>135</b>	<b>136</b>	<b>133</b>	<b>165</b>	<b>172</b>
16	Bent	31	27	48	49	61	55	52	47
	Crowley	49	53	66	91	36	31	40	34
	Otero	215	214	147	177	162	182	208	188
	<b>Total</b>	<b>295</b>	<b>294</b>	<b>261</b>	<b>317</b>	<b>259</b>	<b>268</b>	<b>300</b>	<b>269</b>
17	Adams	3,787	4,071	7,387	7,236	2,696	2,646	2,627	2,311
	Broomfield	372	332	487	448	332	323	284	594
	<b>Total</b>	<b>4,159</b>	<b>4,403</b>	<b>7,874</b>	<b>7,684</b>	<b>3,028</b>	<b>2,969</b>	<b>2,911</b>	<b>2,905</b>
18	Arapahoe	3,138	3,694	9,033	9,253	3,414	3,374	2,799	2,782
	Douglas	931	993	3,111	3,055	1,589	1,688	1,000	1,029
	Elbert	56	71	334	319	98	104	97	104
	Lincoln	62	69	83	71	33	37	62	57
	<b>Total</b>	<b>4,187</b>	<b>4,827</b>	<b>12,561</b>	<b>12,698</b>	<b>5,134</b>	<b>5,203</b>	<b>3,958</b>	<b>3,972</b>
19	Weld	2,310	2,616	3,770	3,774	1,558	1,493	2,585	2,621
20	Boulder	2,075	2,113	2,744	2,710	1,565	1,530	1,801	1,822
21	Mesa	1,980	2,038	908	913	1,278	1,200	1,119	1,169
22	Dolores	7	10	21	15	9	14	3	10
	Montezuma	262	262	165	131	240	203	140	164
	<b>Total</b>	<b>269</b>	<b>272</b>	<b>186</b>	<b>146</b>	<b>249</b>	<b>217</b>	<b>143</b>	<b>174</b>
<b>State Total</b>		<b>40,494</b>	<b>43,396</b>	<b>64,199</b>	<b>64,021</b>	<b>33,025</b>	<b>32,518</b>	<b>33,370</b>	<b>32,391</b>

Table 14: District Court Filings and Terminations, FY 2008

District	Court Location	Mental Health		Probate		Total	
		Filings	Term.	Filings	Term.	Filings	Term
12	Alamosa	18	20	43	21	973	974
	Conejos	0	0	26	16	242	216
	Costilla	3	4	91	75	246	226
	Mineral	0	0	7	5	28	31
	Rio Grande	7	7	57	31	659	641
	Saguache	1	2	21	16	214	217
	<b>Total</b>	29	33	245	164	2,362	2,305
13	Kit Carson	15	11	35	33	363	306
	Logan	66	76	77	79	893	953
	Morgan	39	39	86	167	1,158	1,254
	Phillips	16	11	32	34	130	143
	Sedgwick	0	0	13	14	67	71
	Washington	5	5	32	28	166	184
	Yuma	8	6	63	101	310	363
	<b>Total</b>	149	148	338	456	3,087	3,274
14	Grand	1	1	42	40	675	642
	Moffat	0	1	48	44	656	630
	Routt	6	6	67	67	728	623
	<b>Total</b>	7	8	157	151	2,059	1,895
15	Baca	2	2	34	29	118	120
	Cheyenne	2	1	20	14	64	58
	Kiowa	1	1	14	8	43	35
	Prowers	6	7	66	61	574	543
	<b>Total</b>	11	11	134	112	799	756
16	Bent	4	5	38	35	234	218
	Crowley	1	1	12	9	204	219
	Otero	19	18	59	50	810	829
	<b>Total</b>	24	24	109	94	1,248	1,266
17	Adams	337	283	601	614	17,435	17,161
	Broomfield	30	30	93	91	1,598	1,818
	<b>Total</b>	367	313	694	705	19,033	18,979
18	Arapahoe	490	469	1,215	1,346	20,089	20,918
	Douglas	122	121	303	303	7,056	7,189
	Elbert	5	4	47	27	637	629
	Lincoln	5	7	32	18	277	259
	<b>Total</b>	622	601	1,597	1,694	28,059	28,995
19	Weld	136	114	433	382	10,792	11,000
20	Boulder	304	305	621	566	9,110	9,046
21	Mesa	281	276	415	443	5,981	6,039
22	Dolores	0	0	17	16	57	65
	Montezuma	16	17	102	111	925	888
	<b>Total</b>	16	17	119	127	982	953
<b>State Total</b>		<b>4,713</b>	<b>4,487</b>	<b>11,551</b>	<b>12,574</b>	<b>187,352</b>	<b>189,387</b>



Table 15a: Court and Jury Trials for District Court, FY 2008

District	Court Location	Criminal		Civil		Juvenile		Total	
		Court Trials	Jury Trials	Court Trials	Jury Trials	Court Trials	Jury Trials	Court Trials	Jury Trials
1	Gilpin	0	1	0	2	0	0	0	3
	Jefferson	7	146	24	28	18	10	49	184
	<i>Total</i>	7	147	24	30	18	10	49	187
2	Denver	3	169	47	48	0	0	50	217
	Denver Juvenile	0	0	0	0	67	17	67	17
	<i>Total</i>	3	169	47	48	67	17	117	234
3	Huerfano	0	1	1	0	0	0	1	1
	Las Animas	0	2	2	2	1	0	3	4
	<i>Total</i>	0	3	3	2	1	0	4	5
4	El Paso	6	109	18	43	34	4	58	156
	Teller	0	8	5	0	1	0	6	8
	<i>Total</i>	6	117	23	43	35	4	64	164
5	Clear Creek	0	3	0	1	1	0	1	4
	Eagle	1	9	3	3	1	0	5	12
	Lake	0	1	0	0	0	0	0	1
	Summit	0	7	0	3	0	0	0	10
	<i>Total</i>	1	20	3	7	2	0	6	27
6	Archuleta	0	3	3	0	0	1	3	4
	La Plata	1	9	2	3	0	0	3	12
	San Juan	0	0	0	0	0	0	0	0
	<i>Total</i>	1	12	5	3	0	1	6	16
7	Delta	0	5	3	0	3	0	6	5
	Gunnison	0	2	3	0	1	0	4	2
	Hinsdale	0	0	0	0	0	0	0	0
	Montrose	1	3	3	1	3	0	7	4
	Ouray	0	2	2	0	0	0	2	2
	San Miguel	0	0	3	1	0	0	3	1
	<i>Total</i>	1	12	14	2	7	0	22	14
8	Jackson	0	0	0	0	0	0	0	0
	Larimer	1	15	11	11	3	1	15	27
	<i>Total</i>	1	15	11	11	3	1	15	27
9	Garfield	0	6	1	1	1	0	2	7
	Pitkin	0	1	4	3	0	0	4	4
	Rio Blanco	0	0	1	1	0	0	1	1
	<i>Total</i>	0	7	6	5	1	0	7	12
10	Pueblo	1	33	11	9	0	0	12	42
11	Chaffee	1	6	0	0	0	0	1	6
	Custer	0	0	0	0	0	0	0	0
	Fremont	0	18	1	0	4	0	5	18
	Park	0	3	2	0	0	1	2	4
	<i>Total</i>	1	27	3	0	4	1	8	28

Table 15a: Court and Jury Trials for District Court, FY 2008

District	Court Location	Criminal		Civil		Juvenile		Total	
		Court Trials	Jury Trials	Court Trials	Jury Trials	Court Trials	Jury Trials	Court Trials	Jury Trials
12	Alamosa	0	2	1	1	2	1	3	4
	Conejos	0	0	0	0	0	1	0	1
	Costilla	0	0	4	0	0	1	4	1
	Mineral	0	0	0	0	0	0	0	0
	Rio Grande	0	1	0	0	0	0	0	1
	Saguache	0	0	0	0	0	0	0	0
	<b>Total</b>	0	3	5	1	2	3	7	7
13	Kit Carson	0	0	0	1	0	0	0	1
	Logan	0	10	0	0	2	0	2	10
	Morgan	0	5	4	1	2	0	6	6
	Phillips	0	0	1	0	0	0	1	0
	Sedgwick	0	0	0	0	0	0	0	0
	Washington	0	0	0	0	1	0	1	0
	Yuma	0	1	0	0	0	0	0	1
	<b>Total</b>	0	16	5	2	5	0	10	18
14	Grand	0	6	1	1	1	0	2	7
	Moffat	0	6	1	1	7	2	8	9
	Routt	1	2	5	5	1	1	7	8
	<b>Total</b>	1	14	7	7	9	3	17	24
15	Baca	0	1	1	0	0	0	1	1
	Cheyenne	0	0	0	0	0	0	0	0
	Kiowa	0	0	0	0	0	0	0	0
	Prowers	0	0	0	0	1	1	1	1
	<b>Total</b>	0	1	1	0	1	1	2	2
16	Bent	0	1	0	0	0	1	0	2
	Crowley	0	0	0	0	0	0	0	0
	Otero	0	1	1	0	2	0	3	1
	<b>Total</b>	0	2	1	0	2	1	3	3
17	Adams	3	124	1	10	11	0	15	134
	Broomfield	0	4	1	0	0	0	1	4
	<b>Total</b>	3	128	2	10	11	0	16	138
18	Arapahoe	1	73	24	27	11	4	36	104
	Douglas	2	19	12	4	5	0	19	23
	Elbert	1	0	5	1	0	0	6	1
	Lincoln	0	5	0	1	0	2	0	8
	<b>Total</b>	4	97	41	33	16	6	61	136
19	Weld	2	61	30	7	34	3	66	71
20	Boulder	0	23	12	19	6	1	18	43
21	Mesa	2	83	11	7	6	1	19	91
22	Dolores	0	0	0	0	0	0	0	0
	Montezuma	1	0	1	0	1	0	3	0
	<b>Total</b>	1	0	1	0	1	0	3	0
<b>State Total</b>		<b>35</b>	<b>990</b>	<b>266</b>	<b>246</b>	<b>231</b>	<b>53</b>	<b>532</b>	<b>1,289</b>

Data for Table 15 in probate (PR) and mental health (MH) cases was not included in the FY 2007 Annual Statistical Report while the Judicial Department refines data reporting in these areas. Beginning with the FY 2008 Annual Report, hearing data will be reported for PR and MH cases.

Table 15b: Domestic Relations Hearings, FY 2008

District	Court Location	Permanent Orders Hearings	Legal Separation Hearings	Invalidity of Marriage Hearings	Total
1	Gilpin	14	0	0	14
	Jefferson	2,134	22	29	2,185
	<b>Total</b>	<b>2,148</b>	<b>22</b>	<b>29</b>	<b>2,199</b>
2	Denver	1,243	19	41	1,303
3	Huerfano	14	0	0	14
	Las Animas	54	0	0	54
	<b>Total</b>	<b>68</b>	<b>0</b>	<b>0</b>	<b>68</b>
4	El Paso	1,946	6	68	2,020
	Teller	48	0	1	49
	<b>Total</b>	<b>1,994</b>	<b>6</b>	<b>69</b>	<b>2,069</b>
5	Clear Creek	20	0	0	20
	Eagle	84	0	0	84
	Lake	31	0	0	31
	Summit	44	0	0	44
	<b>Total</b>	<b>179</b>	<b>0</b>	<b>0</b>	<b>179</b>
6	Archuleta	28	0	0	28
	La Plata	65	0	0	65
	San Juan	0	0	0	0
	<b>Total</b>	<b>93</b>	<b>0</b>	<b>0</b>	<b>93</b>
7	Delta	97	0	2	99
	Gunnison	19	0	0	19
	Hinsdale	3	0	0	3
	Montrose	119	0	1	120
	Ouray	7	0	0	7
	San Miguel	8	0	0	8
	<b>Total</b>	<b>253</b>	<b>0</b>	<b>3</b>	<b>256</b>
8	Jackson	1	0	0	1
	Larimer	434	0	0	434
	<b>Total</b>	<b>435</b>	<b>0</b>	<b>0</b>	<b>435</b>
9	Garfield	198	5	3	206
	Pitkin	23	0	0	23
	Rio Blanco	11	0	0	11
	<b>Total</b>	<b>232</b>	<b>5</b>	<b>3</b>	<b>240</b>
10	Pueblo	505	7	6	518
11	Chaffee	61	1	1	63
	Custer	10	0	0	10
	Fremont	151	0	1	152
	Park	49	0	0	49
	<b>Total</b>	<b>271</b>	<b>1</b>	<b>2</b>	<b>274</b>

Table 15b: Domestic Relations Hearings, FY 2008

District	Court Location	Permanent Orders Hearings	Legal Separation Hearings	Invalidity of Marriage Hearings	Total
12	Alamosa	126	0	0	126
	Conejos	27	0	0	27
	Costilla	15	1	0	16
	Mineral	3	0	0	3
	Rio Grande	44	0	0	44
	Saguache	27	0	0	27
	<i>Total</i>	242	1	0	243
13	Kit Carson	18	0	0	18
	Logan	38	0	4	42
	Morgan	52	1	1	54
	Phillips	13	0	0	13
	Sedgwick	10	0	0	10
	Washington	3	0	0	3
	Yuma	20	0	0	20
	<i>Total</i>	154	1	5	160
14	Grand	31	0	0	31
	Moffat	44	0	2	46
	Routt	52	0	0	52
	<i>Total</i>	127	0	2	129
15	Baca	7	0	0	7
	Cheyenne	1	0	0	1
	Kiowa	7	0	0	7
	Prowers	43	0	2	45
	<i>Total</i>	58	0	2	60
16	Bent	20	0	0	20
	Crowley	9	0	0	9
	Otero	84	0	1	85
	<i>Total</i>	113	0	1	114
17	Adams	1,010	16	25	1,051
	Broomfield	115	0	0	115
	<i>Total</i>	1,125	16	25	1,166
18	Arapahoe	1,169	0	3	1,172
	Douglas	666	0	13	679
	Elbert	49	0	0	49
	Lincoln	22	0	0	22
	<i>Total</i>	1,906	0	16	1,922
19	Weld	546	11	7	564
20	Boulder	500	1	2	503
21	Mesa	388	3	1	392
22	Dolores	4	0	0	4
	Montezuma	97	0	0	97
	<i>Total</i>	101	0	0	101
<i>State Total</i>		12,681	93	198	11,066

Table15c: Mental Health Hearings, FY 2008

District	Court Location	Involuntary			Total
		Commitment of Alcohol Treatment	Long Term Certification Hearing	Short Term Certification Hearing	
1	Gilpin	0	0	0	0
	Jefferson	0	0	2	2
	<i>Total</i>	0	0	2	2
2	Denver	9	62	5	76
3	Huerfano	0	0	0	0
	Las Animas	0	0	0	0
	<i>Total</i>	0	0	0	0
4	El Paso	17	0	3	20
	Teller	0	0	0	0
	<i>Total</i>	17	0	3	20
5	Clear Creek	0	0	0	0
	Eagle	0	0	0	0
	Lake	0	0	0	0
	Summit	0	0	0	0
	<i>Total</i>	0	0	0	0
6	Archuleta	0	0	0	0
	La Plata	2	0	0	2
	San Juan	0	0	0	0
	<i>Total</i>	2	0	0	2
7	Delta	0	0	0	0
	Gunnison	0	0	0	0
	Hinsdale	0	0	0	0
	Montrose	0	0	0	0
	Ouray	0	0	0	0
	San Miguel	0	0	0	0
	<i>Total</i>	0	0	0	0
8	Jackson	0	0	0	0
	Larimer	1	1	1	3
	<i>Total</i>	1	1	1	3
9	Garfield	0	0	0	0
	Pitkin	0	0	0	0
	Rio Blanco	0	0	0	0
	<i>Total</i>	0	0	0	0
10	Pueblo	6	2	2	10
11	Chaffee	0	0	0	0
	Custer	0	0	0	0
	Fremont	0	0	0	0
	Park	0	0	0	0
	<i>Total</i>	0	0	0	0

Table15c: Mental Health Hearings, FY 2008

District	Court Location	Involuntary			Total
		Commitment of Alcohol Treatment	Long Term Certification Hearing	Short Term Certification Hearing	
12	Alamosa	0	0	0	0
	Conejos	0	0	0	0
	Costilla	0	0	0	0
	Mineral	0	0	0	0
	Rio Grande	0	0	0	0
	Saguache	0	0	0	0
	<i>Total</i>	0	0	0	0
13	Kit Carson	0	0	0	0
	Logan	0	0	0	0
	Morgan	0	0	0	0
	Phillips	0	0	0	0
	Sedgwick	0	0	0	0
	Washington	0	0	0	0
	Yuma	0	0	0	0
	<i>Total</i>	0	0	0	0
14	Grand	0	0	0	0
	Moffat	0	0	0	0
	Routt	0	0	0	0
	<i>Total</i>	0	0	0	0
15	Baca	1	0	0	1
	Cheyenne	0	0	0	0
	Kiowa	0	0	0	0
	Powers	0	0	0	0
	<i>Total</i>	1	0	0	1
16	Bent	0	0	0	0
	Crowley	0	0	0	0
	Otero	1	0	0	1
	<i>Total</i>	1	0	0	1
17	Adams	1	0	1	2
	Broomfield	0	0	0	0
	<i>Total</i>	1	0	1	2
18	Arapahoe	0	3	1	4
	Douglas	0	0	0	0
	Elbert	0	0	0	0
	Lincoln	0	0	0	0
	<i>Total</i>	0	3	1	4
19	Weld	0	0	2	2
20	Boulder	0	0	0	0
21	Mesa	4	4	7	15
22	Dolores	0	0	0	0
	Montezuma	0	0	0	0
	<i>Total</i>	0	0	0	0
<i>State Total</i>		42	69	23	134

Table 15d: Probate Hearings, FY 2008

District	Court Location	Conservatorship/ Guardian Hearing	Conservatorship Hearing	Contested Will Hearing	Guardianshi p Hearing	Formal Probate of Will Hearing	Trust Hearing	Total
1	Gilpin	0	0	0	0	0	0	0
	Jefferson	38	53	0	114	11	4	220
	<b>Total</b>	38	53	0	114	11	4	220
2	Denver Probate	99	65	5	266	9	8	452
3	Huerfano	2	0	0	3	3	0	8
	Las Animas	1	4	0	1	1	0	7
	<b>Total</b>	3	4	0	4	4	0	15
4	El Paso	26	102	0	320	45	7	500
	Teller	7	0	0	4	1	0	12
	<b>Total</b>	33	102	0	324	46	7	512
5	Clear Creek	0	0	0	0	0	0	0
	Eagle	6	1	0	2	0	1	10
	Lake	1	0	0	0	0	0	1
	Summit	1	1	0	3	0	0	5
	<b>Total</b>	8	2	0	5	0	1	16
6	Archuleta	1	0	0	1	0	0	2
	La Plata	8	6	0	12	2	0	28
	San Juan	0	0	0	0	0	0	0
	<b>Total</b>	9	6	0	13	2	0	30
7	Delta	5	10	0	7	2	0	24
	Gunnison	4	1	0	0	0	0	5
	Hinsdale	0	0	0	0	0	0	0
	Montrose	11	5	0	5	11	0	32
	Ouray	0	1	0	2	0	0	3
	San Miguel	0	0	0	0	0	0	0
	<b>Total</b>	20	17	0	14	13	0	64
8	Jackson	0	0	0	0	0	0	0
	Larimer	6	21	0	49	1	0	77
	<b>Total</b>	6	21	0	49	1	0	77
9	Garfield	2	5	0	2	2	0	11
	Pitkin	0	0	0	0	0	0	0
	Rio Blanco	0	0	0	0	0	0	0
	<b>Total</b>	2	5	0	2	2	0	11
10	Pueblo	30	31	0	76	30	3	170
11	Chaffee	1	0	0	3	0	0	4
	Custer	0	0	0	3	0	0	3
	Fremont	0	2	0	17	0	0	19
	Park	0	0	0	1	1	0	2
	<b>Total</b>	1	2	0	24	1	0	28

Table 15d: Probate Hearings, FY 2008

District	Court Location	Formal					Trust Hearing	Total
		Conservatorship/ Guardian Hearing	Conservatorship Hearing	Contested Will Hearing	Guardianshi p Hearing	Probate of Will Hearing		
12	Alamosa	3	3	0	1	1	0	8
	Conejos	1	2	0	13	0	0	16
	Costilla	1	0	0	0	1	0	2
	Mineral	0	0	0	0	0	0	0
	Rio Grande	0	1	0	4	0	0	5
	Saguache	0	0	0	0	0	0	0
	<b>Total</b>	5	6	0	18	2	0	31
13	Kit Carson	0	0	0	1	0	0	1
	Logan	0	1	0	5	1	0	7
	Morgan	11	3	0	11	0	0	25
	Phillips	0	1	0	0	0	0	1
	Sedgwick	0	0	0	0	0	0	0
	Washington	2	0	0	0	0	0	2
	Yuma	0	0	0	1	6	0	7
<b>Total</b>	13	5	0	18	7	0	43	
14	Grand	0	0	0	2	1	0	3
	Moffat	8	2	0	1	2	0	13
	Routt	2	2	0	3	0	0	7
	<b>Total</b>	10	4	0	6	3	0	23
15	Baca	1	0	0	1	0	0	2
	Cheyenne	1	4	0	2	0	0	7
	Kiowa	0	1	0	0	0	0	1
	Prowers	3	5	0	13	0	0	21
	<b>Total</b>	5	10	0	16	0	0	31
16	Bent	4	3	0	4	2	0	13
	Crowley	0	2	0	0	0	0	2
	Otero	3	5	0	8	5	0	21
	<b>Total</b>	7	10	0	12	7	0	36
17	Adams	37	19	1	84	1	0	142
	Broomfield	4	10	0	5	1	0	20
	<b>Total</b>	41	29	1	89	2	0	162
18	Arapahoe	30	68	0	159	1	0	258
	Douglas	6	33	1	37	1	0	78
	Elbert	0	5	0	1	0	0	6
	Lincoln	0	0	1	0	0	0	1
	<b>Total</b>	36	106	2	197	2	0	343
19	Weld	11	12	0	35	0	0	58
20	Boulder	10	29	0	46	4	0	89
21	Mesa	26	35	0	33	3	0	97
22	Dolores	1	0	0	2	1	0	4
	Montezuma	7	8	1	15	0	0	31
	<b>Total</b>	8	8	1	17	1	0	35
<b>State Total</b>		<b>421</b>	<b>456</b>	<b>7</b>	<b>1,181</b>	<b>148</b>	<b>23</b>	<b>2,200</b>



Table 16: District Court Civil Filings by Type, FY 2008

District	Court Location	Breach of Warranty	County Court Counter Claim	Confirm Arbitration Award	Condemnation	County Court or Municipal Appeal	Breach of Contract	Determination of Interests
1	Gilpin	0	1	0	0	1	8	0
	Jefferson	3	0	35	7	56	574	9
	<b>Total</b>	3	1	35	7	57	582	9
2	Denver	9	28	56	0	95	989	7
3	Huerfano	0	0	0	0	0	5	1
	Las Animas	0	0	0	0	2	16	2
	<b>Total</b>	0	0	0	0	2	21	3
4	El Paso	3	30	49	8	62	394	6
	Teller	0	1	1	0	4	17	0
	<b>Total</b>	3	31	50	8	66	411	6
5	Clear Creek	1	0	0	6	5	2	0
	Eagle	1	4	4	1	2	58	0
	Lake	0	0	1	0	3	6	0
	Summit	3	0	1	0	5	42	2
	<b>Total</b>	5	4	6	7	15	108	2
6	Archuleta	1	0	0	0	3	12	1
	La Plata	1	2	3	5	9	38	3
	San Juan	0	0	0	0	1	1	0
	<b>Total</b>	2	2	3	5	13	51	4
7	Delta	0	0	1	0	6	22	0
	Gunnison	0	1	0	1	6	13	0
	Hinsdale	0	0	0	0	0	2	0
	Montrose	0	1	3	0	5	25	0
	Ouray	0	0	0	0	0	6	0
	San Miguel	0	1	0	0	1	15	1
	<b>Total</b>	0	3	4	1	18	83	1
8	Jackson	0	0	0	0	0	0	0
	Larimer	3	5	18	3	34	299	1
	<b>Total</b>	3	5	18	3	34	299	1
9	Garfield	0	1	3	1	10	35	0
	Pitkin	1	5	2	0	0	42	0
	Rio Blanco	0	0	0	0	3	7	0
	<b>Total</b>	1	6	5	1	13	84	0
10	Pueblo	2	1	7	4	12	74	2
11	Chaffee	0	1	1	0	2	10	0
	Custer	0	0	0	0	0	1	0
	Fremont	1	0	0	0	4	8	1
	Park	0	0	3	1	3	15	2
	<b>Total</b>	1	1	4	1	9	34	3

Table 16: District Court Civil Filings by Type, FY 2008

District	Court Location	Declaratory Judgment	Distrain Warrant	Foreclosure Other Than RL 120	Forcible Entry and Detainer	Foreign Judgment	Goods Sold and Delivered	Injunctive Relief
1	Gilpin	3	0	2	0	1	0	0
	Jefferson	37	63	62	81	35	28	29
	<i>Total</i>	40	63	64	81	36	28	29
2	Denver	94	189	128	121	134	52	114
3	Huerfano	1	1	1	1	1	0	0
	Las Animas	4	0	4	0	3	1	2
	<i>Total</i>	5	1	5	1	4	1	2
4	El Paso	35	52	115	60	56	29	45
	Teller	2	4	4	2	4	0	1
	<i>Total</i>	37	56	119	62	60	29	46
5	Clear Creek	0	2	3	0	2	0	0
	Eagle	12	6	108	5	8	3	6
	Lake	2	0	1	1	0	0	1
	Summit	3	6	70	4	6	3	2
	<i>Total</i>	17	14	182	10	16	6	9
6	Archuleta	4	3	106	1	3	1	3
	La Plata	4	4	5	4	9	1	5
	San Juan	0	0	2	0	0	0	0
	<i>Total</i>	8	7	113	5	12	2	8
7	Delta	3	2	2	0	2	1	5
	Gunnison	8	1	1	0	5	1	1
	Hinsdale	0	0	1	0	0	0	0
	Montrose	5	1	0	0	6	5	6
	Ouray	2	0	2	2	0	0	1
	San Miguel	7	3	6	1	1	0	0
	<i>Total</i>	25	7	12	3	14	7	13
8	Jackson	0	0	0	0	0	0	0
	Larimer	23	27	27	32	26	17	19
	<i>Total</i>	23	27	27	32	26	17	19
9	Garfield	12	9	9	2	11	4	4
	Pitkin	7	7	5	6	5	1	5
	Rio Blanco	0	0	1	1	2	0	0
	<i>Total</i>	19	16	15	9	18	5	9
10	Pueblo	18	6	12	24	10	9	10
11	Chaffee	5	0	1	1	1	1	0
	Custer	0	2	1	1	1	0	2
	Fremont	6	2	6	4	2	0	4
	Park	0	3	3	1	3	0	3
	<i>Total</i>	11	7	11	7	7	1	9

Table 16: District Court Civil Filings by Type, FY 2008

District	Court Location	Lien	Landlord-Tenant	Mechanics Lien	Malpractice	Money	Motion to Approve Transfer of Structured Settlement	Name Change
1	Gilpin	0	0	1	0	2	0	1
	Jefferson	4	5	38	16	284	25	1
	<i>Total</i>	4	5	39	16	286	25	2
2	Denver	10	17	64	106	633	63	32
3	Huerfano	0	0	0	0	8	0	2
	Las Animas	0	0	1	0	12	0	0
	<i>Total</i>	0	0	1	0	20	0	2
4	El Paso	0	6	26	38	584	35	1
	Teller	0	0	5	1	26	0	1
	<i>Total</i>	0	6	31	39	610	18	2
5	Clear Creek	0	0	1	0	6	1	0
	Eagle	0	0	12	0	32	1	5
	Lake	0	0	0	0	5	0	2
	Summit	1	0	1	2	22	2	1
	<i>Total</i>	1	0	14	2	65	4	8
6	Archuleta	1	1	2	0	14	0	1
	La Plata	3	0	7	1	26	1	0
	San Juan	0	0	0	0	0	0	0
	<i>Total</i>	4	1	9	1	40	1	1
7	Delta	1	0	2	4	16	1	9
	Gunnison	2	1	3	1	4	1	0
	Hinsdale	0	0	0	0	0	0	0
	Montrose	0	1	2	1	30	0	1
	Ouray	0	0	2	0	2	0	0
	San Miguel	0	1	6	0	5	0	0
	<i>Total</i>	3	3	15	6	57	2	10
8	Jackson	0	0	0	0	3	0	0
	Larimer	4	4	26	15	118	10	31
	<i>Total</i>	4	4	26	15	121	10	31
9	Garfield	2	1	4	1	45	1	0
	Pitkin	1	0	7	5	27	0	0
	Rio Blanco	1	0	1	0	4	2	1
	<i>Total</i>	4	1	12	6	76	3	1
10	Pueblo	1	1	4	15	165	13	20
11	Chaffee	0	0	3	1	11	0	0
	Custer	0	0	1	0	4	0	2
	Fremont	0	1	5	1	45	4	0
	Park	0	0	4	1	17	0	0
	<i>Total</i>	0	1	13	3	77	4	2

Table 16: District Court Civil Filings by Type, FY 2008

District	Court Location	Negligence	Note	Other	Prohibition	Property Damage	Public Nuisance	Public Utilities	Personal Injury
1	Gilpin	0	0	9	0	1	0	0	4
	Jefferson	70	84	141	0	7	49	1	76
	<i>Total</i>	70	84	150	0	8	49	1	80
2	Denver	138	97	313	1	13	115	2	288
3	Huerfano	2	0	16	0	0	2	0	1
	Las Animas	3	1	8	0	2	0	0	5
	<i>Total</i>	5	1	24	0	2	2	0	6
4	El Paso	50	43	144	0	5	113	0	98
	Teller	2	1	13	0	0	2	0	4
	<i>Total</i>	52	44	157	0	5	115	0	102
5	Clear Creek	3	1	7	0	0	0	0	0
	Eagle	7	1	21	0	1	0	0	15
	Lake	0	0	3	0	0	0	0	1
	Summit	6	0	5	0	0	0	0	23
	<i>Total</i>	16	2	36	0	1	0	0	39
6	Archuleta	2	0	3	0	1	2	0	0
	La Plata	9	6	19	0	2	3	0	4
	San Juan	0	0	1	0	0	0	0	0
	<i>Total</i>	11	6	23	0	3	5	0	4
7	Delta	6	2	8	0	0	0	0	0
	Gunnison	4	1	4	0	0	0	0	2
	Hinsdale	0	0	0	0	0	0	0	0
	Montrose	9	1	17	0	2	0	0	5
	Ouray	0	0	2	0	0	0	0	0
	San Miguel	2	1	6	0	0	0	0	2
	<i>Total</i>	21	5	37	0	2	0	0	9
8	Jackson	0	0	2	0	0	0	0	0
	Larimer	39	45	57	0	3	19	0	51
	<i>Total</i>	39	45	59	0	3	19	0	51
9	Garfield	15	0	16	0	2	0	0	11
	Pitkin	5	1	12	0	1	0	0	7
	Rio Blanco	1	0	2	0	0	0	0	0
	<i>Total</i>	21	1	30	0	3	0	0	18
10	Pueblo	31	9	46	0	2	0	0	47
11	Chaffee	1	1	5	0	1	0	0	1
	Custer	1	1	1	0	0	0	0	1
	Fremont	5	0	29	0	2	4	0	4
	Park	4	0	5	0	0	0	0	4
	<i>Total</i>	11	2	40	0	3	4	0	10

Table 16: District Court Civil Filings by Type, FY 2008

District	Court Location	Personal Injury - Motor Vehicle	Petition to Seal Criminal Record	Possession	Rule 120 Deed of Trust	Rule 105 Quiet Title	Replevin	Restraining Order
1	Gilpin	2	6	0	58	2	0	0
	Jefferson	214	396	0	3,166	55	75	2
	<b>Total</b>	<b>216</b>	<b>402</b>	<b>0</b>	<b>3,224</b>	<b>57</b>	<b>75</b>	<b>2</b>
2	Denver	670	693	0	5,966	54	90	0
3	Huerfano	3	5	0	39	13	0	3
	Las Animas	8	7	0	65	6	3	2
	<b>Total</b>	<b>11</b>	<b>12</b>	<b>0</b>	<b>104</b>	<b>19</b>	<b>3</b>	<b>5</b>
4	El Paso	454	446	2	3,281	42	71	3
	Teller	7	21	0	228	4	2	0
	<b>Total</b>	<b>461</b>	<b>467</b>	<b>2</b>	<b>3,509</b>	<b>46</b>	<b>73</b>	<b>3</b>
5	Clear Creek	7	11	0	75	7	1	0
	Eagle	18	38	1	113	11	3	0
	Lake	1	2	0	19	3	1	0
	Summit	9	30	0	155	3	2	0
	<b>Total</b>	<b>35</b>	<b>81</b>	<b>1</b>	<b>362</b>	<b>24</b>	<b>7</b>	<b>0</b>
6	Archuleta	5	1	0	76	8	9	2
	La Plata	18	6	0	70	13	12	0
	San Juan	0	0	0	2	1	0	0
	<b>Total</b>	<b>23</b>	<b>7</b>	<b>0</b>	<b>148</b>	<b>22</b>	<b>21</b>	<b>2</b>
7	Delta	2	13	0	92	12	4	0
	Gunnison	3	9	1	35	7	0	1
	Hinsdale	0	1	0	0	1	0	0
	Montrose	5	13	0	85	13	6	0
	Ouray	1	2	0	5	1	1	0
	San Miguel	1	3	0	14	2	1	0
	<b>Total</b>	<b>12</b>	<b>41</b>	<b>1</b>	<b>231</b>	<b>36</b>	<b>12</b>	<b>1</b>
8	Jackson	0	0	0	3	1	0	0
	Larimer	120	124	0	1,405	12	46	1
	<b>Total</b>	<b>120</b>	<b>124</b>	<b>0</b>	<b>1,408</b>	<b>13</b>	<b>46</b>	<b>1</b>
9	Garfield	9	18	0	83	27	14	1
	Pitkin	7	10	0	16	9	1	0
	Rio Blanco	0	3	0	7	2	1	0
	<b>Total</b>	<b>16</b>	<b>31</b>	<b>0</b>	<b>106</b>	<b>38</b>	<b>16</b>	<b>1</b>
10	Pueblo	136	120	0	1,280	24	23	0
11	Chaffee	4	13	0	46	3	3	0
	Custer	0	0	0	18	6	1	0
	Fremont	15	24	0	245	7	2	2
	Park	5	7	0	198	19	3	0
	<b>Total</b>	<b>24</b>	<b>44</b>	<b>0</b>	<b>507</b>	<b>35</b>	<b>9</b>	<b>2</b>

Table 16: District Court Civil Filings by Type, FY 2008

District	Court Location	Review - Other Local Government / Person	Special District	Sexual Harassment	Specific Performance	Services Rendered	Workman's Compensation	Wrongful Death
1	Gilpin	0	0	0	0	0	0	0
	Jefferson	20	2	0	1	5	0	3
	<i>Total</i>	20	2	0	1	5	0	3
2	Denver	91	0	4	3	98	135	21
3	Huerfano	0	0	0	0	0	0	0
	Las Animas	2	0	0	1	0	0	1
	<i>Total</i>	2	0	0	1	0	0	1
4	El Paso	31	14	1	0	15	0	3
	Teller	2	1	0	1	0	0	0
	<i>Total</i>	33	15	1	1	15	0	3
5	Clear Creek	1	0	0	0	0	0	0
	Eagle	3	2	0	0	0	0	0
	Lake	3	2	0	0	0	0	0
	Summit	7	0	0	1	0	0	0
	<i>Total</i>	14	4	0	1	0	0	0
6	Archuleta	0	0	0	6	0	0	0
	La Plata	6	1	0	0	0	1	0
	San Juan	0	0	0	0	0	0	0
	<i>Total</i>	6	1	0	6	0	1	0
7	Delta	1	0	0	1	0	0	1
	Gunnison	2	0	0	5	0	0	0
	Hinsdale	0	0	0	0	0	0	0
	Montrose	7	0	0	0	0	0	1
	Ouray	1	0	0	0	0	0	0
	San Miguel	1	0	0	1	0	0	1
	<i>Total</i>	12	0	0	7	0	0	3
8	Jackson	0	0	0	0	0	0	0
	Larimer	11	12	0	3	8	1	1
	<i>Total</i>	11	12	0	3	8	1	1
9	Garfield	1	2	1	1	0	0	1
	Pitkin	1	1	0	1	1	0	1
	Rio Blanco	0	0	0	1	0	0	0
	<i>Total</i>	2	3	1	3	1	0	2
10	Pueblo	5	1	0	0	4	0	5
11	Chaffee	0	0	0	0	0	0	0
	Custer	0	0	0	0	0	0	0
	Fremont	1	0	0	0	0	0	1
	Park	4	0	0	0	0	0	0
	<i>Total</i>	5	0	0	0	0	0	1

Table 16: District Court Civil Filings by Type, FY 2008

District	Court Location	Wages	Writ of Habeas Corpus	Wrongful Death – Motor Vehicle	Rule 106 - Writs / Contempt	Fraud	Out of State Subpoena	Total
1	Gilpin	0	0	0	0	0	0	102
	Jefferson	0	20	4	22	40	17	5,862
	<b>Total</b>	0	20	4	22	40	17	5,964
2	Denver	10	50	6	6	55	64	11,924
3	Huerfano	0	1	0	19	2	0	127
	Las Animas	0	0	0	2	0	0	163
	<b>Total</b>	0	1	0	21	2	0	290
4	El Paso	2	22	1	18	22	28	6,543
	Teller	0	1	0	0	1	1	364
	<b>Total</b>	2	23	1	18	23	29	6,907
5	Clear Creek	0	0	0	1	0	1	144
	Eagle	0	0	2	1	5	6	516
	Lake	0	0	0	0	0	0	57
	Summit	0	0	0	1	0	2	420
	<b>Total</b>	0	0	2	3	5	9	1,137
6	Archuleta	0	0	0	0	1	2	275
	La Plata	0	0	0	0	3	5	309
	San Juan	0	0	0	0	0	0	8
	<b>Total</b>	0	0	0	0	4	7	592
7	Delta	0	1	0	3	1	2	226
	Gunnison	0	0	0	0	4	1	129
	Hinsdale	0	0	0	0	0	0	5
	Montrose	0	0	0	5	0	0	261
	Ouray	0	0	0	0	0	1	31
	San Miguel	0	0	0	0	0	0	83
	<b>Total</b>	0	1	0	8	5	4	735
8	Jackson	0	0	0	0	0	0	9
	Larimer	0	1	2	5	15	17	2,740
	<b>Total</b>	0	1	2	5	15	17	2,749
9	Garfield	2	0	0	1	1	3	364
	Pitkin	3	0	0	8	3	6	220
	Rio Blanco	0	0	0	0	0	0	40
	<b>Total</b>	5	0	0	9	4	9	624
10	Pueblo	1	0	3	3	2	3	2,155
11	Chaffee	0	3	0	22	0	1	142
	Custer	0	0	0	0	0	0	44
	Fremont	0	9	0	40	4	0	488
	Park	0	0	0	0	2	1	311
	<b>Total</b>	0	12	0	62	6	2	985

Table 16: District Court Civil Filings by Type, FY 2008

District	Court Location	Breach of Warranty	County Court Counter Claim	Confirm Arbitration Award	Condemnation	County Court or Municipal Appeal	Breach of Contract	Determination of Interests
12	Alamosa	0	0	1	1	1	6	0
	Conejos	0	0	1	0	1	3	0
	Costilla	0	0	0	0	0	2	1
	Mineral	0	0	0	0	0	0	0
	Rio Grande	0	0	2	0	0	7	0
	Saguache	0	0	1	0	3	4	0
	<i>Total</i>		<i>0</i>	<i>0</i>	<i>5</i>	<i>1</i>	<i>5</i>	<i>22</i>
13	Kit Carson	0	0	0	1	1	0	0
	Logan	0	0	1	0	11	8	0
	Morgan	0	0	0	1	4	12	0
	Phillips	0	0	0	0	0	1	0
	Sedgwick	0	0	0	0	0	0	0
	Washington	0	0	0	1	0	1	0
	Yuma	0	0	0	0	0	4	0
	<i>Total</i>		<i>0</i>	<i>0</i>	<i>1</i>	<i>3</i>	<i>16</i>	<i>26</i>
14	Grand	1	1	1	0	3	21	0
	Moffat	0	0	1	0	4	2	1
	Routt	0	1	2	1	8	32	2
	<i>Total</i>	<i>1</i>	<i>2</i>	<i>4</i>	<i>1</i>	<i>15</i>	<i>55</i>	<i>3</i>
15	Baca	0	0	0	0	0	1	0
	Cheyenne	0	0	1	0	1	3	0
	Kiowa	0	0	0	0	0	0	0
	Prowers	0	0	0	0	1	5	0
	<i>Total</i>	<i>0</i>	<i>0</i>	<i>1</i>	<i>0</i>	<i>2</i>	<i>9</i>	<i>0</i>
16	Bent	0	0	1	0	2	0	0
	Crowley	1	0	0	0	0	4	0
	Otero	0	0	0	0	3	5	0
	<i>Total</i>	<i>1</i>	<i>0</i>	<i>1</i>	<i>0</i>	<i>5</i>	<i>9</i>	<i>0</i>
17	Adams	4	1	16	7	67	393	0
	Broomfield	1	1	5	0	4	27	0
	<i>Total</i>	<i>5</i>	<i>2</i>	<i>21</i>	<i>7</i>	<i>71</i>	<i>420</i>	<i>0</i>
18	Arapahoe	9	1	22	4	76	515	5
	Douglas	2	1	15	9	25	241	1
	Elbert	0	0	0	0	1	23	0
	Lincoln	0	0	0	0	0	1	0
	<i>Total</i>	<i>11</i>	<i>2</i>	<i>37</i>	<i>13</i>	<i>102</i>	<i>780</i>	<i>6</i>
19	Weld	1	13	14	34	41	187	3
20	Boulder	4	2	13	1	53	280	1
21	Mesa	3	0	7	0	3	71	1
22	Dolores	0	0	0	0	0	0	1
	Montezuma	0	0	0	0	22	13	2
	<i>Total</i>	<i>0</i>	<i>0</i>	<i>0</i>	<i>0</i>	<i>22</i>	<i>13</i>	<i>3</i>
<i>State Total</i>		<i>55</i>	<i>103</i>	<i>292</i>	<i>97</i>	<i>669</i>	<i>4,608</i>	<i>56</i>
<i>Percent of State Total</i>		<i>0%</i>	<i>0%</i>	<i>0%</i>	<i>0%</i>	<i>1%</i>	<i>7%</i>	<i>0%</i>



Table 16: District Court Civil Filings by Type, FY 2008

District	Court Location	Declaratory Judgment	Distrain Warrant	Foreclosure Other Than RL 120	Forcible Entry and Detainer	Foreign Judgment	Goods Sold and Delivered	Injunctive Relief
12	Alamosa	0	1	2	3	2	0	4
	Conejos	0	1	0	0	0	0	1
	Costilla	0	0	32	0	0	0	1
	Mineral	0	0	0	0	0	0	0
	Rio Grande	0	0	1	0	0	1	0
	Saguache	2	1	1	1	0	0	1
	<b>Total</b>		2	3	36	4	2	1
13	Kit Carson	2	0	1	1	0	1	0
	Logan	1	1	2	3	1	0	2
	Morgan	2	0	0	0	0	3	5
	Phillips	0	0	1	0	0	0	0
	Sedgwick	0	0	0	0	0	0	0
	Washington	0	0	0	0	0	0	0
	Yuma	1	0	0	1	2	0	2
	<b>Total</b>		6	1	4	5	3	4
14	Grand	2	3	63	1	2	2	4
	Moffat	0	1	0	1	2	0	0
	Routt	5	7	27	2	4	1	2
	<b>Total</b>		7	11	90	4	8	3
15	Baca	0	0	1	0	1	0	0
	Cheyenne	0	0	0	0	1	0	0
	Kiowa	0	0	1	0	0	1	0
	Prowers	1	0	2	2	1	1	0
	<b>Total</b>		1	0	4	2	3	2
16	Bent	0	0	0	0	0	0	3
	Crowley	0	0	0	0	0	0	1
	Otero	0	0	3	3	1	0	0
	<b>Total</b>		0	0	3	3	1	0
17	Adams	19	70	136	44	16	35	11
	Broomfield	2	2	7	18	3	2	1
	<b>Total</b>		21	72	143	62	19	37
18	Arapahoe	39	179	180	196	59	51	35
	Douglas	17	26	48	42	24	21	9
	Elbert	0	5	1	6	1	1	5
	Lincoln	0	0	0	0	0	0	0
	<b>Total</b>		56	210	229	244	84	73
19	Weld	15	73	30	5	13	9	58
20	Boulder	30	29	25	35	27	12	8
21	Mesa	11	7	1	12	9	7	4
22	Dolores	1	0	0	0	1	0	1
	Montezuma	4	1	3	2	3	2	0
	<b>Total</b>		5	1	3	2	4	2
<b>State Total</b>		<b>451</b>	<b>800</b>	<b>1,256</b>	<b>733</b>	<b>510</b>	<b>307</b>	<b>426</b>
<b>Percent of State Total</b>		<b>1%</b>	<b>1%</b>	<b>2%</b>	<b>1%</b>	<b>1%</b>	<b>0%</b>	<b>1%</b>

Table 16: District Court Civil Filings by Type, FY 2008

District	Court Location	Lien	Landlord-Tenant	Mechanics Lien	Malpractice	Money	Motion to Approve Transfer of Structured Settlement	Name Change
12	Alamosa	0	0	0	1	14	1	0
	Conejos	0	0	0	0	5	0	0
	Costilla	0	0	0	0	4	0	1
	Mineral	0	0	0	0	3	0	0
	Rio Grande	1	0	2	1	11	1	3
	Saguache	0	0	0	0	3	0	0
	<i>Total</i>	<i>0</i>	<i>0</i>	<i>2</i>	<i>2</i>	<i>40</i>	<i>2</i>	<i>4</i>
13	Kit Carson	0	0	0	1	3	1	0
	Logan	0	0	0	2	20	0	3
	Morgan	0	0	0	0	21	2	4
	Phillips	0	0	0	0	5	0	1
	Sedgwick	0	0	0	0	2	0	0
	Washington	0	0	0	0	2	0	0
	Yuma	0	0	0	0	3	0	0
	<i>Total</i>	<i>0</i>	<i>0</i>	<i>0</i>	<i>3</i>	<i>56</i>	<i>3</i>	<i>8</i>
14	Grand	1	0	18	0	16	0	0
	Moffat	0	0	3	1	6	0	4
	Routt	2	0	6	2	21	0	1
	<i>Total</i>	<i>3</i>	<i>0</i>	<i>27</i>	<i>3</i>	<i>43</i>	<i>0</i>	<i>5</i>
15	Baca	0	0	0	0	3	1	0
	Cheyenne	0	0	0	0	4	0	0
	Kiowa	0	0	0	0	1	0	0
	Prowers	0	0	0	3	8	0	0
	<i>Total</i>	<i>0</i>	<i>0</i>	<i>0</i>	<i>3</i>	<i>16</i>	<i>1</i>	<i>0</i>
16	Bent	0	0	0	0	5	0	1
	Crowley	0	0	0	0	3	0	0
	Otero	0	1	0	1	9	0	1
	<i>Total</i>	<i>0</i>	<i>1</i>	<i>0</i>	<i>1</i>	<i>17</i>	<i>0</i>	<i>2</i>
17	Adams	2	4	28	8	344	14	19
	Broomfield	0	0	8	0	56	1	0
	<i>Total</i>	<i>2</i>	<i>4</i>	<i>36</i>	<i>8</i>	<i>400</i>	<i>15</i>	<i>19</i>
18	Arapahoe	7	10	35	26	603	28	45
	Douglas	5	8	43	6	255	7	6
	Elbert	1	0	3	0	13	0	0
	Lincoln	0	0	0	0	0	0	0
	<i>Total</i>	<i>13</i>	<i>18</i>	<i>81</i>	<i>32</i>	<i>871</i>	<i>35</i>	<i>51</i>
19	Weld	1	0	23	6	246	6	30
20	Boulder	4	6	34	23	222	10	0
21	Mesa	1	0	6	6	95	4	26
22	Dolores	0	0	0	0	0	0	0
	Montezuma	1	0	1	1	12	1	4
	<i>Total</i>	<i>1</i>	<i>0</i>	<i>1</i>	<i>1</i>	<i>12</i>	<i>1</i>	<i>4</i>
<b>State Total</b>		<b>56</b>	<b>68</b>	<b>438</b>	<b>297</b>	<b>4,168</b>	<b>220</b>	<b>260</b>
<b>Percent of State Total</b>		<b>0%</b>	<b>0%</b>	<b>1%</b>	<b>0%</b>	<b>6%</b>	<b>0%</b>	<b>0%</b>

Table 16: District Court Civil Filings by Type, FY 2008

District	Court Location	Negligence	Note	Other	Prohibition	Property Damage	Public Nuisance	Public Utilities	Personal Injury
12	Alamosa	2	1	40	0	0	0	0	3
	Conejos	1	0	9	0	0	0	0	0
	Costilla	0	0	4	0	2	0	0	0
	Mineral	0	0	3	0	0	0	0	0
	Rio Grande	0	0	7	0	0	0	0	0
	Saguache	0	0	0	0	0	0	0	1
	<b>Total</b>		<b>3</b>	<b>1</b>	<b>63</b>	<b>0</b>	<b>2</b>	<b>0</b>	<b>0</b>
13	Kit Carson	2	2	7	0	0	0	0	0
	Logan	1	0	2	0	0	0	0	3
	Morgan	2	3	4	0	1	0	0	2
	Phillips	0	0	1	0	0	0	0	0
	Sedgwick	0	0	1	0	0	0	0	0
	Washington	0	0	7	0	0	0	0	0
	Yuma	2	1	2	0	0	0	0	1
	<b>Total</b>		<b>7</b>	<b>6</b>	<b>24</b>	<b>0</b>	<b>1</b>	<b>0</b>	<b>0</b>
14	Grand	6	0	11	0	0	0	0	7
	Moffat	2	1	5	0	0	0	0	3
	Routt	8	2	8	0	1	0	0	11
	<b>Total</b>	<b>16</b>	<b>3</b>	<b>24</b>	<b>0</b>	<b>1</b>	<b>0</b>	<b>0</b>	<b>21</b>
15	Baca	0	0	2	0	0	1	0	0
	Cheyenne	0	0	1	0	0	0	0	0
	Kiowa	0	0	0	0	1	0	0	0
	Prowers	5	0	3	0	0	0	0	3
	<b>Total</b>	<b>5</b>	<b>0</b>	<b>6</b>	<b>0</b>	<b>1</b>	<b>1</b>	<b>0</b>	<b>3</b>
16	Bent	2	1	2	0	0	0	0	0
	Crowley	1	0	5	0	0	2	0	0
	Otero	0	1	2	0	0	0	0	3
	<b>Total</b>	<b>3</b>	<b>2</b>	<b>9</b>	<b>0</b>	<b>0</b>	<b>2</b>	<b>0</b>	<b>3</b>
17	Adams	139	76	100	0	3	19	0	44
	Broomfield	8	2	10	0	1	1	0	8
	<b>Total</b>	<b>147</b>	<b>78</b>	<b>110</b>	<b>0</b>	<b>4</b>	<b>20</b>	<b>0</b>	<b>52</b>
18	Arapahoe	54	94	144	0	4	44	0	91
	Douglas	29	29	58	0	1	7	0	42
	Elbert	4	2	9	0	0	0	0	0
	Lincoln	1	1	15	0	0	0	0	0
	<b>Total</b>	<b>88</b>	<b>126</b>	<b>226</b>	<b>0</b>	<b>5</b>	<b>51</b>	<b>0</b>	<b>133</b>
19	Weld	30	25	57	0	4	0	0	25
20	Boulder	60	26	41	0	2	0	1	73
21	Mesa	33	3	113	0	1	0	0	6
22	Dolores	0	0	1	0	0	0	0	0
	Montezuma	1	0	6	0	0	0	0	8
	<b>Total</b>	<b>1</b>	<b>0</b>	<b>7</b>	<b>0</b>	<b>0</b>	<b>0</b>	<b>0</b>	<b>8</b>
<b>State Total</b>		<b>808</b>	<b>566</b>	<b>1,595</b>	<b>1</b>	<b>66</b>	<b>383</b>		<b>988</b>
<b>Percent of State Total</b>		<b>1%</b>	<b>1%</b>	<b>2%</b>	<b>0%</b>	<b>0%</b>	<b>1%</b>		<b>2%</b>

Table 16: District Court Civil Filings by Type, FY 2008

District	Court Location	Personal Injury - Motor Vehicle	Petition to Seal Criminal Record	Possession	Rule 120 Deed of Trust	Rule 105 Quiet Title	Replevin	Restraining Order
12	Alamosa	5	3	1	46	4	0	0
	Conejos	3	0	0	19	1	2	0
	Costilla	1	0	1	25	6	1	0
	Mineral	0	1	0	2	0	0	0
	Rio Grande	3	2	0	50	2	0	0
	Saguache	1	0	0	25	21	0	0
	<b>Total</b>		13	6	2	167	34	3
13	Kit Carson	0	0	0	31	0	2	0
	Logan	4	10	0	62	1	4	0
	Morgan	2	24	0	129	5	5	0
	Phillips	0	0	0	18	0	0	0
	Sedgwick	0	1	0	7	1	0	0
	Washington	2	1	0	17	5	1	0
	Yuma	0	4	1	19	8	1	0
	<b>Total</b>		8	40	1	283	20	13
14	Grand	3	15	0	84	6	2	1
	Moffat	6	6	0	30	3	6	0
	Routt	7	20	0	42	9	3	0
	<b>Total</b>	16	41	0	156	18	11	1
15	Baca	1	1	0	5	2	2	0
	Cheyenne	0	0	0	3	1	3	0
	Kiowa	0	0	0	0	1	0	1
	Prowers	0	7	0	36	3	1	2
	<b>Total</b>	1	8	0	44	7	6	3
16	Bent	1	2	0	16	3	1	0
	Crowley	1	4	0	16	1	0	0
	Otero	8	13	0	85	5	1	1
	<b>Total</b>	10	19	0	117	9	2	1
17	Adams	168	146	0	5,253	24	87	1
	Broomfield	23	41	0	233	0	10	1
	<b>Total</b>	191	187	0	5,486	24	97	2
18	Arapahoe	301	342	2	5,537	22	110	5
	Douglas	91	183	0	1,742	16	31	4
	Elbert	6	15	0	217	5	4	0
	Lincoln	0	5	0	39	6	1	0
	<b>Total</b>	398	545	2	7,535	49	146	9
19	Weld	68	103	2	2,503	33	41	2
20	Boulder	250	436	1	905	30	22	0
21	Mesa	29	85	0	320	5	16	1
22	Dolores	0	2	0	7	3	0	2
	Montezuma	8	3	0	44	1	5	7
	<b>Total</b>	8	5	0	51	4	5	9
<b>State Total</b>		<b>2,716</b>	<b>3,497</b>	<b>12</b>	<b>34,412</b>	<b>601</b>	<b>737</b>	<b>45</b>
<b>Percent of State Total</b>		<b>4%</b>	<b>5%</b>	<b>0%</b>	<b>54%</b>	<b>1%</b>	<b>1%</b>	<b>0%</b>

Table 16: District Court Civil Filings by Type, FY 2008

District	Court Location	Review - Other Local Government / Person	Special District	Sexual Harassment	Specific Performance	Services Rendered	Workman's Compensation	Wrongful Death
12	Alamosa	0	0	0	0	0	1	0
	Conejos	0	0	0	0	1	0	0
	Costilla	0	1	0	0	0	0	0
	Mineral	0	0	0	0	0	0	0
	Rio Grande	0	0	0	0	0	0	0
	Saguache	0	0	0	0	0	0	0
	<b>Total</b>	<b>0</b>	<b>1</b>	<b>0</b>	<b>0</b>	<b>1</b>	<b>1</b>	<b>0</b>
13	Kit Carson	0	0	0	0	0	0	0
	Logan	1	0	0	0	0	0	0
	Morgan	0	0	0	0	0	0	0
	Phillips	0	0	0	0	0	0	0
	Sedgwick	0	0	0	0	0	0	0
	Washington	0	0	0	0	0	0	0
	Yuma	0	0	0	0	0	0	0
	<b>Total</b>	<b>1</b>	<b>0</b>	<b>0</b>	<b>0</b>	<b>0</b>	<b>0</b>	<b>0</b>
14	Grand	3	10	0	0	0	0	0
	Moffat	0	0	0	1	0	0	1
	Routt	8	4	0	0	0	1	0
	<b>Total</b>	<b>11</b>	<b>14</b>	<b>0</b>	<b>1</b>	<b>0</b>	<b>1</b>	<b>1</b>
15	Baca	2	0	0	0	0	0	0
	Cheyenne	0	0	0	0	0	0	0
	Kiowa	0	0	0	0	0	0	0
	Prowers	0	0	0	0	0	0	1
	<b>Total</b>	<b>2</b>	<b>0</b>	<b>0</b>	<b>0</b>	<b>0</b>	<b>0</b>	<b>1</b>
16	Bent	0	0	0	0	0	0	0
	Crowley	0	0	0	0	0	0	0
	Otero	0	0	0	0	0	0	0
	<b>Total</b>	<b>0</b>	<b>0</b>	<b>0</b>	<b>0</b>	<b>0</b>	<b>0</b>	<b>0</b>
17	Adams	9	20	0	0	4	2	6
	Broomfield	2	2	0	0	1	0	0
	<b>Total</b>	<b>11</b>	<b>22</b>	<b>0</b>	<b>0</b>	<b>5</b>	<b>2</b>	<b>6</b>
18	Arapahoe	10	19	1	2	16	1	3
	Douglas	9	4	1	2	7	0	1
	Elbert	2	5	0	1	1	0	0
	Lincoln	1	0	0	0	0	0	0
	<b>Total</b>	<b>22</b>	<b>28</b>	<b>2</b>	<b>5</b>	<b>24</b>	<b>1</b>	<b>4</b>
19	Weld	8	23	1	1	3	1	0
20	Boulder	22	2	0	2	3	0	3
21	Mesa	1	1	0	0	1	0	2
22	Dolores	0	0	0	0	0	0	0
	Montezuma	3	0	0	1	0	0	0
	<b>Total</b>	<b>3</b>	<b>0</b>	<b>0</b>	<b>1</b>	<b>0</b>	<b>0</b>	<b>0</b>
<b>State Total</b>		<b>282</b>	<b>129</b>	<b>9</b>	<b>36</b>	<b>168</b>	<b>143</b>	<b>57</b>
<b>Percent of State Total</b>		<b>0%</b>	<b>0%</b>	<b>0%</b>	<b>0%</b>	<b>0%</b>	<b>0%</b>	<b>0%</b>

Table 16: District Court Civil Filings by Type, FY 2008

District	Court Location	Wages	Writ of Habeas Corpus	Wrongful Death – Motor Vehicle	Rule 106 - Writs / Contempt	Fraud	Out of State Subpoena	Total
12	Alamosa	0	0	1	1	0	0	145
	Conejos	0	0	0	0	0	0	48
	Costilla	0	0	0	2	0	0	84
	Mineral	0	0	0	1	0	0	10
	Rio Grande	0	0	0	0	0	0	94
	Saguache	0	0	0	0	0	1	66
	<i>Total</i>		0	0	1	4	0	1
13	Kit Carson	0	3	0	8	0	1	68
	Logan	0	16	2	25	0	1	187
	Morgan	0	2	1	1	2	0	237
	Phillips	0	0	0	0	0	0	27
	Sedgwick	0	0	0	0	0	0	12
	Washington	0	0	0	0	0	0	37
	Yuma	0	0	0	1	0	0	53
	<i>Total</i>		0	21	3	35	2	2
14	Grand	0	0	0	1	0	0	288
	Moffat	0	0	0	1	0	0	91
	Routt	0	0	0	1	0	1	252
	<i>Total</i>		0	0	3	0	1	631
15	Baca	0	0	0	0	0	0	23
	Cheyenne	0	0	0	0	0	1	19
	Kiowa	0	0	0	1	0	0	7
	Prowers	0	0	0	0	0	0	85
	<i>Total</i>		0	0	0	1	0	1
16	Bent	0	3	0	5	0	0	48
	Crowley	0	7	0	20	0	0	66
	Otero	0	0	0	0	0	1	147
	<i>Total</i>		0	10	0	25	0	1
17	Adams	1	8	2	11	9	17	7,387
	Broomfield	3	0	0	0	2	1	487
	<i>Total</i>		4	8	2	11	11	18
18	Arapahoe	5	0	1	27	37	36	9,033
	Douglas	2	2	1	11	19	8	3,111
	Elbert	0	0	0	1	2	0	334
	Lincoln	0	5	1	7	0	0	83
	<i>Total</i>		7	7	3	46	58	44
19	Weld	0	1	2	9	13	7	3,770
20	Boulder	0	1	5	10	10	20	2,744
21	Mesa	1	1	3	1	2	9	908
22	Dolores	0	0	0	1	1	0	21
	Montezuma	0	0	0	2	2	2	165
	<i>Total</i>		0	0	0	3	3	2
<i>State Total</i>		<b>30</b>	<b>157</b>	<b>37</b>	<b>305</b>	<b>260</b>	<b>267</b>	<b>64,199</b>
<i>Percent of State Total</i>		<b>0%</b>	<b>0%</b>	<b>0%</b>	<b>0%</b>	<b>0%</b>	<b>0%</b>	<b>100%</b>

Table 17: District Court Domestic Relations Filings by Type, FY 2008

District	Court Location	Administrative Support Order	Child Custody	Dissolution of Marriage	Registration of Foreign Decree	Invalidity of Marriage
1	Gilpin	0	2	23	0	0
	Jefferson	7	405	2,496	30	42
	<i>Total</i>	7	407	2,519	30	42
2	Denver	0	508	2,904	13	74
3	Huerfano	0	14	38	0	0
	Las Animas	0	28	93	4	0
	<i>Total</i>	0	42	131	4	0
4	El Paso	65	502	3,677	69	82
	Teller	5	12	90	7	1
	<i>Total</i>	70	514	3,767	76	83
5	Clear Creek	3	6	43	2	1
	Eagle	0	24	196	3	1
	Lake	15	2	42	1	0
	Summit	5	2	121	3	0
	<i>Total</i>	23	34	402	9	2
6	Archuleta	1	9	63	0	1
	La Plata	37	21	226	3	4
	San Juan	0	0	5	0	0
	<i>Total</i>	38	30	294	3	5
7	Delta	15	43	168	0	2
	Gunnison	4	5	69	4	0
	Hinsdale	0	0	3	0	0
	Montrose	0	69	245	2	3
	Ouray	1	2	17	1	0
	San Miguel	0	5	41	0	0
	<i>Total</i>	20	124	543	7	5
8	Jackson	0	0	2	0	0
	Larimer	0	290	1,337	18	20
	<i>Total</i>	0	290	1,339	18	20
9	Garfield	1	63	353	6	6
	Pitkin	0	4	86	1	2
	Rio Blanco	9	5	31	1	0
	<i>Total</i>	10	72	470	8	8
10	Pueblo	0	322	839	31	11
11	Chaffee	3	13	111	2	3
	Custer	0	4	17	1	0
	Fremont	4	66	252	1	2
	Park	3	6	57	7	2
	<i>Total</i>	10	89	437	11	7

Table 17: District Court Domestic Relations Filings by Type, FY 2008

District	Court Location	Other	Legal Separation	Incoming Registration of Support	Outgoing Registration of UIFSA	Limited Access Case	Total
1	Gilpin	0	1	0	0	0	26
	Jefferson	136	103	161	0	1	3,381
	<i>Total</i>	136	104	161	0	1	3,407
2	Denver	147	94	171	0	0	3,911
3	Huerfano	0	2	3	0	0	57
	Las Animas	0	3	5	0	0	133
	<i>Total</i>	0	5	8	0	0	190
4	El Paso	54	195	359	1	0	5,004
	Teller	4	6	7	0	0	132
	<i>Total</i>	58	201	366	1	0	5,136
5	Clear Creek	0	7	5	0	0	67
	Eagle	0	4	0	0	0	228
	Lake	2	0	1	0	0	63
	Summit	3	2	5	0	0	141
	<i>Total</i>	5	13	11	0	0	499
6	Archuleta	0	1	4	0	0	79
	La Plata	0	8	24	0	0	323
	San Juan	0	0	0	0	0	5
	<i>Total</i>	0	9	28	0	0	407
7	Delta	0	8	1	0	0	237
	Gunnison	0	0	7	0	0	89
	Hinsdale	0	0	0	0	0	3
	Montrose	0	0	19	0	0	338
	Ouray	1	0	1	0	0	23
	San Miguel	0	1	2	0	0	49
	<i>Total</i>	1	9	30	0	0	739
8	Jackson	0	0	0	0	0	2
	Larimer	1	50	17	0	0	1,733
	<i>Total</i>	1	50	17	0	0	1,735
9	Garfield	1	6	17	0	0	453
	Pitkin	1	4	0	0	0	98
	Rio Blanco	6	2	2	0	0	56
	<i>Total</i>	8	12	19	0	0	607
10	Pueblo	1	27	19	0	0	1,250
11	Chaffee	1	6	7	2	0	148
	Custer	0	0	1	0	0	23
	Fremont	1	4	20	0	0	350
	Park	2	1	4	0	0	82
	<i>Total</i>	4	11	32	2	0	603



Table 17: District Court Domestic Relations Filings by Type, FY 2008

District	Court Location	Administrative Support Order	Child Custody	Dissolution of Marriage	Registration of Foreign Decree	Invalidity of Marriage
12	Alamosa	0	30	154	3	1
	Conejos	0	7	37	1	1
	Costilla	0	8	14	0	0
	Mineral	0	0	5	0	0
	Rio Grande	2	24	70	1	2
	Saguache	0	9	28	1	0
	<i>Total</i>		2	78	308	6
13	Kit Carson	3	11	36	1	0
	Logan	0	36	118	3	8
	Morgan	6	53	127	0	1
	Phillips	0	6	17	0	0
	Sedgwick	0	2	13	0	0
	Washington	1	1	21	0	1
	Yuma	0	11	35	0	1
<i>Total</i>		10	120	367	4	11
14	Grand	2	6	70	1	2
	Moffat	18	12	89	1	0
	Routt	5	1	111	11	2
	<i>Total</i>	25	19	270	13	4
15	Baca	0	1	20	0	0
	Cheyenne	0	0	6	0	0
	Kiowa	0	2	5	0	0
	Prowers	0	27	68	0	1
	<i>Total</i>	0	30	99	0	1
16	Bent	1	7	49	0	0
	Crowley	1	9	25	0	0
	Otero	0	40	112	2	1
	<i>Total</i>	2	56	186	2	1
17	Adams	13	610	1,935	10	31
	Broomfield	4	28	263	4	1
	<i>Total</i>	17	638	2,198	14	32
18	Arapahoe	51	430	2,578	34	51
	Douglas	0	77	1,353	21	16
	Elbert	1	7	85	0	0
	Lincoln	0	5	25	0	0
	<i>Total</i>	52	519	4,041	55	67
19	Weld	0	241	1,172	15	20
20	Boulder	0	188	1,238	7	19
21	Mesa	22	131	944	108	14
22	Dolores	0	0	7	1	0
	Montezuma	0	36	184	3	3
	<i>Total</i>	0	36	191	4	3
<i>State Total</i>		<b>308</b>	<b>4,488</b>	<b>24,659</b>	<b>438</b>	<b>433</b>
<i>Percent of State Total</i>		<b>1%</b>	<b>14%</b>	<b>75%</b>	<b>1%</b>	<b>1%</b>

Table 17: District Court Domestic Relations Filings by Type, FY 2008

District	Court Location	Other	Legal Separation	Incoming Registration of Support	Outgoing Registration of UIFSA	Limited Access Case	Total
12	Alamosa	0	0	6	0	0	194
	Conejos	1	1	0	0	0	48
	Costilla	0	1	0	0	0	23
	Mineral	1	0	0	0	0	6
	Rio Grande	2	1	0	1	0	103
	Saguache	0	0	0	0	0	38
	<b>Total</b>	<b>4</b>	<b>3</b>	<b>6</b>	<b>1</b>	<b>0</b>	<b>412</b>
13	Kit Carson	0	0	1	0	0	52
	Logan	0	1	12	0	0	178
	Morgan	0	5	5	0	0	197
	Phillips	0	0	0	0	0	23
	Sedgwick	0	1	1	0	0	17
	Washington	5	1	1	0	0	31
	Yuma	0	0	0	0	0	47
	<b>Total</b>	<b>5</b>	<b>8</b>	<b>20</b>	<b>0</b>	<b>0</b>	<b>545</b>
14	Grand	2	3	7	0	0	93
	Moffat	2	2	6	0	0	130
	Routt	6	10	8	0	0	154
	<b>Total</b>	<b>10</b>	<b>15</b>	<b>21</b>	<b>0</b>	<b>0</b>	<b>377</b>
15	Baca	0	1	0	0	0	22
	Cheyenne	0	0	0	0	0	6
	Kiowa	0	0	3	0	0	10
	Prowers	0	0	2	0	0	98
	<b>Total</b>	<b>0</b>	<b>1</b>	<b>5</b>	<b>0</b>	<b>0</b>	<b>136</b>
16	Bent	0	2	2	0	0	61
	Crowley	0	1	0	0	0	36
	Otero	0	5	2	0	0	162
	<b>Total</b>	<b>0</b>	<b>8</b>	<b>4</b>	<b>0</b>	<b>0</b>	<b>259</b>
17	Adams	14	43	40	0	0	2,696
	Broomfield	14	9	9	0	0	332
	<b>Total</b>	<b>28</b>	<b>52</b>	<b>49</b>	<b>0</b>	<b>0</b>	<b>3,028</b>
18	Arapahoe	6	79	185	0	0	3,414
	Douglas	1	79	42	0	0	1,589
	Elbert	0	3	2	0	0	98
	Lincoln	1	2	0	0	0	33
	<b>Total</b>	<b>8</b>	<b>163</b>	<b>229</b>	<b>0</b>	<b>0</b>	<b>5,134</b>
19	Weld	4	31	75	0	0	1,558
20	Boulder	1	64	48	0	0	1,565
21	Mesa	38	16	5	0	0	1,278
22	Dolores	0	0	1	0	0	9
	Montezuma	1	3	10	0	0	240
	<b>Total</b>	<b>1</b>	<b>3</b>	<b>11</b>	<b>0</b>	<b>0</b>	<b>249</b>
<b>State Total</b>		<b>460</b>	<b>899</b>	<b>1,335</b>	<b>4</b>	<b>1</b>	<b>33,025</b>
<b>Percent of State Total</b>		<b>1%</b>	<b>3%</b>	<b>4%</b>	<b>0%</b>	<b>0%</b>	<b>100%</b>

Table 18: District Court Criminal Filings by Type, FY 2008

District	Court Location	Cruelty to		Bribery-		Burglary	Bail Violation	Child Abuse
		Animals	Arson	Assault	Tampering			
1	Gilpin	0	0	7	0	0	0	0
	Jefferson	7	12	272	1	217	17	15
	<b>Total</b>	7	12	279	1	217	17	15
2	Denver	1	8	351	4	341	1	20
3	Huerfano	0	0	11	1	13	0	1
	Las Animas	0	1	39	0	26	9	1
	<b>Total</b>	0	1	50	1	39	9	2
4	El Paso	5	14	363	7	406	12	11
	Teller	0	2	13	0	11	1	4
	<b>Total</b>	5	16	376	7	417	13	15
5	Clear Creek	1	1	15	0	2	1	1
	Eagle	1	0	46	2	22	0	1
	Lake	0	0	14	1	7	9	2
	Summit	0	1	44	0	17	7	0
	<b>Total</b>	2	2	119	3	48	17	4
6	Archuleta	2	0	11	0	9	10	1
	La Plata	0	2	47	0	39	67	0
	San Juan	0	0	1	0	1	0	0
	<b>Total</b>	2	2	59	0	49	77	1
7	Delta	0	0	25	0	8	7	1
	Gunnison	0	0	13	0	8	2	0
	Hinsdale	0	0	0	0	0	0	0
	Montrose	0	0	22	0	21	6	0
	Ouray	0	0	2	0	0	0	0
	San Miguel	0	0	2	0	2	4	1
	<b>Total</b>	0	0	64	0	39	19	2
	8	Jackson	0	0	0	0	0	0
Larimer	0	4	110	5	135	20	5	
<b>Total</b>	0	4	110	5	135	20	5	
9	Garfield	1	6	59	1	40	4	1
	Pitkin	0	1	8	1	5	3	0
	Rio Blanco	0	0	11	1	0	5	0
	<b>Total</b>	1	7	78	3	45	12	1
10	Pueblo	1	5	212	5	213	10	6
11	Chaffee	0	1	9	0	8	1	0
	Custer	0	0	4	0	0	1	0
	Fremont	0	1	34	0	27	0	4
	Park	0	2	9	0	11	3	0
	<b>Total</b>	0	4	56	0	46	5	4

Table 18: District Court Criminal Filings by Type, FY 2008

District	Court Location	Criminal Mischief	Drugs	Escape	Fraud	Forgery	Fugitive from Justice	Habitual Criminal
1	Gilpin	4	23	1	0	5	3	0
	Jefferson	76	807	109	27	161	95	0
	<b>Total</b>	<b>80</b>	<b>830</b>	<b>110</b>	<b>27</b>	<b>166</b>	<b>98</b>	<b>0</b>
2	Denver	94	1,648	399	11	85	54	0
3	Huerfano	5	33	0	2	2	4	0
	Las Animas	20	58	1	2	7	3	0
	<b>Total</b>	<b>25</b>	<b>91</b>	<b>1</b>	<b>4</b>	<b>9</b>	<b>7</b>	<b>0</b>
4	El Paso	128	1,133	205	352	151	210	1
	Teller	6	37	1	3	2	11	2
	<b>Total</b>	<b>134</b>	<b>1,170</b>	<b>206</b>	<b>355</b>	<b>153</b>	<b>221</b>	<b>3</b>
5	Clear Creek	1	16	2	1	8	9	1
	Eagle	15	111	1	10	31	19	1
	Lake	1	16	1	0	1	2	0
	Summit	8	73	0	7	20	13	1
	<b>Total</b>	<b>25</b>	<b>216</b>	<b>4</b>	<b>18</b>	<b>60</b>	<b>43</b>	<b>3</b>
6	Archuleta	0	24	0	7	3	6	1
	La Plata	18	89	4	12	8	57	1
	San Juan	0	0	0	0	0	0	0
	<b>Total</b>	<b>18</b>	<b>113</b>	<b>4</b>	<b>19</b>	<b>11</b>	<b>63</b>	<b>2</b>
7	Delta	5	38	3	9	5	10	3
	Gunnison	3	21	0	7	2	3	0
	Hinsdale	0	0	0	1	0	0	0
	Montrose	5	61	3	5	8	12	0
	Ouray	2	2	0	0	0	1	0
	San Miguel	3	34	0	2	4	2	0
	<b>Total</b>	<b>18</b>	<b>156</b>	<b>6</b>	<b>24</b>	<b>19</b>	<b>28</b>	<b>3</b>
8	Jackson	0	0	0	0	0	0	0
	Larimer	47	451	41	27	56	61	1
	<b>Total</b>	<b>47</b>	<b>451</b>	<b>41</b>	<b>27</b>	<b>56</b>	<b>61</b>	<b>1</b>
9	Garfield	16	180	4	10	31	39	0
	Pitkin	4	18	1	1	2	8	0
	Rio Blanco	3	16	0	0	1	13	0
	<b>Total</b>	<b>23</b>	<b>214</b>	<b>5</b>	<b>11</b>	<b>34</b>	<b>60</b>	<b>0</b>
10	Pueblo	82	388	90	23	28	36	0
11	Chaffee	9	17	0	5	0	13	0
	Custer	1	3	0	0	0	13	0
	Fremont	12	93	5	21	13	31	0
	Park	3	20	0	2	0	2	0
	<b>Total</b>	<b>25</b>	<b>133</b>	<b>5</b>	<b>28</b>	<b>13</b>	<b>59</b>	<b>0</b>

Table 18: District Court Criminal Filings by Type, FY 2008

District	Court Location	Habitual					
		Homicide	Traffic	Incest	Impersonation	Kidnapping	Menacing
1	Gilpin	0	4	0	5	0	6
	Jefferson	39	82	1	81	23	154
	<i>Total</i>	39	86	1	86	23	160
2	Denver	69	106	2	28	39	129
3	Huerfano	2	4	0	0	3	9
	Las Animas	4	6	0	8	0	20
	<i>Total</i>	6	10	0	8	3	29
4	El Paso	103	119	5	182	70	229
	Teller	0	3	0	5	0	10
	<i>Total</i>	103	122	5	187	70	239
5	Clear Creek	1	3	0	2	0	5
	Eagle	0	8	0	32	6	25
	Lake	0	5	0	6	2	2
	Summit	1	6	0	11	0	8
	<i>Total</i>	2	22	0	51	8	40
6	Archuleta	0	1	0	2	0	9
	La Plata	5	12	0	30	0	25
	San Juan	0	0	0	1	0	1
	<i>Total</i>	5	13	0	33	0	35
7	Delta	1	15	0	1	4	15
	Gunnison	0	1	0	2	0	11
	Hinsdale	0	0	0	0	0	0
	Montrose	2	18	0	5	1	15
	Ouray	0	2	0	1	0	2
	San Miguel	1	1	0	2	0	2
	<i>Total</i>	4	37	0	11	5	45
8	Jackson	0	0	0	0	0	1
	Larimer	19	62	2	63	8	75
	<i>Total</i>	19	62	2	63	8	76
9	Garfield	1	22	0	56	4	41
	Pitkin	0	2	0	0	0	3
	Rio Blanco	1	3	0	6	1	4
	<i>Total</i>	2	27	0	62	5	48
10	Pueblo	47	54	0	70	15	116
11	Chaffee	0	2	0	0	1	5
	Custer	0	0	0	0	0	5
	Fremont	1	9	0	9	1	19
	Park	0	0	0	3	0	4
	<i>Total</i>	1	11	0	12	2	33

Table 18: District Court Criminal Filings by Type, FY 2008

District	Court Location	Criminal Non-Support	Obstruction of Public Justice	Other	Public Indecency	Perjury	Pornography
1	Gilpin	0	0	7	0	0	0
	Jefferson	0	0	334	0	0	0
	<i>Total</i>	<i>0</i>	<i>0</i>	<i>341</i>	<i>0</i>	<i>0</i>	<i>0</i>
2	Denver	0	28	124	2	1	1
3	Huerfano	0	1	3	0	0	0
	Las Animas	0	0	32	0	0	0
	<i>Total</i>	<i>0</i>	<i>1</i>	<i>35</i>	<i>0</i>	<i>0</i>	<i>0</i>
4	El Paso	0	31	230	0	0	1
	Teller	0	0	15	0	0	0
	<i>Total</i>	<i>0</i>	<i>31</i>	<i>245</i>	<i>0</i>	<i>0</i>	<i>1</i>
5	Clear Creek	0	0	18	0	0	0
	Eagle	0	2	29	0	0	0
	Lake	0	0	9	0	0	0
	Summit	0	0	16	0	0	0
	<i>Total</i>	<i>0</i>	<i>2</i>	<i>72</i>	<i>0</i>	<i>0</i>	<i>0</i>
6	Archuleta	0	0	8	0	0	0
	La Plata	0	0	67	0	0	0
	San Juan	0	0	0	0	0	0
	<i>Total</i>	<i>0</i>	<i>0</i>	<i>75</i>	<i>0</i>	<i>0</i>	<i>0</i>
7	Delta	0	0	19	0	0	0
	Gunnison	0	2	6	0	0	1
	Hinsdale	0	0	0	0	0	0
	Montrose	0	0	30	0	0	0
	Ouray	0	0	6	0	0	0
	San Miguel	0	1	17	0	1	0
	<i>Total</i>	<i>0</i>	<i>3</i>	<i>78</i>	<i>0</i>	<i>1</i>	<i>1</i>
8	Jackson	0	0	0	0	0	0
	Larimer	0	1	90	0	0	0
	<i>Total</i>	<i>0</i>	<i>1</i>	<i>90</i>	<i>0</i>	<i>0</i>	<i>0</i>
9	Garfield	0	0	44	0	0	0
	Pitkin	0	0	4	0	0	0
	Rio Blanco	0	0	10	0	0	0
	<i>Total</i>	<i>0</i>	<i>0</i>	<i>58</i>	<i>0</i>	<i>0</i>	<i>0</i>
10	Pueblo	0	25	132	0	0	0
11	Chaffee	0	0	20	0	0	0
	Custer	0	0	3	0	0	0
	Fremont	0	0	58	0	1	0
	Park	0	0	10	0	0	0
	<i>Total</i>	<i>0</i>	<i>0</i>	<i>91</i>	<i>0</i>	<i>1</i>	<i>0</i>

Table 18: District Court Criminal Filings by Type, FY 2008

District	Court Location	Public Peace and Order	Prostitution	Robbery	Sex Offenses	Suppresse d	Theft	Tampering	Trespass
1	Gilpin	0	0	0	3	0	14	0	6
	Jefferson	0	0	65	238	0	601	1	104
	<i>Total</i>	<i>0</i>	<i>0</i>	<i>65</i>	<i>241</i>	<i>0</i>	<i>615</i>	<i>1</i>	<i>110</i>
2	Denver	19	2	189	177	1	592	0	118
3	Huerfano	3	0	0	4	0	8	0	9
	Las Animas	0	0	2	6	0	29	0	11
	<i>Total</i>	<i>3</i>	<i>0</i>	<i>2</i>	<i>10</i>	<i>0</i>	<i>37</i>	<i>0</i>	<i>20</i>
4	El Paso	43	1	161	262	1	816	3	134
	Teller	1	0	0	6	0	19	0	5
	<i>Total</i>	<i>44</i>	<i>1</i>	<i>161</i>	<i>268</i>	<i>1</i>	<i>835</i>	<i>3</i>	<i>139</i>
5	Clear Creek	1	0	0	2	0	11	1	1
	Eagle	8	0	2	17	0	68	1	10
	Lake	0	0	0	7	0	6	1	0
	Summit	2	0	0	9	0	61	0	26
	<i>Total</i>	<i>11</i>	<i>0</i>	<i>2</i>	<i>35</i>	<i>0</i>	<i>146</i>	<i>3</i>	<i>37</i>
6	Archuleta	0	0	1	9	0	11	0	5
	La Plata	0	0	4	33	0	79	3	19
	San Juan	0	0	0	0	0	1	0	0
	<i>Total</i>	<i>0</i>	<i>0</i>	<i>5</i>	<i>42</i>	<i>0</i>	<i>91</i>	<i>3</i>	<i>24</i>
7	Delta	2	0	0	12	0	17	0	13
	Gunnison	4	0	3	2	0	15	0	9
	Hinsdale	0	0	0	0	0	0	0	0
	Montrose	0	0	5	12	0	50	1	18
	Ouray	0	0	0	0	0	4	0	2
	San Miguel	0	0	0	3	0	6	0	4
	<i>Total</i>	<i>6</i>	<i>0</i>	<i>8</i>	<i>29</i>	<i>0</i>	<i>92</i>	<i>1</i>	<i>46</i>
	8	Jackson	0	0	0	1	0	4	0
Larimer		30	1	18	76	0	400	1	103
<i>Total</i>		<i>30</i>	<i>1</i>	<i>18</i>	<i>77</i>	<i>0</i>	<i>404</i>	<i>1</i>	<i>103</i>
9	Garfield	7	0	11	41	0	80	1	18
	Pitkin	0	0	0	3	0	12	0	2
	Rio Blanco	0	0	0	3	0	7	1	2
	<i>Total</i>	<i>7</i>	<i>0</i>	<i>11</i>	<i>47</i>	<i>0</i>	<i>99</i>	<i>2</i>	<i>22</i>
10	Pueblo	19	0	50	64	0	317	6	70
11	Chaffee	1	0	0	0	0	16	0	1
	Custer	0	0	0	4	0	2	0	0
	Fremont	0	0	2	45	0	42	3	16
	Park	1	0	0	11	0	16	3	1
	<i>Total</i>	<i>2</i>	<i>0</i>	<i>2</i>	<i>60</i>	<i>0</i>	<i>76</i>	<i>6</i>	<i>18</i>

Table 18: District Court Criminal Filings by Type, FY 2008

District	Court Location	Carrying			Sealed Case	Total
		Vehicular Assault	Vehicular Homicide	Concealed Weapon		
1	Gilpin	0	0	0	0	88
	Jefferson	20	4	17	0	3,580
	<b>Total</b>	20	4	17	0	3,668
2	Denver	18	4	97	0	4,763
3	Huerfano	0	0	1	0	119
	Las Animas	1	0	3	0	289
	<b>Total</b>	1	0	4	0	408
4	El Paso	21	5	102	0	5,517
	Teller	0	0	4	0	161
	<b>Total</b>	21	5	106	0	5,678
5	Clear Creek	5	0	0	0	109
	Eagle	2	2	4	0	476
	Lake	1	0	1	0	94
	Summit	2	0	8	0	341
	<b>Total</b>	10	2	13	0	1,020
6	Archuleta	0	1	2	0	123
	La Plata	4	3	6	1	635
	San Juan	0	0	0	0	5
	<b>Total</b>	4	4	8	1	763
7	Delta	2	0	2	0	217
	Gunnison	0	0	2	0	117
	Hinsdale	0	0	0	0	1
	Montrose	2	1	7	0	310
	Ouray	0	0	1	0	25
	San Miguel	0	0	1	0	93
	<b>Total</b>	4	1	13	0	763
8	Jackson	0	0	0	0	6
	Larimer	5	2	20	0	1,939
	<b>Total</b>	5	2	20	0	1,945
9	Garfield	3	4	1	0	726
	Pitkin	1	0	0	0	79
	Rio Blanco	3	0	0	0	91
	<b>Total</b>	7	4	1	0	896
10	Pueblo	13	1	11	0	2,109
11	Chaffee	3	0	4	0	116
	Custer	1	0	3	0	40
	Fremont	2	1	0	0	450
	Park	0	0	0	0	101
	<b>Total</b>	6	1	7	0	707



Table 18: District Court Criminal Filings by Type, FY 2008

District	Court Location	Cruelty to		Bribery-		Bail	Child	
		Animals	Arson	Assault	Tampering			Burglary
12	Alamosa	0	0	44	0	40	0	3
	Conejos	0	0	11	0	2	0	0
	Costilla	0	0	5	0	4	0	0
	Mineral	0	0	0	0	0	0	0
	Rio Grande	0	2	13	2	16	0	0
	Saguache	0	0	15	0	4	0	0
	<i>Total</i>	<i>0</i>	<i>2</i>	<i>88</i>	<i>2</i>	<i>66</i>	<i>0</i>	<i>3</i>
13	Kit Carson	1	0	4	5	16	3	1
	Logan	0	1	22	1	9	15	1
	Morgan	0	0	17	0	32	9	2
	Phillips	0	0	1	0	0	0	0
	Sedgwick	0	0	0	1	1	0	0
	Washington	0	0	0	0	2	0	0
	Yuma	1	0	7	1	5	6	1
	<i>Total</i>	<i>2</i>	<i>1</i>	<i>51</i>	<i>8</i>	<i>65</i>	<i>33</i>	<i>5</i>
14	Grand	0	0	21	0	13	2	1
	Moffat	0	2	21	0	18	11	1
	Routt	0	0	22	0	20	12	0
	<i>Total</i>	<i>0</i>	<i>2</i>	<i>64</i>	<i>0</i>	<i>51</i>	<i>25</i>	<i>2</i>
15	Baca	0	0	5	0	1	0	0
	Cheyenne	1	0	1	0	1	0	0
	Kiowa	0	0	0	0	1	0	0
	Prowers	0	0	14	0	26	0	0
	<i>Total</i>	<i>1</i>	<i>0</i>	<i>20</i>	<i>0</i>	<i>29</i>	<i>0</i>	<i>0</i>
16	Bent	0	0	5	0	6	0	0
	Crowley	0	0	1	0	7	0	0
	Otero	1	2	28	0	27	0	3
	<i>Total</i>	<i>1</i>	<i>2</i>	<i>34</i>	<i>0</i>	<i>40</i>	<i>0</i>	<i>3</i>
17	Adams	1	10	230	1	252	5	24
	Broomfield	0	1	15	2	37	1	0
	<i>Total</i>	<i>1</i>	<i>11</i>	<i>245</i>	<i>3</i>	<i>289</i>	<i>6</i>	<i>24</i>
18	Arapahoe	0	13	178	0	214	22	20
	Douglas	2	3	47	2	54	15	1
	Elbert	0	0	5	1	7	0	3
	Lincoln	0	0	4	0	1	2	1
	<i>Total</i>	<i>2</i>	<i>16</i>	<i>234</i>	<i>3</i>	<i>276</i>	<i>39</i>	<i>25</i>
19	Weld	0	9	129	0	142	1	9
20	Boulder	1	7	211	1	150	25	7
21	Mesa	0	7	145	0	126	31	4
22	Dolores	0	0	1	0	0	0	0
	Montezuma	0	0	32	0	15	2	0
	<i>Total</i>	<i>0</i>	<i>0</i>	<i>33</i>	<i>0</i>	<i>15</i>	<i>2</i>	<i>0</i>
<i>State Total</i>		<i>27</i>	<i>118</i>	<i>3,008</i>	<i>46</i>	<i>2,838</i>	<i>362</i>	<i>157</i>
<i>Percent of State Total</i>		<i>0%</i>	<i>0%</i>	<i>7%</i>	<i>0%</i>	<i>7%</i>	<i>1%</i>	<i>0%</i>

Table 18: District Court Criminal Filings by Type, FY 2008

District	Court Location	Criminal					Fugitive from	Habitual
		Mischief	Drugs	Escape	Fraud	Forgery	Justice	Criminal
12	Alamosa	10	51	37	30	9	11	0
	Conejos	2	7	0	7	2	1	1
	Costilla	0	8	0	0	0	4	0
	Mineral	0	0	0	1	0	0	0
	Rio Grande	3	52	1	12	5	3	1
	Saguache	2	15	0	2	2	0	0
	<b>Total</b>	<b>17</b>	<b>133</b>	<b>38</b>	<b>52</b>	<b>18</b>	<b>19</b>	<b>2</b>
13	Kit Carson	2	7	0	1	8	14	0
	Logan	2	64	20	1	2	15	0
	Morgan	4	68	5	4	21	10	0
	Phillips	1	0	0	0	0	0	0
	Sedgwick	1	3	0	0	2	2	0
	Washington	0	7	0	0	2	0	0
	Yuma	2	8	0	3	4	5	0
	<b>Total</b>	<b>12</b>	<b>157</b>	<b>25</b>	<b>9</b>	<b>39</b>	<b>46</b>	<b>0</b>
14	Grand	10	41	1	5	3	6	0
	Moffat	6	75	5	3	7	8	0
	Routt	5	24	1	5	7	6	0
	<b>Total</b>	<b>21</b>	<b>140</b>	<b>7</b>	<b>13</b>	<b>17</b>	<b>20</b>	<b>0</b>
15	Baca	1	2	0	0	1	5	0
	Cheyenne	0	0	0	0	0	3	0
	Kiowa	1	0	0	0	1	0	0
	Prowers	5	47	0	2	7	14	0
	<b>Total</b>	<b>7</b>	<b>49</b>	<b>0</b>	<b>2</b>	<b>9</b>	<b>22</b>	<b>0</b>
16	Bent	0	0	0	0	1	1	0
	Crowley	0	19	1	0	1	0	0
	Otero	6	50	1	8	6	5	0
	<b>Total</b>	<b>6</b>	<b>69</b>	<b>2</b>	<b>8</b>	<b>8</b>	<b>6</b>	<b>0</b>
17	Adams	60	1,093	163	119	120	95	0
	Broomfield	8	84	0	4	17	6	1
	<b>Total</b>	<b>68</b>	<b>1,177</b>	<b>163</b>	<b>123</b>	<b>137</b>	<b>101</b>	<b>1</b>
18	Arapahoe	38	775	144	14	109	147	0
	Douglas	19	136	5	8	41	36	1
	Elbert	4	8	0	5	1	1	0
	Lincoln	0	13	0	1	1	9	0
	<b>Total</b>	<b>61</b>	<b>932</b>	<b>149</b>	<b>28</b>	<b>152</b>	<b>193</b>	<b>1</b>
19	Weld	46	456	64	6	54	56	0
20	Boulder	51	409	51	19	65	66	1
21	Mesa	63	624	35	11	32	75	1
22	Dolores	0	2	0	0	0	1	0
	Montezuma	10	61	0	3	4	28	0
	<b>Total</b>	<b>10</b>	<b>63</b>	<b>0</b>	<b>3</b>	<b>4</b>	<b>29</b>	<b>0</b>
<b>State Total</b>		<b>933</b>	<b>9,619</b>	<b>1,405</b>	<b>821</b>	<b>1,169</b>	<b>1,363</b>	<b>18</b>
<b>Percent of State Total</b>		<b>2%</b>	<b>24%</b>	<b>3%</b>	<b>2%</b>	<b>3%</b>	<b>3%</b>	<b>0%</b>

Table 18: District Court Criminal Filings by Type, FY 2008

District	Court Location	Habitual					Menacing
		Homicide	Traffic	Incest	Impersonation	Kidnapping	
12	Alamosa	0	14	0	14	1	20
	Conejos	0	9	0	1	0	5
	Costilla	0	3	0	1	0	3
	Mineral	0	0	0	0	0	0
	Rio Grande	1	10	0	9	4	9
	Saguache	1	5	0	0	0	2
	<i>Total</i>	2	41	0	25	5	39
13	Kit Carson	2	2	1	1	1	1
	Logan	3	3	0	8	0	13
	Morgan	0	14	0	39	3	14
	Phillips	1	0	0	2	0	1
	Sedgwick	0	0	0	0	0	0
	Washington	0	0	0	3	0	1
	Yuma	0	2	0	1	1	5
	<i>Total</i>	6	21	1	54	5	35
14	Grand	1	1	0	2	0	11
	Moffat	3	6	1	3	6	8
	Routt	2	8	1	5	0	9
	<i>Total</i>	6	15	2	10	6	28
15	Baca	0	0	0	1	0	2
	Cheyenne	1	0	0	2	0	0
	Kiowa	0	0	0	0	0	2
	Prowers	0	13	1	3	2	6
	<i>Total</i>	1	13	1	6	2	10
16	Bent	0	0	1	0	0	2
	Crowley	0	0	0	0	0	4
	Otero	0	1	0	5	2	19
	<i>Total</i>	0	1	1	5	2	25
17	Adams	44	125	2	93	32	140
	Broomfield	0	12	0	11	4	15
	<i>Total</i>	44	137	2	104	36	155
18	Arapahoe	41	67	0	37	43	119
	Douglas	6	22	1	20	5	41
	Elbert	0	2	0	1	0	3
	Lincoln	1	1	0	3	0	0
	<i>Total</i>	48	92	1	61	48	163
19	Weld	15	104	1	166	11	51
20	Boulder	9	36	0	130	9	100
21	Mesa	9	51	1	117	16	82
22	Dolores	0	0	0	0	0	0
	Montezuma	4	18	0	8	3	12
	<i>Total</i>	4	18	0	8	3	12
<i>State Total</i>		<b>441</b>	<b>1,079</b>	<b>20</b>	<b>1,297</b>	<b>321</b>	<b>1,650</b>
<i>Percent of State Total</i>		<b>1%</b>	<b>3%</b>	<b>0%</b>	<b>3%</b>	<b>1%</b>	<b>4%</b>

Table 18: District Court Criminal Filings by Type, FY 2008

District	Court Location	Criminal Non-Support	Obstruction of Public Justice	Other	Public Indecency	Perjury	Pornography
12	Alamosa	0	0	19	0	0	0
	Conejos	0	0	8	0	0	0
	Costilla	0	0	2	0	0	0
	Mineral	0	0	0	0	0	0
	Rio Grande	0	0	18	0	0	0
	Saguache	0	0	7	0	0	0
	<i>Total</i>		<i>0</i>	<i>0</i>	<i>54</i>	<i>0</i>	<i>0</i>
13	Kit Carson	0	0	26	0	0	0
	Logan	0	1	12	0	0	0
	Morgan	0	0	40	0	0	0
	Phillips	0	0	2	0	0	0
	Sedgwick	0	0	2	0	0	0
	Washington	0	0	8	0	0	0
	Yuma	0	0	7	0	0	0
	<i>Total</i>		<i>0</i>	<i>1</i>	<i>97</i>	<i>0</i>	<i>0</i>
14	Grand	0	3	6	0	0	0
	Moffat	0	5	16	0	0	0
	Routt	0	0	11	0	0	0
	<i>Total</i>	<i>0</i>	<i>8</i>	<i>33</i>	<i>0</i>	<i>0</i>	<i>0</i>
15	Baca	0	1	0	0	0	0
	Cheyenne	0	0	1	0	0	0
	Kiowa	0	0	0	0	0	0
	Prowers	0	0	7	0	0	0
	<i>Total</i>	<i>0</i>	<i>1</i>	<i>8</i>	<i>0</i>	<i>0</i>	<i>0</i>
16	Bent	0	0	5	0	0	0
	Crowley	0	0	9	0	0	0
	Otero	0	0	9	0	1	0
	<i>Total</i>	<i>0</i>	<i>0</i>	<i>23</i>	<i>0</i>	<i>1</i>	<i>0</i>
17	Adams	0	7	185	0	0	0
	Broomfield	0	2	32	0	0	0
	<i>Total</i>	<i>0</i>	<i>9</i>	<i>217</i>	<i>0</i>	<i>0</i>	<i>0</i>
18	Arapahoe	3	0	236	0	1	0
	Douglas	0	0	86	0	0	0
	Elbert	0	0	5	0	0	0
	Lincoln	0	0	4	0	0	0
	<i>Total</i>	<i>3</i>	<i>0</i>	<i>331</i>	<i>0</i>	<i>1</i>	<i>0</i>
19	Weld	0	1	323	0	0	0
20	Boulder	0	0	13	0	1	0
21	Mesa	0	0	149	0	0	0
22	Dolores	0	0	1	0	0	0
	Montezuma	0	2	2	0	0	0
	<i>Total</i>	<i>0</i>	<i>2</i>	<i>3</i>	<i>0</i>	<i>0</i>	<i>0</i>
<i>State Total</i>		<b>3</b>	<b>113</b>	<b>2,592</b>	<b>2</b>	<b>6</b>	<b>3</b>
<i>Percent of State Total</i>		<b>0%</b>	<b>0%</b>	<b>6%</b>	<b>0%</b>	<b>0%</b>	<b>0%</b>

Table 18: District Court Criminal Filings by Type, FY 2008

District	Court Location	Public Peace and Order	Prostitution	Robbery	Sex Offenses	Suppresse d	Theft	Tampering	Trespass
12	Alamosa	0	0	5	11	0	42	0	9
	Conejos	0	0	0	1	0	11	0	1
	Costilla	0	0	0	0	0	3	0	1
	Mineral	0	0	0	0	0	2	0	0
	Rio Grande	11	0	0	4	0	18	3	7
	Saguache	0	0	1	1	0	7	0	2
	<b>Total</b>	<b>11</b>	<b>0</b>	<b>6</b>	<b>17</b>	<b>0</b>	<b>83</b>	<b>3</b>	<b>20</b>
13	Kit Carson	1	0	0	7	0	22	2	5
	Logan	0	0	2	16	0	23	1	7
	Morgan	0	0	1	17	0	29	0	13
	Phillips	0	0	0	0	0	4	0	1
	Sedgwick	0	0	0	1	0	2	0	0
	Washington	0	0	0	3	0	3	1	2
	Yuma	0	0	0	1	0	22	0	2
		<b>Total</b>	<b>1</b>	<b>0</b>	<b>3</b>	<b>45</b>	<b>0</b>	<b>105</b>	<b>4</b>
14	Grand	6	0	0	5	0	39	0	5
	Moffat	8	0	6	11	0	32	0	11
	Routt	0	0	0	5	0	29	1	5
		<b>Total</b>	<b>14</b>	<b>0</b>	<b>6</b>	<b>21</b>	<b>0</b>	<b>100</b>	<b>1</b>
15	Baca	1	0	0	3	0	2	0	0
	Cheyenne	0	0	0	0	0	1	0	2
	Kiowa	0	0	0	0	0	0	0	0
	Prowers	2	0	0	4	0	17	0	4
		<b>Total</b>	<b>3</b>	<b>0</b>	<b>0</b>	<b>7</b>	<b>0</b>	<b>20</b>	<b>0</b>
16	Bent	0	0	0	6	0	3	0	0
	Crowley	0	0	1	4	0	1	0	0
	Otero	0	0	2	7	0	19	0	9
		<b>Total</b>	<b>0</b>	<b>0</b>	<b>3</b>	<b>17</b>	<b>0</b>	<b>23</b>	<b>0</b>
17	Adams	18	2	88	178	0	498	3	140
	Broomfield	1	0	0	19	0	86	3	10
		<b>Total</b>	<b>19</b>	<b>2</b>	<b>88</b>	<b>197</b>	<b>0</b>	<b>584</b>	<b>6</b>
18	Arapahoe	0	0	95	131	0	549	5	67
	Douglas	0	0	7	47	0	277	1	29
	Elbert	0	0	0	0	0	4	0	4
	Lincoln	0	0	0	5	0	10	0	2
		<b>Total</b>	<b>0</b>	<b>0</b>	<b>102</b>	<b>183</b>	<b>0</b>	<b>840</b>	<b>6</b>
19	Weld	0	1	35	88	0	414	1	106
20	Boulder	87	0	34	88	0	375	2	106
21	Mesa	0	1	10	64	0	204	16	54
22	Dolores	0	0	0	0	0	1	0	0
	Montezuma	4	0	2	12	0	23	0	7
		<b>Total</b>	<b>4</b>	<b>0</b>	<b>2</b>	<b>12</b>	<b>0</b>	<b>24</b>	<b>0</b>
	<b>State Total</b>	<b>280</b>	<b>8</b>	<b>802</b>	<b>1,789</b>	<b>2</b>	<b>6,076</b>	<b>65</b>	<b>1,318</b>
	<b>Percent of State Total</b>	<b>1%</b>	<b>0%</b>	<b>2%</b>	<b>4%</b>	<b>0%</b>	<b>15%</b>	<b>0%</b>	<b>3%</b>

Table 18: District Court Criminal Filings by Type, FY 2008

District	Court Location	Carrying			Sealed Case	Total
		Vehicular Assault	Vehicular Homicide	Concealed Weapon		
12	Alamosa	0	0	3	0	373
	Conejos	2	0	0	0	71
	Costilla	0	0	0	0	34
	Mineral	0	0	0	0	3
	Rio Grande	0	0	3	0	207
	Saguache	0	0	1	0	67
	<i>Total</i>	2	0	7	0	755
13	Kit Carson	1	0	1	0	135
	Logan	1	0	4	0	247
	Morgan	2	0	4	0	348
	Phillips	1	0	0	0	14
	Sedgwick	0	0	0	0	15
	Washington	0	0	0	0	32
	Yuma	0	0	3	0	87
	<i>Total</i>	5	0	12	0	878
14	Grand	1	0	2	0	185
	Moffat	0	0	5	0	278
	Routt	1	0	5	0	184
	<i>Total</i>	2	0	12	0	647
15	Baca	0	0	0	0	25
	Cheyenne	0	0	0	0	13
	Kiowa	0	0	0	0	5
	Prowers	0	0	2	0	176
	<i>Total</i>	0	0	2	0	219
16	Bent	0	1	0	0	31
	Crowley	0	0	1	0	49
	Otero	1	0	3	0	215
	<i>Total</i>	1	1	4	0	295
17	Adams	13	2	44	0	3,787
	Broomfield	0	0	1	0	372
	<i>Total</i>	13	2	45	0	4,159
18	Arapahoe	19	3	48	0	3,138
	Douglas	12	1	6	0	931
	Elbert	2	0	0	0	56
	Lincoln	0	0	4	0	62
	<i>Total</i>	33	4	58	0	4,187
19	Weld	14	2	5	0	2,310
20	Boulder	6	0	15	0	2,075
21	Mesa	11	3	38	0	1,980
22	Dolores	1	0	0	0	7
	Montezuma	0	1	9	0	262
	<i>Total</i>	1	1	9	0	269
	<i>State Total</i>	197	41	504	1	40,494
	<i>Percent of State Total</i>	0%	0%	1%	0%	100%

Table 19: District Court Juvenile Filings by Type, FY 2008

District	Court Location	Abandonment	Abuse or Mistreatment	Administrative Paternity Order	Administrative Support Order	Consent for Marriage	Child in Need of Supervision
1	Gilpin	0	0	0	0	0	0
	Jefferson	0	0	168	679	0	0
	<i>Total</i>	<i>0</i>	<i>0</i>	<i>168</i>	<i>679</i>	<i>0</i>	<i>0</i>
2	Denver Juvenile	0	0	453	879	1	0
3	Huerfano	0	0	8	28	0	0
	Las Animas	0	0	3	41	0	0
	<i>Total</i>	<i>0</i>	<i>0</i>	<i>11</i>	<i>69</i>	<i>0</i>	<i>0</i>
4	El Paso	0	0	71	117	2	0
	Teller	0	0	2	4	0	0
	<i>Total</i>	<i>0</i>	<i>0</i>	<i>73</i>	<i>121</i>	<i>2</i>	<i>0</i>
5	Clear Creek	0	0	4	6	0	0
	Eagle	0	0	4	22	0	0
	Lake	0	0	0	0	0	0
	Summit	0	0	2	5	0	0
	<i>Total</i>	<i>0</i>	<i>0</i>	<i>10</i>	<i>33</i>	<i>0</i>	<i>0</i>
6	Archuleta	0	0	1	13	0	0
	La Plata	0	0	18	1	2	0
	San Juan	0	0	0	0	0	0
	<i>Total</i>	<i>0</i>	<i>0</i>	<i>19</i>	<i>14</i>	<i>2</i>	<i>0</i>
7	Delta	0	0	5	25	0	0
	Gunnison	0	0	5	2	0	0
	Hinsdale	0	0	0	0	0	0
	Montrose	0	0	51	14	0	0
	Ouray	0	0	0	0	0	0
	San Miguel	0	0	1	0	0	0
	<i>Total</i>	<i>0</i>	<i>0</i>	<i>62</i>	<i>41</i>	<i>0</i>	<i>0</i>
8	Jackson	0	0	0	0	0	0
	Larimer	0	0	246	298	0	0
	<i>Total</i>	<i>0</i>	<i>0</i>	<i>246</i>	<i>298</i>	<i>0</i>	<i>0</i>
9	Garfield	1	0	7	43	1	0
	Pitkin	0	0	0	0	0	0
	Rio Blanco	0	0	1	0	0	0
	<i>Total</i>	<i>1</i>	<i>0</i>	<i>8</i>	<i>43</i>	<i>1</i>	<i>0</i>
10	Pueblo	0	0	71	219	2	0
11	Chaffee	0	0	0	3	0	0
	Custer	0	0	0	0	0	0
	Fremont	0	0	35	116	0	0
	Park	0	1	0	6	0	0
	<i>Total</i>	<i>0</i>	<i>1</i>	<i>35</i>	<i>125</i>	<i>0</i>	<i>0</i>

\*A detailed listing of Juvenile Delinquency filings by case type are found in Table 20 of this report.

Table 19: District Court Juvenile Filings by Type, FY 2008

District	Court Location	Dependency & Neglect	Expedited Placement	Juvenile Expungement	Grandparent Visitation
1	Gilpin	4	1	0	0
	Jefferson	173	205	0	1
	<b>Total</b>	<b>177</b>	<b>206</b>	<b>0</b>	<b>1</b>
2	Denver Juvenile	259	444	1	2
3	Huerfano	4	11	0	1
	Las Animas	17	9	0	0
	<b>Total</b>	<b>21</b>	<b>20</b>	<b>0</b>	<b>1</b>
4	El Paso	233	331	60	0
	Teller	15	14	0	0
	<b>Total</b>	<b>248</b>	<b>345</b>	<b>60</b>	<b>0</b>
5	Clear Creek	3	8	0	0
	Eagle	13	1	0	0
	Lake	3	4	0	0
	Summit	0	0	0	0
	<b>Total</b>	<b>19</b>	<b>13</b>	<b>0</b>	<b>0</b>
6	Archuleta	4	7	0	0
	La Plata	11	8	0	0
	San Juan	0	0	0	0
	<b>Total</b>	<b>15</b>	<b>15</b>	<b>0</b>	<b>0</b>
7	Delta	9	10	0	0
	Gunnison	9	9	0	0
	Hinsdale	0	1	0	0
	Montrose	21	7	0	0
	Ouray	0	0	0	0
	San Miguel	0	0	0	0
	<b>Total</b>	<b>39</b>	<b>27</b>	<b>0</b>	<b>0</b>
8	Jackson	2	0	0	0
	Larimer	78	145	0	1
	<b>Total</b>	<b>80</b>	<b>145</b>	<b>0</b>	<b>1</b>
9	Garfield	15	6	0	0
	Pitkin	1	0	0	0
	Rio Blanco	6	0	0	0
	<b>Total</b>	<b>22</b>	<b>6</b>	<b>0</b>	<b>0</b>
10	Pueblo	92	146	1	2
11	Chaffee	2	0	0	0
	Custer	2	1	0	0
	Fremont	22	16	7	0
	Park	4	3	0	1
	<b>Total</b>	<b>30</b>	<b>20</b>	<b>7</b>	<b>1</b>

\*A detailed listing of Juvenile Delinquency filings by case type are found in Table 20 of this report.



Table 19: District Court Juvenile Filings by Type, FY 2008

District	Court Location	Lack of Proper Care	Child in Need of Oversight	Juvenile Other	Petition for Review of Need for Placement	Paternity	Support
1	Gilpin	0	0	0	0	1	1
	Jefferson	0	0	4	0	58	41
	<i>Total</i>	<i>0</i>	<i>0</i>	<i>4</i>	<i>0</i>	<i>59</i>	<i>42</i>
2	Denver Juvenile	0	0	64	6	148	118
3	Huerfano	0	0	0	1	6	0
	Las Animas	0	0	0	0	7	11
	<i>Total</i>	<i>0</i>	<i>0</i>	<i>0</i>	<i>1</i>	<i>13</i>	<i>11</i>
4	El Paso	0	0	2	1	292	298
	Teller	0	0	0	2	5	6
	<i>Total</i>	<i>0</i>	<i>0</i>	<i>2</i>	<i>3</i>	<i>297</i>	<i>304</i>
5	Clear Creek	0	0	0	0	3	0
	Eagle	0	0	1	0	5	0
	Lake	0	0	0	1	0	0
	Summit	0	0	4	1	4	0
	<i>Total</i>	<i>0</i>	<i>0</i>	<i>5</i>	<i>2</i>	<i>12</i>	<i>0</i>
6	Archuleta	0	0	0	0	3	2
	La Plata	0	1	1	4	1	0
	San Juan	0	0	0	0	0	0
	<i>Total</i>	<i>0</i>	<i>1</i>	<i>1</i>	<i>4</i>	<i>4</i>	<i>2</i>
7	Delta	0	0	0	7	9	0
	Gunnison	0	0	0	0	1	0
	Hinsdale	0	0	0	0	0	0
	Montrose	0	0	5	0	1	0
	Ouray	0	0	0	0	0	0
	San Miguel	0	0	0	1	0	0
	<i>Total</i>	<i>0</i>	<i>0</i>	<i>5</i>	<i>8</i>	<i>11</i>	<i>0</i>
8	Jackson	0	0	0	0	1	0
	Larimer	0	0	5	1	48	0
	<i>Total</i>	<i>0</i>	<i>0</i>	<i>5</i>	<i>1</i>	<i>49</i>	<i>0</i>
9	Garfield	0	0	7	0	7	4
	Pitkin	0	0	0	0	2	0
	Rio Blanco	0	0	0	0	0	0
	<i>Total</i>	<i>0</i>	<i>0</i>	<i>7</i>	<i>0</i>	<i>9</i>	<i>4</i>
10	Pueblo	0	0	1	4	44	35
11	Chaffee	0	0	0	0	4	19
	Custer	0	0	0	0	0	2
	Fremont	0	0	1	0	1	1
	Park	0	0	1	0	0	3
	<i>Total</i>	<i>0</i>	<i>0</i>	<i>2</i>	<i>0</i>	<i>5</i>	<i>25</i>

\*A detailed listing of Juvenile Delinquency filings by case type are found in Table 20 of this report.

Table 19: District Court Juvenile Filings by Type, FY 2008

District	Court Location	Truancy	Adoption	Confidential Intermediary	Juvenile Relinquishment	Total	Juvenile Delinquency Total*	Total
1	Gilpin	0	5	0	0	12	5	17
	Jefferson	432	226	8	59	2,054	1,397	3,451
	<b>Total</b>	432	231	8	59	2,066	1,402	3,468
2	Denver Juvenile	444	306	53	0	3,178	1,621	4,799
3	Huerfano	0	7	0	0	66	48	114
	Las Animas	6	11	0	2	107	55	162
	<b>Total</b>	6	18	0	2	173	103	276
4	El Paso	412	422	4	21	2,266	1,890	4,156
	Teller	10	8	0	0	66	62	128
	<b>Total</b>	422	430	4	21	2,332	1,952	4,284
5	Clear Creek	0	27	0	53	104	15	119
	Eagle	0	17	0	5	68	111	179
	Lake	1	5	0	0	14	20	34
	Summit	1	14	0	0	31	66	97
	<b>Total</b>	2	63	0	58	217	212	429
6	Archuleta	0	4	0	1	35	46	81
	La Plata	0	23	0	7	77	91	168
	San Juan	0	0	0	0	0	1	1
	<b>Total</b>	0	27	0	8	112	138	250
7	Delta	0	45	1	12	123	82	205
	Gunnison	0	3	0	1	30	47	77
	Hinsdale	0	0	0	0	1	0	1
	Montrose	61	19	0	5	184	87	271
	Ouray	0	0	0	0	0	5	5
	San Miguel	0	1	0	0	3	16	19
	<b>Total</b>	61	68	1	18	341	237	578
8	Jackson	0	1	0	0	4	1	5
	Larimer	54	181	0	56	1,113	1,260	2,373
	<b>Total</b>	54	182	0	56	1,117	1,261	2,378
9	Garfield	11	19	3	0	124	136	260
	Pitkin	0	3	0	0	6	32	38
	Rio Blanco	0	3	0	0	10	10	20
	<b>Total</b>	11	25	3	0	140	178	318
10	Pueblo	398	97	1	9	1,122	464	1,586
11	Chaffee	5	6	0	1	40	46	86
	Custer	0	1	0	0	6	18	24
	Fremont	49	25	2	1	276	313	589
	Park	0	4	0	0	23	30	53
	<b>Total</b>	54	36	2	2	345	407	752

\*A detailed listing of Juvenile Delinquency filings by case type are found in Table 20 of this report.

Table 19: District Court Juvenile Filings by Type, FY 2008

District	Court Location	Abandonment	Abuse or Mistreatment	Administrative Paternity Order	Administrative Support Order	Consent for Marriage	Child in Need of Supervision
12	Alamosa	0	0	20	40	0	1
	Conejos	0	0	5	15	0	0
	Costilla	0	0	1	1	0	0
	Mineral	0	0	0	0	0	0
	Rio Grande	0	0	1	32	2	0
	Saguache	0	0	1	6	0	0
	<i>Total</i>		<i>0</i>	<i>0</i>	<i>28</i>	<i>94</i>	<i>2</i>
13	Kit Carson	0	0	11	8	0	0
	Logan	0	0	7	28	0	0
	Morgan	0	0	19	44	0	0
	Phillips	0	0	1	5	0	0
	Sedgwick	0	0	0	1	0	0
	Washington	0	0	3	7	0	0
	Yuma	0	0	3	8	1	0
	<i>Total</i>		<i>0</i>	<i>0</i>	<i>44</i>	<i>101</i>	<i>1</i>
14	Grand	0	0	4	3	0	0
	Moffat	0	0	2	2	0	0
	Routt	0	0	0	0	0	0
	<i>Total</i>	<i>0</i>	<i>0</i>	<i>6</i>	<i>5</i>	<i>0</i>	<i>0</i>
15	Baca	0	0	0	0	0	0
	Cheyenne	0	0	0	0	0	0
	Kiowa	0	0	2	1	0	0
	Prowers	0	0	4	33	0	0
	<i>Total</i>	<i>0</i>	<i>0</i>	<i>6</i>	<i>34</i>	<i>0</i>	<i>0</i>
16	Bent	0	0	6	3	0	0
	Crowley	0	0	0	5	0	0
	Otero	0	0	16	47	0	0
	<i>Total</i>	<i>0</i>	<i>0</i>	<i>22</i>	<i>55</i>	<i>0</i>	<i>0</i>
17	Adams	0	0	157	435	0	0
	Broomfield	0	0	5	63	0	0
	<i>Total</i>	<i>0</i>	<i>0</i>	<i>162</i>	<i>498</i>	<i>0</i>	<i>0</i>
18	Arapahoe	0	0	204	414	1	0
	Douglas	0	0	10	15	0	1
	Elbert	1	1	2	11	0	0
	Lincoln	0	0	1	22	0	0
	<i>Total</i>	<i>1</i>	<i>1</i>	<i>217</i>	<i>462</i>	<i>1</i>	<i>1</i>
19	Weld	0	0	67	255	0	0
20	Boulder	0	0	86	304	0	0
21	Mesa	0	0	93	247	0	0
22	Dolores	0	0	0	0	0	0
	Montezuma	0	0	0	0	1	1
	<i>Total</i>	<i>0</i>	<i>0</i>	<i>0</i>	<i>0</i>	<i>1</i>	<i>1</i>
<b>State Total</b>		<b>2</b>	<b>2</b>	<b>1,887</b>	<b>4,576</b>	<b>13</b>	<b>3</b>
<b>Percent of State Total</b>		<b>0%</b>	<b>0%</b>	<b>6%</b>	<b>14%</b>	<b>0%</b>	<b>0%</b>

\*A detailed listing of Juvenile Delinquency filings by case type are found in Table 20 of this report.

Table 19: District Court Juvenile Filings by Type, FY 2008

District	Court Location	Dependency & Neglect	Expedited Placement	Juvenile Expungement	Grandparent Visitation
12	Alamosa	17	17	0	0
	Conejos	10	3	0	0
	Costilla	2	0	0	0
	Mineral	0	0	0	0
	Rio Grande	20	1	0	0
	Saguache	4	2	0	0
	<b>Total</b>	<b>53</b>	<b>23</b>	<b>0</b>	<b>0</b>
13	Kit Carson	3	5	0	0
	Logan	10	21	0	1
	Morgan	23	34	0	0
	Phillips	1	4	0	0
	Sedgwick	0	2	0	0
	Washington	9	2	0	0
	Yuma	4	4	0	0
	<b>Total</b>	<b>50</b>	<b>72</b>	<b>0</b>	<b>1</b>
14	Grand	3	3	0	0
	Moffat	3	7	0	0
	Routt	7	1	0	0
	<b>Total</b>	<b>13</b>	<b>11</b>	<b>0</b>	<b>0</b>
15	Baca	2	2	0	0
	Cheyenne	1	0	0	0
	Kiowa	0	0	0	0
	Prowers	6	8	0	0
	<b>Total</b>	<b>9</b>	<b>10</b>	<b>0</b>	<b>0</b>
16	Bent	7	3	0	0
	Crowley	3	5	0	0
	Otero	17	25	0	0
	<b>Total</b>	<b>27</b>	<b>33</b>	<b>0</b>	<b>0</b>
17	Adams	123	242	6	4
	Broomfield	8	11	13	1
	<b>Total</b>	<b>131</b>	<b>253</b>	<b>19</b>	<b>5</b>
18	Arapahoe	128	157	20	7
	Douglas	17	19	38	1
	Elbert	21	9	0	0
	Lincoln	8	3	0	0
	<b>Total</b>	<b>174</b>	<b>188</b>	<b>58</b>	<b>8</b>
19	Weld	39	122	0	0
20	Boulder	78	100	0	0
21	Mesa	53	41	0	0
22	Dolores	0	1	0	0
	Montezuma	6	7	0	0
	<b>Total</b>	<b>6</b>	<b>8</b>	<b>0</b>	<b>0</b>
<b>State Total</b>		<b>1,635</b>	<b>2,248</b>	<b>146</b>	<b>22</b>
<b>Percent of State Total</b>		<b>5%</b>	<b>7%</b>	<b>0%</b>	<b>0%</b>

\*A detailed listing of Juvenile Delinquency filings by case type are found in Table 20 of this report.

Table 19: District Court Juvenile Filings by Type, FY 2008

District	Court Location	Lack of Proper Care	Child in Need of Oversight	Juvenile Other	Petition for Review of Need for Placement	Paternity	Support
12	Alamosa	0	0	1	1	6	4
	Conejos	0	0	0	0	2	1
	Costilla	0	0	0	0	0	0
	Mineral	0	0	0	0	0	0
	Rio Grande	0	0	0	0	0	17
	Saguache	0	0	0	1	1	0
	<b>Total</b>		0	0	1	2	9
13	Kit Carson	0	0	1	0	1	1
	Logan	0	0	3	0	4	0
	Morgan	0	0	1	0	1	0
	Phillips	0	0	0	0	1	0
	Sedgwick	0	0	0	0	0	0
	Washington	0	0	2	0	0	0
	Yuma	0	0	0	1	0	3
	<b>Total</b>		0	0	7	1	7
14	Grand	0	0	0	0	3	1
	Moffat	0	0	0	0	10	1
	Routt	0	0	3	0	5	0
	<b>Total</b>		0	0	3	0	18
15	Baca	0	0	0	0	1	0
	Cheyenne	0	0	0	0	0	0
	Kiowa	0	0	0	0	0	0
	Prowers	0	0	1	0	13	21
	<b>Total</b>		0	0	1	0	14
16	Bent	1	0	0	0	2	1
	Crowley	0	0	0	0	1	14
	Otero	0	0	4	0	5	7
	<b>Total</b>		1	0	4	0	8
17	Adams	0	0	17	0	104	14
	Broomfield	0	0	2	0	15	0
	<b>Total</b>		0	0	19	0	119
18	Arapahoe	0	0	7	0	59	3
	Douglas	0	0	8	1	24	6
	Elbert	0	0	0	0	1	0
	Lincoln	0	0	0	0	1	7
	<b>Total</b>		0	0	15	1	85
19	Weld	0	0	16	5	71	144
20	Boulder	0	0	54	0	14	2
21	Mesa	0	0	3	0	10	26
22	Dolores	0	0	0	0	0	0
	Montezuma	0	1	1	0	5	22
	<b>Total</b>		0	1	1	0	5
<b>State Total</b>		<b>1</b>	<b>2</b>	<b>220</b>	<b>38</b>	<b>1,011</b>	<b>836</b>
<b>Percent of State Total</b>		<b>0%</b>	<b>0%</b>	<b>1%</b>	<b>0%</b>	<b>3%</b>	<b>3%</b>

\*A detailed listing of Juvenile Delinquency filings by case type are found in Table 20 of this report.

Table 19: District Court Juvenile Filings by Type, FY 2008

District	Court Location	Truancy	Adoption	Confidential Intermediary	Juvenile Relinquishment	Total	Juvenile Delinquency Total*	Total
12	Alamosa	15	14	0	6	142	58	200
	Conejos	3	2	0	0	41	8	49
	Costilla	0	2	0	0	6	5	11
	Mineral	0	0	0	0	0	2	2
	Rio Grande	0	4	0	1	78	113	191
	Saguache	1	0	0	0	16	5	21
	<b>Total</b>		19	22	0	7	283	191
13	Kit Carson	0	10	0	0	40	18	58
	Logan	17	8	0	0	99	39	138
	Morgan	21	14	0	1	158	93	251
	Phillips	0	4	0	0	16	2	18
	Sedgwick	0	3	0	0	6	4	10
	Washington	0	4	0	0	27	2	29
	Yuma	0	11	0	0	35	17	52
	<b>Total</b>		38	54	0	1	381	175
14	Grand	0	11	1	0	29	37	66
	Moffat	0	16	0	4	45	64	109
	Routt	0	7	0	0	23	42	65
	<b>Total</b>	0	34	1	4	97	143	240
15	Baca	0	2	0	0	7	5	12
	Cheyenne	0	2	0	0	3	1	4
	Kiowa	0	0	0	0	3	3	6
	Prowers	6	8	0	1	101	42	143
	<b>Total</b>	6	12	0	1	114	51	165
16	Bent	0	4	1	1	29	23	52
	Crowley	4	1	0	0	33	7	40
	Otero	6	20	2	2	151	57	208
	<b>Total</b>	10	25	3	3	213	87	300
17	Adams	295	248	5	19	1,669	958	2,627
	Broomfield	24	20	0	3	165	119	284
	<b>Total</b>	319	268	5	22	1,834	1,077	2,911
18	Arapahoe	193	348	9	39	1,589	1,210	2,799
	Douglas	20	194	0	65	419	581	1,000
	Elbert	1	8	0	2	57	40	97
	Lincoln	0	3	0	0	45	17	62
	<b>Total</b>	214	553	9	106	2,110	1,848	3,958
19	Weld	415	153	2	19	1,308	1,277	2,585
20	Boulder	173	156	3	48	1,018	783	1,801
21	Mesa	106	100	5	6	690	429	1,119
22	Dolores	0	2	0	0	3	0	3
	Montezuma	13	11	0	6	74	66	140
	<b>Total</b>	13	13	0	6	77	66	143
<b>State Total</b>		<b>3,197</b>	<b>2,873</b>	<b>100</b>	<b>456</b>	<b>19,268</b>	<b>14,102</b>	<b>33,370</b>
<b>Percent of State Total</b>		<b>10%</b>	<b>9%</b>	<b>0%</b>	<b>1%</b>	<b>58%</b>	<b>42%</b>	<b>100%</b>

\*A detailed listing of Juvenile Delinquency filings by case type are found in Table 20 of this report.

Table 20: District Court Juvenile Delinquency Filings by Type, FY 2008

District	Court Location	Arson	Assault	Burglary	Child Abuse	Change of Venue After Adjudication
1	Gilpin	0	0	0	0	1
	Jefferson	16	161	105	3	106
	<b>Total</b>	16	161	105	3	107
2	Denver Juvenile	5	134	197	1	309
3	Huerfano	0	7	3	0	1
	Las Animas	0	11	2	0	4
	<b>Total</b>	0	18	5	0	5
4	El Paso	32	294	160	4	13
	Teller	0	4	5	0	1
	<b>Total</b>	32	298	165	4	14
5	Clear Creek	0	0	8	1	0
	Eagle	1	8	12	1	3
	Lake	0	6	0	0	0
	Summit	2	6	1	0	1
	<b>Total</b>	3	20	21	2	4
6	Archuleta	0	8	9	0	4
	La Plata	0	18	7	0	1
	San Juan	0	0	0	0	0
	<b>Total</b>	0	26	16	0	5
7	Delta	0	10	11	0	11
	Gunnison	0	2	1	0	0
	Hinsdale	0	0	0	0	0
	Montrose	0	9	18	0	5
	Ouray	0	0	0	0	2
	San Miguel	0	0	0	0	3
	<b>Total</b>	0	21	30	0	21
8	Jackson	0	0	0	0	0
	Larimer	8	85	31	2	40
	<b>Total</b>	8	85	31	2	40
9	Garfield	1	20	17	0	11
	Pitkin	0	3	3	0	7
	Rio Blanco	0	3	0	0	7
	<b>Total</b>	1	26	20	0	25
10	Pueblo	4	71	42	1	31
11	Chaffee	0	4	8	0	6
	Custer	0	2	0	0	2
	Fremont	0	36	19	0	8
	Park	2	2	4	0	2
	<b>Total</b>	2	44	31	0	18

Table 20: District Court Juvenile Delinquency Filings by Type, FY 2008

District	Court Location	Change of Venue Converted Case	Criminal Mischief	Cruelty to Animals	Curfew Violation	Delinquent Case Remanded from Criminal Court	Drugs	Escape	Fraud
	Jefferson	1	118	1	0	0	92	18	0
	<b>Total</b>	<b>1</b>	<b>118</b>	<b>1</b>	<b>0</b>	<b>0</b>	<b>92</b>	<b>18</b>	<b>0</b>
2	Denver Juvenile	0	177	0	0	0	110	4	2
3	Huerfano	0	6	0	0	0	8	0	0
	Las Animas	0	3	0	0	0	3	0	0
	<b>Total</b>	<b>0</b>	<b>9</b>	<b>0</b>	<b>0</b>	<b>0</b>	<b>11</b>	<b>0</b>	<b>0</b>
4	El Paso	0	180	3	0	0	88	9	9
	Teller	0	9	0	0	0	8	0	0
	<b>Total</b>	<b>0</b>	<b>189</b>	<b>3</b>	<b>0</b>	<b>0</b>	<b>96</b>	<b>9</b>	<b>9</b>
5	Clear Creek	0	0	0	0	0	1	0	0
	Eagle	0	12	0	0	0	7	0	0
	Lake	0	2	0	0	0	3	0	0
	Summit	0	7	0	0	0	4	0	1
	<b>Total</b>	<b>0</b>	<b>21</b>	<b>0</b>	<b>0</b>	<b>0</b>	<b>15</b>	<b>0</b>	<b>1</b>
6	Archuleta	1	5	0	0	0	1	0	0
	La Plata	0	13	0	0	0	4	1	1
	San Juan	0	0	0	0	0	0	0	0
	<b>Total</b>	<b>1</b>	<b>18</b>	<b>0</b>	<b>0</b>	<b>0</b>	<b>5</b>	<b>1</b>	<b>1</b>
7	Delta	0	9	0	0	0	7	0	0
	Gunnison	0	4	0	0	0	3	0	0
	Hinsdale	0	0	0	0	0	0	0	0
	Montrose	0	7	0	0	0	4	3	0
	Ouray	0	0	0	0	0	0	0	0
	San Miguel	0	1	0	0	0	3	0	0
	<b>Total</b>	<b>0</b>	<b>21</b>	<b>0</b>	<b>0</b>	<b>0</b>	<b>17</b>	<b>3</b>	<b>0</b>
8	Jackson	0	1	0	0	0	0	0	0
	Larimer	0	98	0	0	0	277	0	0
	<b>Total</b>	<b>0</b>	<b>99</b>	<b>0</b>	<b>0</b>	<b>0</b>	<b>277</b>	<b>0</b>	<b>0</b>
9	Garfield	0	8	0	0	0	10	0	0
	Pitkin	0	0	0	0	0	0	0	0
	Rio Blanco	0	3	0	0	0	0	0	0
	<b>Total</b>	<b>0</b>	<b>11</b>	<b>0</b>	<b>0</b>	<b>0</b>	<b>10</b>	<b>0</b>	<b>0</b>
10	Pueblo	2	34	0	0	1	59	2	2
11	Chaffee	0	6	0	0	0	0	0	0
	Custer	0	0	0	0	0	1	0	1
	Fremont	0	28	1	0	0	44	0	0
	Park	0	1	0	0	0	3	1	0
	<b>Total</b>	<b>0</b>	<b>35</b>	<b>1</b>	<b>0</b>	<b>0</b>	<b>48</b>	<b>1</b>	<b>1</b>



Table 20: District Court Juvenile Delinquency Filings by Type, FY 2008

District	Court Location	Forgery	Homicide	Harassment	Incest	Impersonation	Kidnapping	Municipal Charge Other Than Curfew Violation
1	Gilpin	0	0	0	0	0	0	0
	Jefferson	10	2	58	10	4	1	0
	<b>Total</b>	<b>10</b>	<b>2</b>	<b>58</b>	<b>10</b>	<b>4</b>	<b>1</b>	<b>0</b>
2	Denver Juvenile	3	6	7	1	4	3	3
3	Huerfano	0	0	2	0	0	0	0
	Las Animas	0	2	1	0	0	0	0
	<b>Total</b>	<b>0</b>	<b>2</b>	<b>3</b>	<b>0</b>	<b>0</b>	<b>0</b>	<b>0</b>
4	El Paso	2	6	98	6	14	9	1
	Teller	0	0	2	0	0	1	0
	<b>Total</b>	<b>2</b>	<b>6</b>	<b>100</b>	<b>6</b>	<b>14</b>	<b>10</b>	<b>1</b>
5	Clear Creek	0	0	0	0	0	0	0
	Eagle	0	0	5	0	0	0	0
	Lake	0	0	4	0	0	0	0
	Summit	0	0	7	0	0	0	0
	<b>Total</b>	<b>0</b>	<b>0</b>	<b>16</b>	<b>0</b>	<b>0</b>	<b>0</b>	<b>0</b>
6	Archuleta	0	0	0	0	0	0	0
	La Plata	0	0	7	0	1	0	0
	San Juan	0	0	0	0	0	0	0
	<b>Total</b>	<b>0</b>	<b>0</b>	<b>7</b>	<b>0</b>	<b>1</b>	<b>0</b>	<b>0</b>
7	Delta	0	0	2	0	0	0	0
	Gunnison	0	0	3	0	0	0	0
	Hinsdale	0	0	0	0	0	0	0
	Montrose	0	0	4	0	0	0	0
	Ouray	0	0	0	0	0	0	0
	San Miguel	0	0	0	0	0	0	0
	<b>Total</b>	<b>0</b>	<b>0</b>	<b>9</b>	<b>0</b>	<b>0</b>	<b>0</b>	<b>0</b>
8	Jackson	0	0	0	0	0	0	0
	Larimer	0	0	88	2	0	0	0
	<b>Total</b>	<b>0</b>	<b>0</b>	<b>88</b>	<b>2</b>	<b>0</b>	<b>0</b>	<b>0</b>
9	Garfield	1	0	6	0	4	0	0
	Pitkin	0	0	0	0	0	0	0
	Rio Blanco	0	0	0	0	0	0	0
	<b>Total</b>	<b>1</b>	<b>0</b>	<b>6</b>	<b>0</b>	<b>4</b>	<b>0</b>	<b>0</b>
10	Pueblo	1	10	11	0	1	0	0
11	Chaffee	0	0	1	0	0	0	0
	Custer	1	0	2	0	0	0	0
	Fremont	2	1	20	0	0	3	0
	Park	0	0	1	0	0	0	0
	<b>Total</b>	<b>3</b>	<b>1</b>	<b>24</b>	<b>0</b>	<b>0</b>	<b>3</b>	<b>0</b>

Table 20: District Court Juvenile Delinquency Filings by Type, FY 2008

District	Court Location	Menacing	Other	Possession of	Pornography	Public	Prostitution	Robbery	Runaway
				Alcohol by		Peace			
				Minor		and Order			
1	Gilpin	0	1	0	0	0	0	0	0
	Jefferson	32	172	3	0	0	0	18	0
	<b>Total</b>	32	173	3	0	0	0	18	0
2	Denver Juvenile	44	120	0	0	23	6	68	17
3	Huerfano	0	0	3	0	9	0	0	0
	Las Animas	3	10	0	0	4	0	0	0
	<b>Total</b>	3	10	3	0	13	0	0	0
4	El Paso	93	136	4	0	86	0	38	0
	Teller	3	8	2	0	0	0	0	0
	<b>Total</b>	96	144	6	0	86	0	38	0
5	Clear Creek	1	2	0	0	0	0	0	0
	Eagle	10	8	1	0	6	0	1	0
	Lake	1	3	0	0	0	0	0	0
	Summit	3	4	0	0	0	0	0	0
	<b>Total</b>	15	17	1	0	6	0	1	0
6	Archuleta	3	2	1	0	0	0	0	0
	La Plata	3	11	0	0	0	0	0	1
	San Juan	0	0	0	0	0	0	0	0
	<b>Total</b>	6	13	1	0	0	0	0	1
7	Delta	2	7	0	0	0	0	0	0
	Gunnison	1	4	2	0	8	0	0	0
	Hinsdale	0	0	0	0	0	0	0	0
	Montrose	6	17	0	0	0	0	1	0
	Ouray	0	1	0	0	0	0	0	0
	San Miguel	0	3	1	0	0	0	0	0
	<b>Total</b>	9	32	3	0	8	0	1	0
8	Jackson	0	0	0	0	0	0	0	0
	Larimer	22	310	19	0	2	0	3	0
	<b>Total</b>	22	310	19	0	2	0	3	0
9	Garfield	8	0	2	0	8	0	3	0
	Pitkin	1	0	0	0	0	0	0	0
	Rio Blanco	0	2	0	0	0	0	0	0
	<b>Total</b>	9	2	2	0	8	0	3	0
10	Pueblo	21	33	0	0	1	0	10	0
11	Chaffee	1	4	2	0	0	0	0	0
	Custer	1	1	0	0	0	0	0	0
	Fremont	4	26	56	0	0	0	0	0
	Park	1	4	0	0	0	0	0	0
	<b>Total</b>	7	35	58	0	0	0	0	0

Table 20: District Court Juvenile Delinquency Filings by Type, FY 2008

District	Court Location	Sex Offenses	Theft	Tampering	Trespass	Vehicular Assault	Vehicular Homicide	Weapon	Total
1	Gilpin	0	3	0	0	0	0	0	5
	Jefferson	49	252	3	116	1	0	45	1,397
	<b>Total</b>	49	255	3	116	1	0	45	1,402
2	Denver Juvenile	49	193	0	62	0	0	73	1,621
3	Huerfano	2	5	0	2	0	0	0	48
	Las Animas	0	5	1	0	0	0	6	55
	<b>Total</b>	2	10	1	2	0	0	6	103
4	El Paso	77	333	2	112	0	0	81	1,890
	Teller	2	9	0	5	0	0	3	62
	<b>Total</b>	79	342	2	117	0	0	84	1,952
5	Clear Creek	0	2	0	0	0	0	0	15
	Eagle	3	20	3	6	0	0	4	111
	Lake	0	1	0	0	0	0	0	20
	Summit	1	23	0	3	0	0	3	66
	<b>Total</b>	4	46	3	9	0	0	7	212
6	Archuleta	1	9	0	2	0	0	0	46
	La Plata	2	8	0	11	0	0	2	91
	San Juan	0	1	0	0	0	0	0	1
	<b>Total</b>	3	18	0	13	0	0	2	138
7	Delta	2	10	0	5	0	0	6	82
	Gunnison	2	12	0	4	0	0	1	47
	Hinsdale	0	0	0	0	0	0	0	0
	Montrose	2	6	0	3	0	0	2	87
	Ouray	0	2	0	0	0	0	0	5
	San Miguel	1	4	0	0	0	0	0	16
	<b>Total</b>	7	34	0	12	0	0	9	237
8	Jackson	0	0	0	0	0	0	0	1
	Larimer	26	140	7	76	0	0	24	1,260
	<b>Total</b>	26	140	7	76	0	0	24	1,261
9	Garfield	4	23	0	1	0	0	0	136
	Pitkin	0	8	0	0	0	0	0	32
	Rio Blanco	3	0	0	0	0	0	0	10
	<b>Total</b>	7	31	0	1	0	0	0	178
10	Pueblo	10	66	0	28	1	0	22	464
11	Chaffee	1	13	0	0	0	0	0	46
	Custer	2	4	0	0	0	0	1	18
	Fremont	11	41	0	4	0	0	9	313
	Park	0	9	0	0	0	0	0	30
	<b>Total</b>	14	67	0	4	0	0	10	407

Table 20: District Court Juvenile Delinquency Filings by Type, FY 2008

District	Court Location	Arson	Assault	Burglary	Child Abuse	Change of Venue After Adjudication
12	Alamosa	2	10	5	0	5
	Conejos	0	3	0	0	1
	Costilla	0	1	0	0	0
	Mineral	0	0	0	0	0
	Rio Grande	0	11	0	0	2
	Saguache	0	2	0	0	1
	<b>Total</b>	<b>2</b>	<b>27</b>	<b>5</b>	<b>0</b>	<b>9</b>
13	Kit Carson	0	2	4	0	0
	Logan	1	9	4	0	4
	Morgan	0	17	16	0	3
	Phillips	0	0	1	0	0
	Sedgwick	0	0	0	0	1
	Washington	0	0	0	0	0
	Yuma	0	1	2	0	1
	<b>Total</b>	<b>1</b>	<b>29</b>	<b>27</b>	<b>0</b>	<b>9</b>
14	Grand	1	5	1	0	3
	Moffat	0	17	5	0	4
	Routt	0	5	3	0	2
	<b>Total</b>	<b>1</b>	<b>27</b>	<b>9</b>	<b>0</b>	<b>9</b>
15	Baca	1	0	0	0	0
	Cheyenne	0	0	0	0	0
	Kiowa	0	0	0	0	0
	Prowers	2	1	12	0	2
	<b>Total</b>	<b>3</b>	<b>1</b>	<b>12</b>	<b>0</b>	<b>2</b>
16	Bent	1	2	1	0	5
	Crowley	0	0	3	0	0
	Otero	2	9	5	0	2
	<b>Total</b>	<b>3</b>	<b>11</b>	<b>9</b>	<b>0</b>	<b>7</b>
17	Adams	7	94	118	3	214
	Broomfield	0	10	11	0	13
	<b>Total</b>	<b>7</b>	<b>104</b>	<b>129</b>	<b>3</b>	<b>227</b>
18	Arapahoe	7	161	157	2	149
	Douglas	5	79	33	0	32
	Elbert	1	10	5	0	5
	Lincoln	0	2	1	0	4
	<b>Total</b>	<b>13</b>	<b>252</b>	<b>196</b>	<b>2</b>	<b>190</b>
19	Weld	26	161	66	3	73
20	Boulder	9	87	43	0	0
21	Mesa	7	66	64	1	3
22	Dolores	0	0	0	0	0
	Montezuma	2	9	4	0	4
	<b>Total</b>	<b>2</b>	<b>9</b>	<b>4</b>	<b>0</b>	<b>4</b>
<b>State Total</b>		<b>145</b>	<b>1,678</b>	<b>1,227</b>	<b>22</b>	<b>1,112</b>
<b>Percent of State Total</b>		<b>1%</b>	<b>12%</b>	<b>9%</b>	<b>0%</b>	<b>8%</b>

Table 20: District Court Juvenile Delinquency Filings by Type, FY 2008

District	Court Location	Change of Venue Converted Case	Criminal Mischief	Cruelty to Animals	Curfew Violation	Delinquent Case Remanded from Criminal Court	Drugs	Escape	Fraud
12	Alamosa	0	9	0	0	0	0	0	0
	Conejos	0	0	0	0	0	0	0	1
	Costilla	0	0	0	0	0	0	0	0
	Mineral	0	0	0	0	0	0	0	0
	Rio Grande	0	2	0	0	0	8	1	1
	Saguache	0	0	0	0	0	0	0	0
	<i>Total</i>	<i>0</i>	<i>11</i>	<i>0</i>	<i>0</i>	<i>0</i>	<i>8</i>	<i>1</i>	<i>2</i>
13	Kit Carson	0	4	0	0	0	0	0	0
	Logan	0	3	0	0	0	2	0	0
	Morgan	0	10	0	0	0	0	1	0
	Phillips	0	0	0	0	0	0	0	0
	Sedgwick	0	0	0	0	0	0	0	0
	Washington	0	1	0	0	0	0	0	0
	Yuma	0	1	0	0	1	0	0	0
	<i>Total</i>	<i>0</i>	<i>19</i>	<i>0</i>	<i>0</i>	<i>1</i>	<i>2</i>	<i>1</i>	<i>0</i>
14	Grand	0	8	0	0	0	2	0	0
	Moffat	0	3	0	0	0	6	0	0
	Routt	0	5	0	0	0	3	0	0
	<i>Total</i>	<i>0</i>	<i>16</i>	<i>0</i>	<i>0</i>	<i>0</i>	<i>11</i>	<i>0</i>	<i>0</i>
15	Baca	0	2	0	0	0	0	0	0
	Cheyenne	0	0	0	0	0	0	0	0
	Kiowa	0	0	0	0	0	0	0	0
	Prowers	0	8	0	0	0	4	0	0
	<i>Total</i>	<i>0</i>	<i>10</i>	<i>0</i>	<i>0</i>	<i>0</i>	<i>4</i>	<i>0</i>	<i>0</i>
16	Bent	0	1	0	0	0	0	0	0
	Crowley	0	0	0	0	0	0	0	0
	Otero	0	4	0	0	0	3	0	0
	<i>Total</i>	<i>0</i>	<i>5</i>	<i>0</i>	<i>0</i>	<i>0</i>	<i>3</i>	<i>0</i>	<i>0</i>
17	Adams	0	49	0	0	0	52	0	3
	Broomfield	0	10	0	0	0	10	0	0
	<i>Total</i>	<i>0</i>	<i>59</i>	<i>0</i>	<i>0</i>	<i>0</i>	<i>62</i>	<i>0</i>	<i>3</i>
18	Arapahoe	0	55	0	0	0	79	27	0
	Douglas	0	34	0	0	0	71	1	0
	Elbert	0	5	0	0	0	0	0	0
	Lincoln	0	0	0	0	0	0	0	0
	<i>Total</i>	<i>0</i>	<i>94</i>	<i>0</i>	<i>0</i>	<i>0</i>	<i>150</i>	<i>28</i>	<i>0</i>
19	Weld	0	92	0	1	0	111	1	1
20	Boulder	0	61	2	0	0	91	1	0
21	Mesa	0	34	0	0	0	15	8	1
22	Dolores	0	0	0	0	0	0	0	0
	Montezuma	0	17	0	0	0	7	0	0
	<i>Total</i>	<i>0</i>	<i>17</i>	<i>0</i>	<i>0</i>	<i>0</i>	<i>7</i>	<i>0</i>	<i>0</i>
<i>State Total</i>		<i>4</i>	<i>1,150</i>	<i>7</i>	<i>1</i>	<i>2</i>	<i>1,204</i>	<i>78</i>	<i>23</i>
<i>Percent of State Total</i>		<i>0%</i>	<i>8%</i>	<i>0%</i>	<i>0%</i>	<i>0%</i>	<i>9%</i>	<i>1%</i>	<i>0%</i>

Table 20: District Court Juvenile Delinquency Filings by Type, FY 2008

District	Court Location	Forgery	Homicide	Harassment	Incest	Impersonation	Kidnapping	Municipal Charge Other Than Curfew Violation
12	Alamosa	1	0	3	0	1	0	0
	Conejos	0	0	0	0	0	0	0
	Costilla	0	0	0	0	0	0	0
	Mineral	0	0	0	0	0	0	0
	Rio Grande	0	0	6	0	0	0	0
	Saguache	0	0	0	0	0	0	0
	<i>Total</i>	<i>1</i>	<i>0</i>	<i>9</i>	<i>0</i>	<i>1</i>	<i>0</i>	<i>0</i>
13	Kit Carson	0	0	0	0	0	0	0
	Logan	0	0	2	0	0	0	0
	Morgan	0	0	6	0	2	0	0
	Phillips	0	0	0	0	0	0	0
	Sedgwick	0	0	0	0	0	0	0
	Washington	0	0	0	0	0	0	0
	Yuma	0	0	1	0	0	0	0
	<i>Total</i>	<i>0</i>	<i>0</i>	<i>9</i>	<i>0</i>	<i>2</i>	<i>0</i>	<i>0</i>
14	Grand	0	0	1	0	0	0	0
	Moffat	0	0	5	0	1	0	0
	Routt	0	0	1	0	0	0	0
	<i>Total</i>	<i>0</i>	<i>0</i>	<i>7</i>	<i>0</i>	<i>1</i>	<i>0</i>	<i>0</i>
15	Baca	0	0	0	0	0	0	0
	Cheyenne	0	0	0	0	0	0	0
	Kiowa	0	0	0	0	0	0	0
	Prowers	1	0	1	1	0	1	0
	<i>Total</i>	<i>1</i>	<i>0</i>	<i>1</i>	<i>1</i>	<i>0</i>	<i>1</i>	<i>0</i>
16	Bent	0	0	4	0	0	0	0
	Crowley	0	0	1	0	0	0	0
	Otero	0	1	2	0	0	0	0
	<i>Total</i>	<i>0</i>	<i>1</i>	<i>7</i>	<i>0</i>	<i>0</i>	<i>0</i>	<i>0</i>
17	Adams	4	2	21	0	3	1	0
	Broomfield	0	0	3	0	1	4	0
	<i>Total</i>	<i>4</i>	<i>2</i>	<i>24</i>	<i>0</i>	<i>4</i>	<i>5</i>	<i>0</i>
18	Arapahoe	10	5	21	2	6	4	0
	Douglas	2	0	27	1	2	3	0
	Elbert	0	0	1	0	0	0	0
	Lincoln	0	0	0	0	0	0	0
	<i>Total</i>	<i>12</i>	<i>5</i>	<i>49</i>	<i>3</i>	<i>8</i>	<i>7</i>	<i>0</i>
19	Weld	8	1	30	2	11	1	0
20	Boulder	4	3	34	2	11	1	0
21	Mesa	3	1	17	4	15	2	0
22	Dolores	0	0	0	0	0	0	0
	Montezuma	1	0	1	0	2	0	0
	<i>Total</i>	<i>1</i>	<i>0</i>	<i>1</i>	<i>0</i>	<i>2</i>	<i>0</i>	<i>0</i>
<i>State Total</i>		<i>54</i>	<i>40</i>	<i>517</i>	<i>31</i>	<i>83</i>	<i>34</i>	<i>4</i>
<i>Percent of State Total</i>		<i>0%</i>	<i>0%</i>	<i>4%</i>	<i>0%</i>	<i>1%</i>	<i>0%</i>	<i>0%</i>

Table 20: District Court Juvenile Delinquency Filings by Type, FY 2008

District	Court Location	Menacing	Other	Possession of	Pornography	Public	Prostitution	Robbery	Runaway
				Alcohol by		Peace			
				Minor		and Order			
12	Alamosa	4	4	2	0	0	0	0	0
	Conejos	0	0	0	0	2	0	0	0
	Costilla	2	0	0	0	0	0	0	0
	Mineral	0	0	2	0	0	0	0	0
	Rio Grande	3	5	45	0	7	0	0	0
	Saguache	0	0	0	0	0	0	0	0
	<b>Total</b>	9	9	49	0	9	0	0	0
13	Kit Carson	1	0	0	0	1	0	0	0
	Logan	3	6	1	0	1	0	0	0
	Morgan	5	16	0	0	0	0	0	0
	Phillips	0	1	0	0	0	0	0	0
	Sedgwick	0	0	0	0	0	0	0	0
	Washington	0	0	0	0	0	0	0	0
	Yuma	0	0	1	0	0	0	0	0
	<b>Total</b>	9	23	2	0	2	0	0	0
14	Grand	1	2	0	0	2	0	0	0
	Moffat	2	1	0	0	1	0	0	0
	Routt	0	6	1	0	0	0	0	0
	<b>Total</b>	3	9	1	0	3	0	0	0
15	Baca	0	0	0	0	0	0	0	0
	Cheyenne	0	0	0	0	0	0	0	0
	Kiowa	0	0	0	0	0	0	0	0
	Prowers	0	0	0	0	1	0	0	0
	<b>Total</b>	0	0	0	0	1	0	0	0
16	Bent	0	2	0	0	1	0	0	0
	Crowley	2	0	0	0	0	0	0	0
	Otero	3	6	0	0	3	0	0	0
	<b>Total</b>	5	8	0	0	4	0	0	0
17	Adams	29	53	1	0	1	3	25	0
	Broomfield	2	10	1	0	0	0	1	0
	<b>Total</b>	31	63	2	0	1	3	26	0
18	Arapahoe	48	90	4	0	48	0	35	0
	Douglas	24	58	7	0	30	0	0	0
	Elbert	1	0	1	0	0	0	0	0
	Lincoln	1	0	0	0	0	0	0	0
	<b>Total</b>	74	148	12	0	78	0	35	0
19	Weld	16	238	39	1	1	0	11	0
20	Boulder	20	67	9	0	29	0	4	0
21	Mesa	23	41	0	0	0	2	8	0
22	Dolores	0	0	0	0	0	0	0	0
	Montezuma	1	4	4	0	0	0	4	0
	<b>Total</b>	1	4	4	0	0	0	4	0
<b>State Total</b>		<b>455</b>	<b>1,499</b>	<b>214</b>	<b>1</b>	<b>275</b>	<b>11</b>	<b>230</b>	<b>18</b>
<b>Percent of State Total</b>		<b>3%</b>	<b>11%</b>	<b>2%</b>	<b>0%</b>	<b>2%</b>	<b>0%</b>	<b>2%</b>	<b>0%</b>

Table 20: District Court Juvenile Delinquency Filings by Type, FY 2008

District	Court Location	Sex					Vehicular	Vehicular	Weapon	Total
		Offenses	Theft	Tampering	Trespass	Assault	Homicide			
12	Alamosa	2	8	0	1	0	0	1	58	
	Conejos	0	1	0	0	0	0	0	8	
	Costilla	0	2	0	0	0	0	0	5	
	Mineral	0	0	0	0	0	0	0	2	
	Rio Grande	2	8	2	10	0	0	0	113	
	Saguache	0	2	0	0	0	0	0	5	
	<b>Total</b>	4	21	2	11	0	0	1	191	
13	Kit Carson	2	2	0	2	0	0	0	18	
	Logan	0	3	0	0	0	0	0	39	
	Morgan	0	8	0	6	0	0	3	93	
	Phillips	0	0	0	0	0	0	0	2	
	Sedgwick	2	0	0	0	0	0	1	4	
	Washington	1	0	0	0	0	0	0	2	
	Yuma	2	5	0	2	0	0	0	17	
	<b>Total</b>	7	18	0	10	0	0	4	175	
14	Grand	2	9	0	0	0	0	0	37	
	Moffat	6	5	0	1	1	0	6	64	
	Routt	2	11	0	3	0	0	0	42	
	<b>Total</b>	10	25	0	4	1	0	6	143	
15	Baca	1	1	0	0	0	0	0	5	
	Cheyenne	1	0	0	0	0	0	0	1	
	Kiowa	2	1	0	0	0	0	0	3	
	Prowers	1	3	0	4	0	0	0	42	
	<b>Total</b>	5	5	0	4	0	0	0	51	
16	Bent	0	4	0	2	0	0	0	23	
	Crowley	0	0	0	0	0	0	1	7	
	Otero	3	10	0	3	0	0	1	57	
	<b>Total</b>	3	14	0	5	0	0	2	87	
17	Adams	54	116	2	72	0	0	31	958	
	Broomfield	9	15	0	16	0	0	3	119	
	<b>Total</b>	63	131	2	88	0	0	34	1,077	
18	Arapahoe	41	153	1	72	0	0	33	1,210	
	Douglas	26	107	1	35	1	1	1	581	
	Elbert	5	5	0	1	0	0	0	40	
	Lincoln	1	7	0	1	0	0	0	17	
	<b>Total</b>	73	272	2	109	1	1	34	1,848	
19	Weld	18	247	0	94	0	1	23	1,277	
20	Boulder	39	168	0	79	0	0	19	783	
21	Mesa	21	53	5	26	0	0	9	429	
22	Dolores	0	0	0	0	0	0	0	0	
	Montezuma	1	4	0	4	0	0	1	70	
	<b>Total</b>	1	4	0	4	0	0	1	70	
<b>State Total</b>		<b>494</b>	<b>2,160</b>	<b>27</b>	<b>874</b>	<b>4</b>	<b>2</b>	<b>415</b>	<b>14,106</b>	
<b>Percent of State Total</b>		<b>4%</b>	<b>15%</b>	<b>0%</b>	<b>6%</b>	<b>0%</b>	<b>0%</b>	<b>3%</b>	<b>100%</b>	



Table 21: District Court Mental Health Filings by Type, FY 2008

District	Court Location	Alcohol /Drugs	Developmentally Disabled	Evaluation	Long Term Certification	Long Term Change of Venue	Other	Short Term	72 Hour Hold	Total
1	Gilpin	0	0	0	0	0	0	0	1	1
	Jefferson	20	3	19	3	0	0	425	0	470
	<b>Total</b>	20	3	19	3	0	0	425	1	471
2	Denver Probate	45	1	22	0	1	1	981	1	1,052
3	Huerfano	0	0	0	0	0	0	3	0	3
	Las Animas	0	0	0	0	0	0	11	0	11
	<b>Total</b>	0	0	0	0	0	0	14	0	14
4	El Paso	12	5	3	0	0	0	413	0	433
	Teller	0	0	0	0	0	0	14	0	14
	<b>Total</b>	12	5	3	0	0	0	427	0	447
5	Clear Creek	0	0	0	0	0	0	0	1	1
	Eagle	0	0	1	0	0	0	1	0	2
	Lake	0	0	0	0	0	0	0	1	1
	Summit	0	0	0	0	0	0	1	1	2
	<b>Total</b>	0	0	1	0	0	0	2	3	6
6	Archuleta	0	0	1	0	0	0	4	7	12
	La Plata	3	1	0	0	0	0	13	40	57
	San Juan	0	0	0	0	0	0	0	0	0
	<b>Total</b>	3	1	1	0	0	0	17	47	69
7	Delta	1	0	1	0	0	0	2	0	4
	Gunnison	0	0	0	0	0	0	2	1	3
	Hinsdale	0	0	0	0	0	0	0	0	0
	Montrose	0	0	0	0	0	0	4	0	4
	Ouray	0	0	0	0	0	0	0	0	0
	San Miguel	0	0	0	0	0	0	0	0	0
	<b>Total</b>	1	0	1	0	0	0	8	1	11
8	Jackson	0	0	0	0	0	0	0	0	0
	Larimer	17	4	7	0	1	1	0	295	325
	<b>Total</b>	17	4	7	0	1	1	0	295	325
9	Garfield	0	0	0	0	0	0	1	0	1
	Pitkin	2	0	0	0	0	0	0	0	2
	Rio Blanco	0	0	0	0	0	0	0	0	0
	<b>Total</b>	2	0	0	0	0	0	1	0	3
10	Pueblo	15	10	2	10	0	117	169	0	323
11	Chaffee	0	0	0	0	0	0	0	6	6
	Custer	0	0	0	0	0	0	1	2	3
	Fremont	0	1	0	0	0	0	29	1	31
	Park	0	0	0	0	0	0	1	5	6
	<b>Total</b>	0	1	0	0	0	0	31	14	46

Table 21: District Court Mental Health Filings by Type, FY 2008

District	Court Location	Alcohol /Drugs	Developmentally Disabled	Evaluation	Long Term Certification	Long Term Change of Venue	Other	Short Term	72 Hour Hold	Total
12	Alamosa	4	0	6	0	0	0	4	4	18
	Conejos	0	0	0	0	0	0	0	0	0
	Costilla	0	0	0	0	0	0	3	0	3
	Mineral	0	0	0	0	0	0	0	0	0
	Rio Grande	1	0	0	0	0	0	1	5	7
	Saguache	0	0	1	0	0	0	0	0	1
	<b>Total</b>	<b>5</b>	<b>0</b>	<b>7</b>	<b>0</b>	<b>0</b>	<b>0</b>	<b>8</b>	<b>9</b>	<b>29</b>
13	Kit Carson	1	0	12	0	0	0	1	1	15
	Logan	5	0	58	0	0	1	2	0	66
	Morgan	2	0	0	0	0	0	10	27	39
	Phillips	2	0	0	0	0	0	1	13	16
	Sedgwick	0	0	0	0	0	0	0	0	0
	Washington	0	0	0	0	0	0	0	5	5
	Yuma	2	0	3	0	0	0	2	1	8
	<b>Total</b>	<b>12</b>	<b>0</b>	<b>73</b>	<b>0</b>	<b>0</b>	<b>1</b>	<b>16</b>	<b>47</b>	<b>149</b>
14	Grand	0	0	0	0	0	0	1	0	1
	Moffat	0	0	0	0	0	0	0	0	0
	Routt	1	0	1	0	0	0	4	0	6
	<b>Total</b>	<b>1</b>	<b>0</b>	<b>1</b>	<b>0</b>	<b>0</b>	<b>0</b>	<b>5</b>	<b>0</b>	<b>7</b>
15	Baca	0	0	0	0	0	0	2	0	2
	Cheyenne	0	0	0	0	0	0	0	2	2
	Kiowa	0	0	0	0	0	0	0	1	1
	Prowers	0	1	0	0	0	0	0	5	6
	<b>Total</b>	<b>0</b>	<b>1</b>	<b>0</b>	<b>0</b>	<b>0</b>	<b>0</b>	<b>2</b>	<b>8</b>	<b>11</b>
16	Bent	0	0	0	0	0	0	4	0	4
	Crowley	0	0	0	0	0	0	1	0	1
	Otero	1	1	0	1	0	0	16	0	19
	<b>Total</b>	<b>1</b>	<b>1</b>	<b>0</b>	<b>1</b>	<b>0</b>	<b>0</b>	<b>21</b>	<b>0</b>	<b>24</b>
17	Adams	5	5	3	17	5	0	302	0	337
	Broomfield	0	0	0	0	0	0	30	0	30
	<b>Total</b>	<b>5</b>	<b>5</b>	<b>3</b>	<b>17</b>	<b>5</b>	<b>0</b>	<b>332</b>	<b>0</b>	<b>367</b>
18	Arapahoe	12	2	7	0	1	1	467	0	490
	Douglas	4	0	3	1	0	0	4	110	122
	Elbert	0	0	0	0	0	0	1	4	5
	Lincoln	0	0	0	0	0	0	3	2	5
	<b>Total</b>	<b>16</b>	<b>2</b>	<b>10</b>	<b>1</b>	<b>1</b>	<b>1</b>	<b>475</b>	<b>116</b>	<b>622</b>
19	Weld	7	1	0	0	0	0	127	1	136
20	Boulder	0	0	0	4	0	0	293	7	304
21	Mesa	9	5	0	0	1	0	266	0	281
22	Dolores	0	0	0	0	0	0	0	0	0
	Montezuma	0	0	0	0	0	0	3	13	16
	<b>Total</b>	<b>0</b>	<b>0</b>	<b>0</b>	<b>0</b>	<b>0</b>	<b>0</b>	<b>3</b>	<b>13</b>	<b>16</b>
<b>State Total</b>		<b>211</b>	<b>45</b>	<b>114</b>	<b>48</b>	<b>12</b>	<b>120</b>	<b>3,388</b>	<b>521</b>	<b>4,713</b>
<b>Percent State Total</b>		<b>4%</b>	<b>1%</b>	<b>2%</b>	<b>1%</b>	<b>0%</b>	<b>3%</b>	<b>72%</b>	<b>11%</b>	<b>100%</b>

Table 22: District Court Probate Filings, FY 2008

District	Court Location	Special Administrator Formal	Special Administrator Informal	Ancillary Proceedings	Conservatorship/ Adult	Conservator/ Guardian
1	Gilpin	0	0	1	0	0
	Jefferson	6	4	6	20	44
	<i>Total</i>	6	4	7	20	44
2	Denver Probate	3	2	12	22	67
3	Huerfano	0	0	7	1	3
	Las Animas	1	0	10	1	2
	<i>Total</i>	1	0	17	2	5
4	El Paso	1	11	17	27	19
	Teller	0	0	5	2	0
	<i>Total</i>	1	11	22	29	19
5	Clear Creek	0	0	2	0	0
	Eagle	0	0	16	2	1
	Lake	0	0	4	0	0
	Summit	0	0	14	0	0
	<i>Total</i>	0	0	36	2	1
6	Archuleta	0	0	19	0	1
	La Plata	0	0	28	1	6
	San Juan	0	0	2	0	0
	<i>Total</i>	0	0	49	1	7
7	Delta	0	1	1	5	4
	Gunnison	0	1	9	1	4
	Hinsdale	0	0	2	0	0
	Montrose	0	0	2	1	8
	Ouray	0	0	1	0	0
	San Miguel	0	0	5	0	0
	<i>Total</i>	0	2	20	7	16
8	Jackson	0	0	3	0	0
	Larimer	0	0	8	9	13
	<i>Total</i>	0	0	11	9	13
9	Garfield	0	0	5	3	2
	Pitkin	0	0	10	1	0
	Rio Blanco	0	0	5	1	0
	<i>Total</i>	0	0	20	5	2
10	Pueblo	1	0	20	7	14
11	Chaffee	0	0	5	0	0
	Custer	0	0	3	0	0
	Fremont	0	0	7	1	2
	Park	0	0	19	0	0
	<i>Total</i>	0	0	34	1	2

Table 22: District Court Probate Filings, FY 2008

District	Court Location	Conservatorship/ Minor	Determination of Heirship	Estate	Guardianship/ Adult	Guardianship/ Minor	Insurance Benefit
1	Gilpin	0	0	4	0	0	0
	Jefferson	31	21	2	71	41	0
	<b>Total</b>	<b>31</b>	<b>21</b>	<b>6</b>	<b>71</b>	<b>41</b>	<b>0</b>
2	Denver Probate	21	9	13	88	122	0
3	Huerfano	0	1	1	1	3	0
	Las Animas	0	3	0	4	0	0
	<b>Total</b>	<b>0</b>	<b>4</b>	<b>1</b>	<b>5</b>	<b>3</b>	<b>0</b>
4	El Paso	28	7	1	110	120	0
	Teller	3	0	0	3	2	0
	<b>Total</b>	<b>31</b>	<b>7</b>	<b>1</b>	<b>113</b>	<b>122</b>	<b>0</b>
5	Clear Creek	1	0	3	0	2	0
	Eagle	4	7	2	2	12	0
	Lake	0	0	3	3	2	0
	Summit	1	0	0	0	3	0
	<b>Total</b>	<b>6</b>	<b>7</b>	<b>8</b>	<b>5</b>	<b>19</b>	<b>0</b>
6	Archuleta	1	1	0	3	1	0
	La Plata	5	5	0	7	2	0
	San Juan	0	0	0	0	0	0
	<b>Total</b>	<b>6</b>	<b>6</b>	<b>0</b>	<b>10</b>	<b>3</b>	<b>0</b>
7	Delta	4	2	0	4	1	0
	Gunnison	1	1	1	2	0	0
	Hinsdale	0	0	5	0	0	0
	Montrose	3	5	0	7	3	0
	Ouray	1	1	0	1	0	0
	San Miguel	0	0	3	0	1	0
	<b>Total</b>	<b>9</b>	<b>9</b>	<b>9</b>	<b>14</b>	<b>5</b>	<b>0</b>
8	Jackson	0	0	0	0	0	0
	Larimer	17	6	2	31	15	0
	<b>Total</b>	<b>17</b>	<b>6</b>	<b>2</b>	<b>31</b>	<b>15</b>	<b>0</b>
9	Garfield	2	1	0	1	2	0
	Pitkin	1	0	2	0	1	0
	Rio Blanco	1	1	2	2	0	0
	<b>Total</b>	<b>4</b>	<b>2</b>	<b>4</b>	<b>3</b>	<b>3</b>	<b>0</b>
10	Pueblo	12	2	0	28	18	0
11	Chaffee	0	1	1	1	3	0
	Custer	0	0	2	0	0	0
	Fremont	0	9	0	10	5	0
	Park	0	1	23	1	1	0
	<b>Total</b>	<b>0</b>	<b>11</b>	<b>26</b>	<b>12</b>	<b>9</b>	<b>0</b>

Table 22: District Court Probate Filings, FY 2008

District	Court Location	Intestate		Personal Injury Settlement -		Public Administrator Statement	Personal Injury Settlement	Small Estates
		Formal	Informal	Insurance	Other			
1	Gilpin	0	0	0	0	0	0	0
	Jefferson	2	161	48	7	3	5	8
	<b>Total</b>	2	161	48	7	3	5	8
2	Denver Probate	31	234	31	12	55	29	1
3	Huerfano	1	9	0	1	0	0	0
	Las Animas	0	13	0	0	0	0	0
	<b>Total</b>	1	22	0	1	0	0	0
4	El Paso	23	204	15	3	0	36	4
	Teller	0	8	1	0	0	0	0
	<b>Total</b>	23	212	16	3	0	36	4
5	Clear Creek	0	6	0	0	0	0	0
	Eagle	0	11	2	0	0	2	3
	Lake	0	4	1	0	0	0	0
	Summit	0	4	0	2	0	3	0
	<b>Total</b>	0	25	3	2	0	5	3
6	Archuleta	0	10	0	0	0	1	0
	La Plata	2	16	3	3	0	3	0
	San Juan	0	1	0	0	0	0	0
	<b>Total</b>	2	27	3	3	0	4	0
7	Delta	3	25	0	0	0	1	0
	Gunnison	0	7	0	0	0	1	2
	Hinsdale	0	0	0	0	0	0	0
	Montrose	3	26	0	3	0	0	0
	Ouray	0	0	0	0	0	0	0
	San Miguel	0	0	0	0	0	0	0
	<b>Total</b>	6	58	0	3	0	2	2
8	Jackson	0	3	0	1	0	0	0
	Larimer	5	68	9	3	0	6	0
	<b>Total</b>	5	71	9	4	0	6	0
9	Garfield	2	24	2	1	0	3	0
	Pitkin	0	9	1	0	0	0	0
	Rio Blanco	2	10	0	0	0	2	1
	<b>Total</b>	4	43	3	1	0	5	1
10	Pueblo	12	77	13	1	6	5	0
11	Chaffee	2	8	0	0	0	0	0
	Custer	0	3	0	0	0	0	1
	Fremont	1	24	3	0	0	1	0
	Park	0	3	1	1	0	1	4
	<b>Total</b>	3	38	4	1	0	2	5

Table 22: District Court Probate Filings, FY 2008

District	Court Location	Single Transaction	Testate Formal	Testate Informal	Trust	Uniform Veterans	Will Transfer	Total
						Guardianship Act		
1	Gilpin	0	1	5	0	0	0	11
	Jefferson	4	32	754	43	3	1	1,317
	<b>Total</b>	4	33	759	43	3	1	1,328
2	Denver Probate	1	57	837	108	4	4	1,763
3	Huerfano	0	4	13	0	0	0	45
	Las Animas	0	1	16	1	0	0	52
	<b>Total</b>	0	5	29	1	0	0	97
4	El Paso	4	32	605	15	4	2	1,288
	Teller	0	0	17	0	0	0	41
	<b>Total</b>	4	32	622	15	4	2	1,329
5	Clear Creek	0	0	5	0	0	0	19
	Eagle	0	1	35	1	0	0	101
	Lake	0	1	6	1	0	0	25
	Summit	0	1	12	0	0	0	40
	<b>Total</b>	0	3	58	2	0	0	185
6	Archuleta	0	0	15	0	0	0	52
	La Plata	0	3	50	1	0	0	135
	San Juan	0	0	1	0	0	0	4
	<b>Total</b>	0	3	66	1	0	0	191
7	Delta	0	5	53	1	0	0	110
	Gunnison	0	2	22	1	0	0	55
	Hinsdale	0	0	0	0	0	0	7
	Montrose	0	7	48	1	0	1	118
	Ouray	0	0	2	2	0	0	8
	San Miguel	0	0	4	0	0	0	13
	<b>Total</b>	0	14	129	5	0	1	311
8	Jackson	0	1	7	1	0	0	16
	Larimer	0	19	335	9	0	0	555
	<b>Total</b>	0	20	342	10	0	0	571
9	Garfield	0	7	51	0	0	0	106
	Pitkin	0	0	17	2	0	0	44
	Rio Blanco	0	1	9	0	0	0	37
	<b>Total</b>	0	8	77	2	0	0	187
10	Pueblo	0	23	228	5	3	0	475
11	Chaffee	0	0	32	1	0	0	54
	Custer	0	1	2	2	0	0	14
	Fremont	0	3	51	0	0	0	117
	Park	0	2	10	0	0	0	67
	<b>Total</b>	0	6	95	3	0	0	252

Table 22: District Court Probate Filings, FY 2008

District	Court Location	Special Administrator Formal	Special Administrator Informal	Ancillary Proceedings	Conservatorship/ Adult	Conservator/ Guardian
12	Alamosa	0	1	3	2	0
	Conejos	0	0	4	0	0
	Costilla	0	0	31	0	0
	Mineral	0	0	3	0	0
	Rio Grande	0	0	12	2	0
	Saguache	0	0	6	0	1
	<i>Total</i>	<i>0</i>	<i>1</i>	<i>59</i>	<i>4</i>	<i>1</i>
13	Kit Carson	0	0	4	0	0
	Logan	0	0	5	2	1
	Morgan	0	0	2	0	9
	Phillips	0	0	3	0	0
	Sedgwick	0	0	2	0	0
	Washington	0	0	4	0	0
	Yuma	0	0	2	0	0
	<i>Total</i>	<i>0</i>	<i>0</i>	<i>22</i>	<i>2</i>	<i>10</i>
14	Grand	0	1	8	1	0
	Moffat	0	1	6	0	1
	Routt	0	1	15	1	0
	<i>Total</i>	<i>0</i>	<i>3</i>	<i>29</i>	<i>2</i>	<i>1</i>
15	Baca	0	0	7	2	0
	Cheyenne	0	0	3	0	1
	Kiowa	0	0	4	0	0
	Prowers	0	0	5	4	0
	<i>Total</i>	<i>0</i>	<i>0</i>	<i>19</i>	<i>6</i>	<i>1</i>
16	Bent	0	0	0	1	1
	Crowley	0	0	0	0	0
	Otero	1	0	0	0	2
	<i>Total</i>	<i>1</i>	<i>0</i>	<i>0</i>	<i>1</i>	<i>3</i>
17	Adams	7	0	4	8	27
	Broomfield	0	0	1	0	4
	<i>Total</i>	<i>7</i>	<i>0</i>	<i>5</i>	<i>8</i>	<i>31</i>
18	Arapahoe	5	0	12	22	33
	Douglas	0	0	6	2	7
	Elbert	0	0	2	1	2
	Lincoln	0	1	0	0	0
	<i>Total</i>	<i>5</i>	<i>1</i>	<i>20</i>	<i>25</i>	<i>42</i>
19	Weld	1	1	16	4	7
20	Boulder	2	0	13	4	13
21	Mesa	1	0	6	11	25
22	Dolores	0	0	1	0	0
	Montezuma	0	2	2	4	4
	<i>Total</i>	<i>0</i>	<i>2</i>	<i>3</i>	<i>4</i>	<i>4</i>
<i>State Total</i>		<i>29</i>	<i>27</i>	<i>440</i>	<i>176</i>	<i>328</i>
<i>Percent of State Total</i>		<i>0%</i>	<i>0%</i>	<i>4%</i>	<i>2%</i>	<i>3%</i>

Table 22: District Court Probate Filings, FY 2008

District	Court Location	Conservatorship/ Minor	Determination of Heirship	Estate	Guardianship/ Adult	Guardianship/ Minor	Insurance Benefit
12	Alamosa	3	2	4	3	0	0
	Conejos	0	0	1	6	1	0
	Costilla	1	11	0	1	1	0
	Mineral	1	0	2	0	0	0
	Rio Grande	1	0	4	6	2	0
	Saguache	0	1	1	0	0	0
	<i>Total</i>	6	14	12	16	4	0
13	Kit Carson	0	9	1	1	0	0
	Logan	1	1	1	1	0	0
	Morgan	2	10	2	2	2	0
	Phillips	2	0	0	0	0	0
	Sedgwick	0	1	2	0	0	0
	Washington	0	3	0	3	0	0
	Yuma	0	3	3	1	0	0
<i>Total</i>	5	27	9	8	2	0	
14	Grand	1	4	3	1	2	0
	Moffat	5	2	1	1	6	0
	Routt	1	0	11	0	3	0
	<i>Total</i>	7	6	15	2	11	0
15	Baca	0	1	0	2	1	0
	Cheyenne	2	0	0	3	0	0
	Kiowa	1	0	0	0	1	0
	Prowers	2	4	1	4	8	0
	<i>Total</i>	5	5	1	9	10	0
16	Bent	3	3	0	4	5	0
	Crowley	1	0	1	0	0	0
	Otero	4	7	0	5	1	0
	<i>Total</i>	8	10	1	9	6	0
17	Adams	8	0	0	39	33	1
	Broomfield	3	0	13	6	10	0
	<i>Total</i>	11	0	13	45	43	1
18	Arapahoe	51	10	5	83	61	1
	Douglas	25	0	11	12	20	0
	Elbert	2	0	2	2	1	0
	Lincoln	0	0	0	0	1	0
	<i>Total</i>	78	10	18	97	83	1
19	Weld	13	2	2	21	18	0
20	Boulder	16	1	14	24	17	0
21	Mesa	6	15	5	30	8	0
22	Dolores	0	2	1	1	4	0
	Montezuma	2	6	1	3	5	0
	<i>Total</i>	2	8	2	4	9	0
<i>State Total</i>		<b>294</b>	<b>182</b>	<b>162</b>	<b>645</b>	<b>571</b>	<b>2</b>
<i>Percent of State Total</i>		<b>3%</b>	<b>2%</b>	<b>1%</b>	<b>6%</b>	<b>5%</b>	<b>0%</b>



Table 22: District Court Probate Filings, FY 2008

District	Court Location	Personal Injury Settlement -				Public Administrator Statement	Personal Injury Settlement	Small Estates
		Intestate Formal	Intestate Informal	Insurance	Other			
12	Alamosa	1	8	2	0	0	2	0
	Conejos	1	4	0	0	0	1	0
	Costilla	0	20	1	0	0	0	0
	Mineral	0	0	0	0	0	0	0
	Rio Grande	1	6	0	0	0	0	0
	Saguache	1	6	0	0	0	0	1
	<b>Total</b>		<b>4</b>	<b>44</b>	<b>3</b>	<b>0</b>	<b>0</b>	<b>3</b>
13	Kit Carson	1	7	0	0	0	0	0
	Logan	1	19	1	0	0	1	0
	Morgan	2	9	0	1	0	1	0
	Phillips	1	6	2	0	0	0	0
	Sedgwick	0	4	0	0	0	0	0
	Washington	1	3	0	0	0	0	0
	Yuma	2	15	0	0	0	1	0
<b>Total</b>		<b>8</b>	<b>63</b>	<b>3</b>	<b>1</b>	<b>0</b>	<b>3</b>	<b>0</b>
14	Grand	0	4	1	1	0	1	0
	Moffat	1	8	0	1	0	1	1
	Routt	1	12	0	1	0	0	0
	<b>Total</b>	<b>2</b>	<b>24</b>	<b>1</b>	<b>3</b>	<b>0</b>	<b>2</b>	<b>1</b>
15	Baca	0	8	0	0	0	0	0
	Cheyenne	0	4	0	0	0	0	0
	Kiowa	0	5	0	0	0	0	0
	Prowers	2	9	0	0	0	0	0
	<b>Total</b>	<b>2</b>	<b>26</b>	<b>0</b>	<b>0</b>	<b>0</b>	<b>0</b>	<b>0</b>
16	Bent	1	5	0	0	0	0	0
	Crowley	0	4	1	0	0	0	0
	Otero	3	7	0	0	0	0	0
	<b>Total</b>	<b>4</b>	<b>16</b>	<b>1</b>	<b>0</b>	<b>0</b>	<b>0</b>	<b>0</b>
17	Adams	20	107	17	3	1	25	0
	Broomfield	1	11	1	3	0	0	0
	<b>Total</b>	<b>21</b>	<b>118</b>	<b>18</b>	<b>6</b>	<b>1</b>	<b>25</b>	<b>0</b>
18	Arapahoe	9	150	32	3	0	24	0
	Douglas	7	58	12	3	0	19	1
	Elbert	1	8	1	0	0	0	0
	Lincoln	2	3	0	0	0	0	6
	<b>Total</b>	<b>19</b>	<b>219</b>	<b>45</b>	<b>6</b>	<b>0</b>	<b>43</b>	<b>7</b>
19	Weld	12	64	15	1	0	17	0
20	Boulder	6	68	12	4	0	14	1
21	Mesa	4	55	7	2	5	9	0
22	Dolores	1	1	0	1	0	0	0
	Montezuma	0	12	0	0	0	3	1
	<b>Total</b>	<b>1</b>	<b>13</b>	<b>0</b>	<b>1</b>	<b>0</b>	<b>3</b>	<b>1</b>
<b>State Total</b>		<b>172</b>	<b>1,678</b>	<b>235</b>	<b>62</b>	<b>70</b>	<b>218</b>	<b>35</b>
<b>Percent of State Total</b>		<b>1%</b>	<b>15%</b>	<b>2%</b>	<b>1%</b>	<b>1%</b>	<b>2%</b>	<b>0%</b>

Table 22: District Court Probate Filings, FY 2008

District	Court Location	Single Transaction	Testate Formal	Testate Informal	Trust	Uniform Veterans	Will Transfer	Total
						Guardianship Act		
12	Alamosa	0	1	11	0	0	0	43
	Conejos	0	0	7	1	0	0	26
	Costilla	0	5	20	0	0	0	91
	Mineral	0	0	1	0	0	0	7
	Rio Grande	0	4	17	1	1	0	57
	Saguache	0	0	4	0	0	0	21
	<b>Total</b>		0	10	60	2	1	0
13	Kit Carson	0	0	10	1	1	0	35
	Logan	0	1	42	0	0	0	77
	Morgan	0	13	30	1	0	0	86
	Phillips	0	0	18	0	0	0	32
	Sedgwick	0	0	4	0	0	0	13
	Washington	0	2	15	1	0	0	32
	Yuma	0	4	31	1	0	0	63
<b>Total</b>		0	20	150	4	1	0	338
14	Grand	0	3	11	0	0	0	42
	Moffat	0	1	12	0	0	0	48
	Routt	0	2	17	2	0	0	67
	<b>Total</b>		0	6	40	2	0	0
15	Baca	0	0	13	0	0	0	34
	Cheyenne	0	0	6	1	0	0	20
	Kiowa	0	0	3	0	0	0	14
	Prowers	0	0	26	1	0	0	66
	<b>Total</b>		0	0	48	2	0	0
16	Bent	0	2	12	0	1	0	38
	Crowley	0	0	5	0	0	0	12
	Otero	0	7	21	1	0	0	59
	<b>Total</b>		0	9	38	1	1	0
17	Adams	2	33	259	6	0	1	601
	Broomfield	0	1	39	0	0	0	93
	<b>Total</b>		2	34	298	6	0	1
18	Arapahoe	4	33	651	23	1	2	1,215
	Douglas	0	7	107	6	0	0	303
	Elbert	0	1	24	0	0	0	47
	Lincoln	0	1	18	0	0	0	32
	<b>Total</b>		4	42	800	29	1	2
19	Weld	1	14	214	9	1	0	433
20	Boulder	3	28	344	32	2	3	621
21	Mesa	3	19	192	11	1	0	415
22	Dolores	0	1	4	0	0	0	17
	Montezuma	0	2	55	0	0	0	102
	<b>Total</b>		0	3	59	0	0	0
<b>State Total</b>		<b>22</b>	<b>389</b>	<b>5,485</b>	<b>293</b>	<b>22</b>	<b>14</b>	<b>11,551</b>
<b>Percent of State Total</b>		<b>0%</b>	<b>3%</b>	<b>47%</b>	<b>3%</b>	<b>0%</b>	<b>0%</b>	<b>100%</b>

# Section IV: County Court



## COUNTY COURT JUDGES

### FIRST JUDICIAL DISTRICT

Gilpin Frederic B. Rodgers  
 Jefferson Judy L. Archuleta  
 James C. Demlow  
 John DeVita \*  
 Charles T. Hoppin  
 Tina Olsen  
 Roy G. Olson, Jr.  
 Thomas E. Vance

### DENVER COUNTY COURT

Denver Andrew S. Armatas,  
 Presiding Judge  
 Johnny C. Barajas  
 Larry L. Bohning  
 Kathleen M. Bowers  
 James B. Breese  
 Doris E. Burd  
 Brian T. Campbell  
 Mary Celeste  
 Robert B. Crew, Jr.  
 Herbert H. Galchinsky  
 Alfred C. Harrell  
 Claudia J. Jordan  
 John M. Marcucci  
 Melvin Okamoto  
 Aleene Ortiz-White  
 Robert Patterson  
 Raymond N. Satter

### THIRD JUDICIAL DISTRICT

Huerfano Ellen Haskins-Trujillo  
 Las Animas Bruce Billings

### FOURTH JUDICIAL DISTRICT

El Paso Christopher E. Acker  
 Karla J. Hansen  
 Barney Iuppa  
 Larry D. Martin  
 James S. Patterson  
 Stephen J. Sletta  
 Jonathan L. Walker  
 Daniel S. Wilson  
 Teller Jackson L. Peters, Jr.

### FIFTH JUDICIAL DISTRICT

Clear Creek Rachel Olguin-Fresquez  
 Eagle Katharine T. Sullivan  
 Lake Wayne Patton  
 Summit Edward J. Casias

### SIXTH JUDICIAL DISTRICT

Archuleta James E. Denvir  
 La Plata Martha T. Minot  
 San Juan Lyndon K. Skinner

### SEVENTH JUDICIAL DISTRICT

Delta Sandra K. Miller  
 Gunnison Ben F. Eden  
 Hinsdale Alvin K. Lutz  
 Montrose Diana Barber  
 John J. Mitchel  
 Ouray David S. Westfall  
 San Miguel Sharon E. Shuteran

### EIGHTH JUDICIAL DISTRICT

Jackson Rex A. Shaw  
 Larimer Christine A. Carney  
 Peter Schoon  
 Ronald L. Schultz  
 C. Edward Stirman

### NINTH JUDICIAL DISTRICT

Garfield Jason D. Jovanovich  
 Paul Metzger  
 Pitkin Erin Fernandez-Ely  
 Rio Blanco Laurie Anne Noble

### TENTH JUDICIAL DISTRICT

Pueblo Steven Bruce Fieldman (9)  
 Kathleen K. Hearn  
 Ernest J. Ruybalid

### ELEVENTH JUDICIAL DISTRICT

Chaffee William P. Alderton  
 Custer Peter F. Michaelson  
 Fremont Norman C. Cooling  
 Park Brian L. Green

### TWELFTH JUDICIAL DISTRICT

Alamosa Michael A. Gonzales (6)  
 Conejos Mary E. Garcia (7)  
 Costilla Kimberly Wood  
 Mineral Frank S. Lentz  
 Rio Grande Michael H. Trujillo  
 Saguache Amanda K. Pearson

### THIRTEENTH JUDICIAL DISTRICT

Kit Carson Michael Grinnan  
 Logan Robert B. Smith  
 Morgan Michael J. Schingle  
 Phillips David O. Colver  
 Sedgwick Max E. Carlson  
 Washington Carl S. McGuire  
 Yuma Sara Marie Wagers-  
 Johnson (7)

### FOURTEENTH JUDICIAL DISTRICT

Grand Ben W. McClelland (2)  
 Moffat Sandra Gardner  
 Routt James H. Garrecht

### FIFTEENTH JUDICIAL DISTRICT

Baca W. Michael Porter  
 Cheyenne Clifford E. Mays  
 Kiowa Gary W. Davis  
 Prowers Larry E. Stutler

### SIXTEENTH JUDICIAL DISTRICT

Bent Mark A. MacDonnell  
 Crowley Suzanne A. Grant (1)  
 Otero Douglas R. Manley

### SEVENTEENTH JUDICIAL DISTRICT

Adams Cindy H. Bruner  
 Michael A. Cox  
 Robert S. Doyle  
 Dianna Roybal  
 Sabino E. Romano  
 Jeffrey L. Romeo  
 Broomfield Amy Bockman

### EIGHTEENTH JUDICIAL DISTRICT

Arapahoe Alex R. Bencze  
 Christine M. Chauche  
 Christopher C. Cross  
 Ethan D. Feldman  
 Dana E. Murray  
 Anne M. Ollada  
 Robert C. Tobias  
 Douglas Monica Jo Gomez  
 Michelle A. Marker  
 Susanna Meissner-Cutler  
 Elbert Palmer L. Boyette (8)  
 Lincoln Truston Lee Fisher

### NINETEENTH JUDICIAL DISTRICT

Weld Timothy G. Kerns (3)  
 Michele L. Meyer (4)  
 Dana J. Nichols (5\*)  
 Charles S. Unfug

### TWENTIETH JUDICIAL DISTRICT

Boulder David A. Archuleta  
 Noel E. Blum  
 Carolyn Hoyer Enichen  
 Thomas J. B. Reed  
 John F. Stavely

### TWENTY-FIRST JUDICIAL DISTRICT

Mesa Craig P. Henderson  
 Gretchen Buck Larson  
 Bruce R. Raam

### TWENTY-SECOND JUDICIAL DISTRICT

Dolores Ernest Dale Boyd  
 Montezuma Todd J. Plewe

- (1) Replaced Hon. Michael B. Mc Donell
  - (2) Replaced Hon. Mary Hoak
  - (3) Replaced Hon. Frank G. Henderson
  - (4) Replaced Hon. Lynn Karowsky
  - (5) Replaced Hon. Julie Hoskins
  - (6) Replaced Hon. Martin A. Gonzales
  - (7) Replaced Hon. Gordon J. Bosa
  - (8) Replaced Hon. Kevin Sidel
  - (9) Replaced Hon. Adele K. Anderson
- \*New position authorized by HB07-1054

## County Court

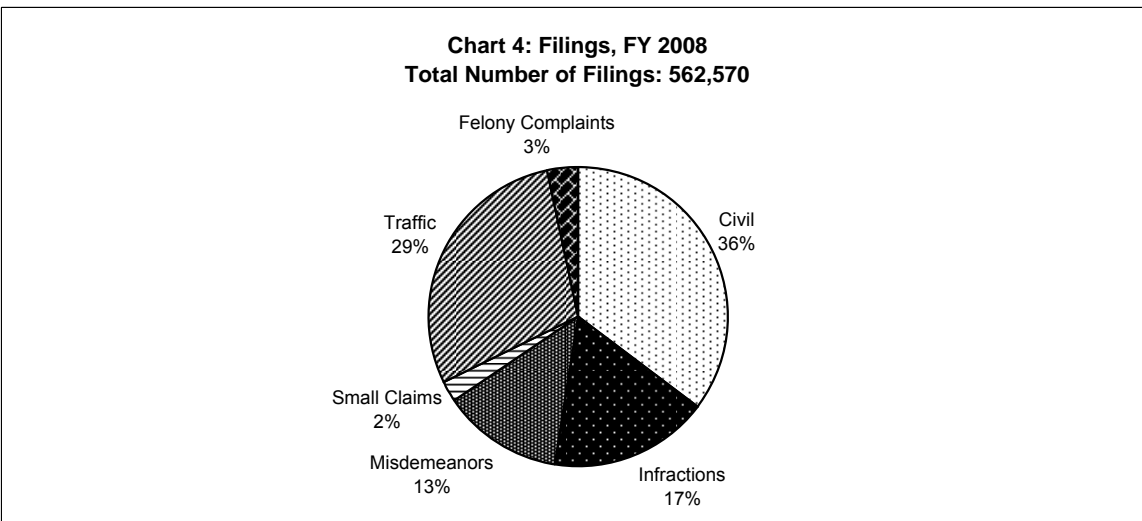
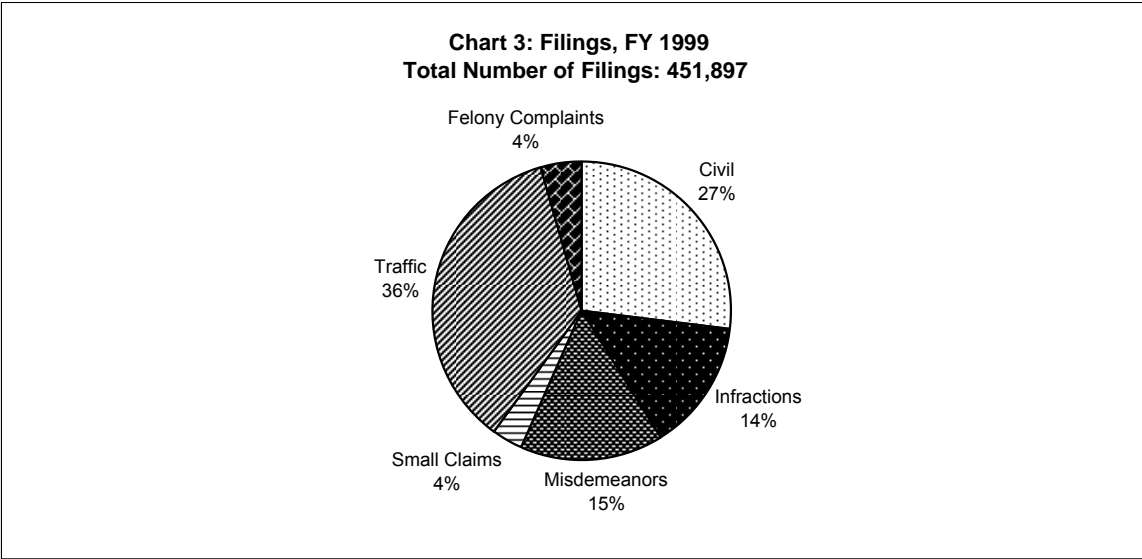
Colorado's county courts serve the citizens of each of the state's 64 counties. Every county has a county court served by one or more judges. County judges handle cases involving serious public safety issues such as misdemeanor cases, felony advisements, setting bonds, and preliminary hearings. County judges also issue search warrants and protection orders in cases involving domestic violence, preside over traffic cases, civil actions involving no more than \$15,000, and conduct jury trials. Appeals from the county court may be made to the district court.

Small claims courts are divisions of county court. Individuals are allowed to argue their own cases and to have speedy decisions on civil matters involving no more than \$7,500. Court sessions are held during the day or evening to accommodate the public. There are no jury trials in small claims courts, and magistrates sometimes hear these cases rather than a judge. No plaintiff may file more than two claims per month or eighteen claims per year in small claims court.

In Fiscal Year 2008, Colorado county courts had 562,570 cases filed and were able to terminate 556,859 cases during that same period. During the past 10 years, county court filings have increased 24.49 percent, rising from 451,897 to the current level of cases filed, with the greatest area of increase occurring in civil filings.

Specific information regarding each of the county courts is available at <http://www.courts.state.co.us/district/counties.htm>.

**County Court Case Filings -- Proportion of Cases by Type  
Ten Year Comparison**



**Table 23: County Court Filings, Terminations, and Percent Change: FY 2007, FY 2008**  
(Does not include Denver County Court)

<b>Filings Compared to Previous Year</b>			
<b>Case Class</b>	<b>FY07</b>	<b>FY08</b>	<b>Percent Change</b>
Civil	184,994	198,229	7.15%
Infractions	95,421	96,483	1.11%
Misdemeanors	74,094	74,136	0.06%
Small Claims	12,880	12,600	-2.17%
Traffic	165,298	162,729	-1.55%
Felony Complaints	18,510	18,393	-0.63%
<b>Total</b>	<b>551,197</b>	<b>562,570</b>	<b>2.06%</b>

<b>Terminations Compared to Previous Year</b>			
<b>Case Class</b>	<b>FY07</b>	<b>FY08</b>	<b>Percent Change</b>
Civil	181,463	193,836	6.82%
Infractions	95,218	96,681	1.54%
Misdemeanors	73,451	78,886	7.40%
Small Claims	12,933	12,778	-1.20%
Traffic	162,482	174,678	7.51%
Felony Complaints	18,510	18,393	-0.63%
<b>Total with Felony Complaints</b>	<b>544,057</b>	<b>575,252</b>	<b>5.73%</b>
<b>Total without Felony Complaints</b>	<b>525,547</b>	<b>556,859</b>	<b>5.96%</b>

**Table 24: County Court Caseload FY1999 to FY2008  
(Does not include Denver County Court)**

	<b>FY99</b>	<b>FY00</b>	<b>FY01</b>	<b>FY02</b>	<b>FY03</b>	<b>FY04</b>	<b>FY05</b>	<b>FY06</b>	<b>FY07</b>	<b>FY08</b>
<b>CIVIL</b>										
New Cases Filed	121,897	127,017	139,919	151,905	165,210	165,324	175,847	176,244	184,994	198,229
Cases Terminated	124,746	137,436	138,581	151,773	162,492	165,761	174,773	176,714	181,463	193,836
<b>INFRACTIONS</b>										
New Cases Filed	64,018	70,094	70,090	69,800	74,947	82,732	107,780	101,386	95,421	96,483
Cases Terminated	66,127	70,776	73,560	72,824	73,597	82,382	103,978	105,440	95,218	96,681
<b>MISDEMEANORS</b>										
New Cases Filed	69,932	73,853	72,354	72,973	74,367	74,779	72,607	75,703	74,094	74,136
Cases Terminated	73,182	76,011	71,727	75,212	72,932	74,168	71,386	74,938	73,451	78,886
<b>SMALL CLAIMS</b>										
New Cases Filed	15,888	15,568	14,961	15,591	15,438	14,292	13,588	13,380	12,880	12,600
Cases Terminated	16,747	17,174	14,587	15,624	15,036	15,113	14,005	13,329	12,933	12,778
<b>TRAFFIC</b>										
New Cases Filed	159,861	140,183	133,860	138,439	149,720	159,413	167,488	168,155	165,298	162,729
Cases Terminated	170,316	168,898	139,866	139,995	144,555	156,139	161,433	165,823	162,482	174,678
<b>FELONY COMPLAINTS (a)</b>	20,301	20,010	13,445	21,285	18,833	17,554	18,137	21,268	18,510	18,393
<b>TOTAL</b>										
<i>New Cases Filed</i>	<b>467,662</b>	<b>446,725</b>	<b>444,629</b>	<b>469,993</b>	<b>498,515</b>	<b>514,094</b>	<b>555,447</b>	<b>556,136</b>	<b>551,197</b>	<b>562,570</b>
<i>Cases Terminated (b)</i>	<b>448,664</b>	<b>470,295</b>	<b>438,321</b>	<b>455,428</b>	<b>468,612</b>	<b>493,563</b>	<b>525,575</b>	<b>536,244</b>	<b>525,547</b>	<b>556,859</b>

(a) Felony complaints represent the number of criminal cases, docketed as (CR), that begin in county court. The processing of felony cases varies between locations. The counties processing CR cases hear advisements. Some counties do preliminary hearings in county court before moving the case to district court for completion of the felony process. The case can also be reduced to a misdemeanor and remain in county court. The cases retain the same docket number in either county or district court.

(b) Does not include felony complaints.



Table 25: County Court Filings, Terminations, and Percent Change: FY 2007, FY 2008

District	Filings			Terminations(b)		
	FY07	FY08	Percent Change	FY07	FY08	Percent Change
1	65,573	67,091	2.31%	60,176	65,062	8.12%
2(a)	177,044	195,480	10.41%	n/a	n/a	n/a
3	4,384	5,223	19.14%	4,982	4,940	-0.84%
4	79,326	81,579	2.84%	79,273	78,891	-0.48%
5	17,878	16,540	-7.48%	16,596	15,624	-5.86%
6	6,620	7,427	12.19%	6,628	7,003	5.66%
7	12,717	12,394	-2.54%	10,678	11,774	10.26%
8	30,957	31,776	2.65%	32,473	45,027	38.66%
9	11,046	11,247	1.82%	10,179	10,859	6.68%
10	20,006	22,171	10.82%	19,825	21,830	10.11%
11	13,052	13,978	7.09%	13,786	14,038	1.83%
12	9,526	9,289	-2.49%	9,166	8,162	-10.95%
13	12,349	12,490	1.14%	12,911	12,450	-3.57%
14	8,331	7,747	-7.01%	7,642	7,060	-7.62%
15	4,747	5,272	11.06%	5,328	4,977	-6.59%
16	4,632	4,472	-3.45%	4,716	4,305	-8.72%
17	74,801	74,271	-0.71%	69,648	72,364	3.90%
18	98,028	100,764	2.79%	101,113	93,189	-7.84%
19	27,333	29,201	6.83%	25,624	30,671	19.70%
20	27,952	27,550	-1.44%	25,590	25,772	0.71%
21	18,132	18,268	0.75%	16,282	19,320	18.66%
22	3,807	3,820	0.34%	3,628	3,541	-2.40%
<b>State Total Without Denver County Court</b>						
	<b>556,136</b>	<b>562,570</b>	<b>1.16%</b>	<b>536,244</b>	<b>556,859</b>	<b>3.84%</b>
<b>State Total</b>						
	<b>728,241</b>	<b>758,050</b>	<b>4.09%</b>	<b>n/a</b>	<b>n/a</b>	<b>n/a</b>

(a) Denver County Court statistics are based on calendar year 2006

(b) Does not include felony complaints.

Table 26: County Court Filings and Terminations, FY 2008

District	Court Location	Civil		Felony		Misdemeanor		Infractions	
		Filings	Term.	Filings	Term.	Filings	Term.	Filings	Term.
1	Gilpin	194	154	104	104	453	529	180	176
	Jefferson	26,118	25,879	3,386	3,386	7,506	7,935	8,783	8,850
	<b>Total</b>	<b>26,312</b>	<b>26,033</b>	<b>3,490</b>	<b>3,490</b>	<b>7,959</b>	<b>8,464</b>	<b>8,963</b>	<b>9,026</b>
2	Denver(a)	35,986	n/a <sup>(b)</sup>	7,425	n/a <sup>(b)</sup>	18,011	n/a <sup>(b)</sup>	n/a <sup>(c)</sup>	n/a <sup>(b)</sup>
3	Huerfano	246	222	22	22	288	289	372	360
	Las Animas	693	666	8	8	579	567	1,020	1,077
	<b>Total</b>	<b>939</b>	<b>888</b>	<b>30</b>	<b>30</b>	<b>867</b>	<b>856</b>	<b>1,392</b>	<b>1,437</b>
4	El Paso	31,699	30,779	438	438	10,169	10,078	13,052	12,878
	Teller	624	645	30	30	531	538	526	488
	<b>Total</b>	<b>32,323</b>	<b>31,424</b>	<b>468</b>	<b>468</b>	<b>10,700</b>	<b>10,616</b>	<b>13,578</b>	<b>13,366</b>
5	Clear Creek	216	214	97	97	354	356	942	935
	Eagle-Basalt	98	65	0	0	89	85	164	160
	Eagle	801	819	505	505	1,023	997	1,530	1,583
	Lake	274	237	97	97	307	321	244	249
	Summit	484	509	315	315	1,008	1,056	1,181	1,217
	<b>Total</b>	<b>1,873</b>	<b>1,844</b>	<b>1,014</b>	<b>1,014</b>	<b>2,781</b>	<b>2,815</b>	<b>4,061</b>	<b>4,144</b>
6	Archuleta	325	307	109	109	266	255	453	437
	La Plata	1,375	1,426	201	201	957	951	1,064	1,023
	San Juan	11	12	1	1	37	33	5	3
	<b>Total</b>	<b>1,711</b>	<b>1,745</b>	<b>311</b>	<b>311</b>	<b>1,260</b>	<b>1,239</b>	<b>1,522</b>	<b>1,463</b>
7	Delta	952	925	226	226	651	602	467	476
	Gunnison	269	265	115	115	399	392	642	647
	Hinsdale	6	4	0	0	15	33	10	10
	Montrose-Nucla	66	71	13	13	50	60	58	58
	Montrose	1,560	1,591	292	292	907	961	713	722
	Ouray	82	83	22	22	132	133	399	394
	San Miguel	131	126	91	91	241	255	172	172
	<b>Total</b>	<b>3,066</b>	<b>3,065</b>	<b>759</b>	<b>759</b>	<b>2,395</b>	<b>2,436</b>	<b>2,461</b>	<b>2,479</b>
8	Jackson	17	13	0	0	25	17	33	34
	Larimer	7,725	7,215	64	64	3,903	7,868	4,970	4,992
	Larimer-Loveland	2,360	2,436	0	0	2,143	1,918	0	0
	<b>Total</b>	<b>10,102</b>	<b>9,664</b>	<b>64</b>	<b>64</b>	<b>6,071</b>	<b>9,803</b>	<b>5,003</b>	<b>5,026</b>
9	Garfield	1,667	1,605	260	260	592	616	736	745
	Garfield-Rifle	127	120	0	0	873	830	707	727
	Pitkin	265	279	12	12	278	266	179	175
	Rio Blanco-Meeker	77	77	11	11	132	143	431	467
	Rio Blanco-Rangely	33	29	0	0	87	82	221	216
	<b>Total</b>	<b>2,169</b>	<b>2,110</b>	<b>283</b>	<b>283</b>	<b>1,962</b>	<b>1,937</b>	<b>2,274</b>	<b>2,330</b>
10	Pueblo	10,091	10,086	116	116	3,014	2,984	3,263	3,354
11	Chaffee	431	402	10	10	699	668	3,482	3,525
	Custer	69	69	3	3	62	51	185	192
	Fremont	1,616	1,590	26	26	945	1,037	1,459	1,402
	Park	481	441	5	5	460	462	795	840
	<b>Total</b>	<b>2,597</b>	<b>2,502</b>	<b>44</b>	<b>44</b>	<b>2,166</b>	<b>2,218</b>	<b>5,921</b>	<b>5,959</b>

(a) Denver County Court filings based on calendar year, 2008.

(b) Termination numbers are not available.

(c) Denver County Traffic and Infraction cases are combined.

(d) Termination totals do not include Felony Complaint.

Table 26: County Court Filings and Terminations, FY 2008

District	Court Location	Small Claims		Traffic		Total	
		Filings	Term.	Filings	Term.	Filings	Term.(d)
1	Gilpin	17	17	636	645	1,584	1,521
	Jefferson	1,220	1,237	18,494	19,640	65,507	63,541
	<b>Total</b>	<b>1,237</b>	<b>1,254</b>	<b>19,130</b>	<b>20,285</b>	<b>67,091</b>	<b>65,062</b>
2	Denver(a)	1,924	n/a <sup>(b)</sup>	132,134	n/a <sup>(b)</sup>	195,480	0
3	Huerfano	40	36	676	646	1,644	1,553
	Las Animas	90	84	1,189	993	3,579	3,387
	<b>Total</b>	<b>130</b>	<b>120</b>	<b>1,865</b>	<b>1,639</b>	<b>5,223</b>	<b>4,940</b>
4	El Paso	1,706	1,793	21,891	20,790	78,955	76,318
	Teller	69	63	844	839	2,624	2,573
	<b>Total</b>	<b>1,775</b>	<b>1,856</b>	<b>22,735</b>	<b>21,629</b>	<b>81,579</b>	<b>78,891</b>
5	Clear Creek	40	33	1,355	1,366	3,004	2,904
	Eagle-Basalt	19	18	220	217	590	545
	Eagle	207	202	2,257	2,215	6,323	5,816
	Lake	27	23	522	583	1,471	1,413
	Summit	153	159	2,011	2,005	5,152	4,946
	<b>Total</b>	<b>446</b>	<b>435</b>	<b>6,365</b>	<b>6,386</b>	<b>16,540</b>	<b>15,624</b>
6	Archuleta	47	50	413	356	1,613	1,405
	La Plata	156	150	1,986	1,982	5,739	5,532
	San Juan	5	3	16	15	75	66
	<b>Total</b>	<b>208</b>	<b>203</b>	<b>2,415</b>	<b>2,353</b>	<b>7,427</b>	<b>7,003</b>
7	Delta	149	151	723	730	3,168	2,884
	Gunnison	76	78	551	580	2,052	1,962
	Hinsdale	4	3	14	12	49	62
	Montrose-Nucla	12	14	70	63	269	266
	Montrose	185	197	1,384	1,377	5,041	4,848
	Ouray	17	14	183	169	835	793
	San Miguel	31	41	314	365	980	959
	<b>Total</b>	<b>474</b>	<b>498</b>	<b>3,239</b>	<b>3,296</b>	<b>12,394</b>	<b>11,774</b>
8	Jackson	23	23	57	64	155	151
	Larimer	604	587	5,660	16,042	22,926	36,704
	Larimer-Loveland	191	188	4,001	3,630	8,695	8,172
	<b>Total</b>	<b>818</b>	<b>798</b>	<b>9,718</b>	<b>19,736</b>	<b>31,776</b>	<b>45,027</b>
9	Garfield	136	147	1,337	1,274	4,728	4,387
	Garfield-Rifle	64	106	1,507	1,508	3,278	3,291
	Pitkin	32	63	499	469	1,265	1,252
	Rio Blanco-Meeker	97	40	615	645	1,363	1,372
	Rio Blanco-Rangely	37	27	235	203	613	557
	<b>Total</b>	<b>366</b>	<b>383</b>	<b>4,193</b>	<b>4,099</b>	<b>11,247</b>	<b>10,859</b>
10	Pueblo	563	590	5,124	4,816	22,171	21,830
11	Chaffee	58	52	546	570	5,226	5,217
	Custer	24	23	68	68	411	403
	Fremont	180	194	1,578	1,664	5,804	5,887
	Park	54	51	742	737	2,537	2,531
	<b>Total</b>	<b>316</b>	<b>320</b>	<b>2,934</b>	<b>3,039</b>	<b>13,978</b>	<b>14,038</b>

(a) Denver County Court filings based on calendar year, 2008.

(b) Termination numbers are not available.

(c) Denver County Traffic and Infraction cases are combined.

(d) Termination totals do not include Felony Complaint.

Table 26: County Court Filings and Terminations, FY 2008

District	Court Location	Civil		Felony		Misdemeanor		Infractions	
		Filings	Term.	Filings	Term.	Filings	Term.	Filings	Term.
12	Alamosa	585	604	354	354	558	644	544	533
	Conejos	232	245	65	65	171	196	282	285
	Costilla	74	131	38	38	226	218	771	763
	Mineral	10	12	5	5	30	27	191	195
	Rio Grande	404	385	232	232	397	439	498	470
	Saguache	172	174	65	65	197	239	389	24
	<b>Total</b>	<b>1,477</b>	<b>1,551</b>	<b>759</b>	<b>759</b>	<b>1,579</b>	<b>1,763</b>	<b>2,675</b>	<b>2,270</b>
13	Kit Carson	249	265	29	29	184	195	1,216	1,256
	Logan	1,122	1,074	84	84	393	383	803	789
	Morgan	1,441	1,414	4	4	811	761	978	967
	Phillips	168	168	10	10	50	70	24	25
	Sedgwick	95	90	3	3	24	30	90	88
	Washington	188	206	2	2	84	90	267	259
	Yuma	349	346	30	30	145	119	156	167
	<b>Total</b>	<b>3,612</b>	<b>3,563</b>	<b>162</b>	<b>162</b>	<b>1,691</b>	<b>1,648</b>	<b>3,534</b>	<b>3,551</b>
14	Grand	538	543	202	202	497	477	520	532
	Moffat	384	346	278	278	405	424	469	451
	Routt	326	301	163	163	762	769	601	561
	<b>Total</b>	<b>1,248</b>	<b>1,190</b>	<b>643</b>	<b>643</b>	<b>1,664</b>	<b>1,670</b>	<b>1,590</b>	<b>1,544</b>
15	Baca	147	149	0	0	89	54	457	456
	Cheyenne	50	46	0	0	40	44	224	228
	Kiowa	37	26	1	1	16	16	261	269
	Prowers	627	612	11	11	424	380	857	854
	<b>Total</b>	<b>861</b>	<b>833</b>	<b>12</b>	<b>12</b>	<b>569</b>	<b>494</b>	<b>1,799</b>	<b>1,807</b>
16	Bent	201	179	2	2	117	105	181	180
	Crowley	161	155	0	0	68	71	363	148
	Otero	929	947	14	14	531	561	617	647
	<b>Total</b>	<b>1,291</b>	<b>1,281</b>	<b>16</b>	<b>16</b>	<b>716</b>	<b>737</b>	<b>1,161</b>	<b>975</b>
17	Adams	29,504	29,344	3,258	3,258	5,453	5,469	11,677	12,020
	Broomfield	1,883	1,875	341	341	596	539	559	567
	<b>Total</b>	<b>31,387</b>	<b>31,219</b>	<b>3,599</b>	<b>3,599</b>	<b>6,049</b>	<b>6,008</b>	<b>12,236</b>	<b>12,587</b>
18	Arapahoe-Aurora	14,004	13,958	2,950	2,950	2,561	2,381	5,440	5,372
	Arapahoe-Littleton	21,245	21,324	0	0	3,150	3,105	1,925	1,956
	Douglas	7,473	4,801	824	824	3,061	3,031	6,385	6,615
	Elbert	407	452	61	61	245	237	410	403
	Lincoln	164	150	46	46	150	140	346	350
	<b>Total</b>	<b>43,293</b>	<b>40,685</b>	<b>3,881</b>	<b>3,881</b>	<b>9,167</b>	<b>8,894</b>	<b>14,506</b>	<b>14,696</b>
19	Weld	9,361	9,762	419	419	4,178	4,536	4,063	4,086
20	Boulder	6,474	6,354	1,893	1,893	3,729	3,806	2,704	2,767
	Boulder-Longmont	1,810	1,810	0	0	1,007	956	548	534
	<b>Total</b>	<b>8,284</b>	<b>8,164</b>	<b>1,893</b>	<b>1,893</b>	<b>4,736</b>	<b>4,762</b>	<b>3,252</b>	<b>3,301</b>
21	Mesa	5,447	5,451	163	163	3,884	4,251	2,686	2,730
22	Dolores	33	34	6	6	65	57	65	65
	Montezuma	752	742	261	261	663	698	478	485
	<b>Total</b>	<b>785</b>	<b>776</b>	<b>267</b>	<b>267</b>	<b>728</b>	<b>755</b>	<b>543</b>	<b>550</b>
<b>State Total Without Denver County Court</b>		<b>198,229</b>	<b>193,836</b>	<b>18,393</b>	<b>18,393</b>	<b>74,136</b>	<b>78,886</b>	<b>96,483</b>	<b>96,681</b>
<b>State Total With Denver County Court</b>		<b>234,215</b>	<b>n/a<sup>(b)</sup></b>	<b>25,818</b>	<b>n/a<sup>(b)</sup></b>	<b>92,147</b>	<b>n/a<sup>(b)</sup></b>	<b>n/a<sup>(c)</sup></b>	<b>n/a<sup>(b)</sup></b>

(a) Denver County Court filings based on calendar year, 2008.

(b) Termination numbers are not available.

(c) Denver County Traffic and Infraction cases are combined.

(d) Termination totals do not include Felony Complaint.

Table 26: County Court Filings and Terminations, FY 2008

District	Court Location	Small Claims		Traffic		Total	
		Filings	Term.	Filings	Term.	Filings	Term.(d)
12	Alamosa	96	100	700	571	2,837	2,452
	Conejos	26	30	317	301	1,093	1,057
	Costilla	7	7	177	178	1,293	1,297
	Mineral	7	9	117	100	360	343
	Rio Grande	52	50	846	803	2,429	2,147
	Saguache	29	31	425	398	1,277	866
	<b>Total</b>	<b>217</b>	<b>227</b>	<b>2,582</b>	<b>2,351</b>	<b>9,289</b>	<b>8,162</b>
13	Kit Carson	23	25	540	580	2,241	2,321
	Logan	69	70	694	701	3,165	3,017
	Morgan	91	100	1,341	1,321	4,666	4,563
	Phillips	12	19	73	90	337	372
	Sedgwick	19	19	47	85	278	312
	Washington	9	8	208	218	758	781
	Yuma	62	62	303	390	1,045	1,084
	<b>Total</b>	<b>285</b>	<b>303</b>	<b>3,206</b>	<b>3,385</b>	<b>12,490</b>	<b>12,450</b>
14	Grand	60	66	744	782	2,561	2,400
	Moffat	91	89	690	714	2,317	2,024
	Routt	99	100	918	905	2,869	2,636
	<b>Total</b>	<b>250</b>	<b>255</b>	<b>2,352</b>	<b>2,401</b>	<b>7,747</b>	<b>7,060</b>
15	Baca	47	51	242	258	982	968
	Cheyenne	5	5	137	141	456	464
	Kiowa	1	1	231	186	547	498
	Prowers	64	63	1,304	1,138	3,287	3,047
	<b>Total</b>	<b>117</b>	<b>120</b>	<b>1,914</b>	<b>1,723</b>	<b>5,272</b>	<b>4,977</b>
16	Bent	21	20	191	172	713	656
	Crowley	32	38	154	148	778	560
	Otero	90	90	800	844	2,981	3,089
	<b>Total</b>	<b>143</b>	<b>148</b>	<b>1,145</b>	<b>1,164</b>	<b>4,472</b>	<b>4,305</b>
17	Adams	1,001	1,018	17,378	18,979	68,271	66,830
	Broomfield	143	142	2,478	2,411	6,000	5,534
	<b>Total</b>	<b>1,144</b>	<b>1,160</b>	<b>19,856</b>	<b>21,390</b>	<b>74,271</b>	<b>72,364</b>
18	Arapahoe-Aurora	893	972	12,460	11,883	38,308	34,566
	Arapahoe-Littleton	636	631	6,652	6,574	33,608	33,590
	Douglas	590	506	7,715	7,419	26,048	22,372
	Elbert	55	43	506	521	1,684	1,656
	Lincoln	22	21	388	344	1,116	1,005
	<b>Total</b>	<b>2,196</b>	<b>2,173</b>	<b>27,721</b>	<b>26,741</b>	<b>100,764</b>	<b>93,189</b>
19	Weld	715	697	10,465	11,590	29,201	30,671
20	Boulder	489	496	6,696	6,885	21,985	20,308
	Boulder-Longmont	222	230	1,978	1,934	5,565	5,464
	<b>Total</b>	<b>711</b>	<b>726</b>	<b>8,674</b>	<b>8,819</b>	<b>27,550</b>	<b>25,772</b>
21	Mesa	430	443	5,658	6,445	18,268	19,320
22	Dolores	8	10	120	89	297	255
	Montezuma	51	59	1,318	1,302	3,523	3,286
	<b>Total</b>	<b>59</b>	<b>69</b>	<b>1,438</b>	<b>1,391</b>	<b>3,820</b>	<b>3,541</b>
<b>State Total Without Denver County Court</b>		<b>12,600</b>	<b>12,778</b>	<b>162,729</b>	<b>174,678</b>	<b>562,570</b>	<b>556,859</b>
<b>State Total With Denver County Court</b>		<b>14,524</b>	<b>n/a<sup>(b)</sup></b>	<b>294,863</b>	<b>n/a<sup>(b)</sup></b>	<b>758,050</b>	<b>556,859</b>

(a) Denver County Court filings based on calendar year, 2008.  
 (b) Termination numbers are not available.  
 (c) Denver County Traffic and Infraction cases are combined.  
 (d) Termination totals do not include Felony Complaint.

Table 27: Court and Jury Trials for County Court, FY 2008

District	Court Location	Civil		Misdemeanor		Small Claims	Traffic		Infractions	Total*	
		Court Trials	Jury Trials	Court Trials	Jury Trials	Court Trials	Court Trials	Jury Trials	Final Hearings	Court Trials	Jury Trials
1	Gilpin	2	0	0	4	1	0	1	8	3	5
	Jefferson	144	1	27	71	308	37	61	284	516	133
	<b>Total</b>	<b>146</b>	<b>1</b>	<b>27</b>	<b>75</b>	<b>309</b>	<b>37</b>	<b>62</b>	<b>292</b>	<b>519</b>	<b>138</b>
3	Huerfano	17	0	0	3	29	0	0	42	46	3
	Las Animas	5	0	1	0	19	0	0	21	25	0
	<b>Total</b>	<b>22</b>	<b>0</b>	<b>1</b>	<b>3</b>	<b>48</b>	<b>0</b>	<b>0</b>	<b>63</b>	<b>71</b>	<b>3</b>
4	El Paso	130	2	32	102	172	9	15	2,105	343	119
	Teller	0	0	2	4	0	0	2	58	2	6
	<b>Total</b>	<b>130</b>	<b>2</b>	<b>34</b>	<b>106</b>	<b>172</b>	<b>9</b>	<b>17</b>	<b>2,163</b>	<b>345</b>	<b>125</b>
5	Clear Creek	3	0	3	5	2	2	1	42	10	6
	Eagle-Basalt	0	0	0	0	1	0	0	0	1	0
	Eagle	45	0	5	2	96	4	2	59	150	4
	Lake	0	0	0	1	0	0	1	9	0	2
	Summit	3	0	9	4	25	6	10	49	43	14
	<b>Total</b>	<b>51</b>	<b>0</b>	<b>17</b>	<b>12</b>	<b>124</b>	<b>12</b>	<b>14</b>	<b>159</b>	<b>204</b>	<b>26</b>
6	Archuleta	7	0	8	4	21	3	2	35	39	6
	La Plata	15	0	0	4	39	2	10	60	56	14
	San Juan	0	0	0	0	0	0	0	1	0	0
	<b>Total</b>	<b>22</b>	<b>0</b>	<b>8</b>	<b>8</b>	<b>60</b>	<b>5</b>	<b>12</b>	<b>96</b>	<b>95</b>	<b>20</b>
7	Delta	2	0	1	2	6	0	1	196	9	3
	Gunnison	1	0	1	6	2	3	3	66	7	9
	Hinsdale	0	0	1	1	0	0	0	1	1	1
	Montrose	5	0	7	2	40	8	3	56	60	5
	Montrose-Nucla	2	0	1	0	4	1	0	2	8	0
	Ouray	0	0	4	0	6	0	1	22	10	1
	San Miguel	2	0	1	5	6	0	1	25	9	6
	<b>Total</b>	<b>12</b>	<b>0</b>	<b>16</b>	<b>16</b>	<b>64</b>	<b>12</b>	<b>9</b>	<b>368</b>	<b>104</b>	<b>25</b>
8	Jackson	0	0	0	0	0	0	0	0	0	0
	Larimer	30	0	6	30	109	1	12	213	146	42
	Larimer-Loveland	11	0	2	11	29	1	4	0	43	15
	<b>Total</b>	<b>41</b>	<b>0</b>	<b>8</b>	<b>41</b>	<b>138</b>	<b>2</b>	<b>16</b>	<b>213</b>	<b>189</b>	<b>57</b>
9	Garfield	15	2	0	4	17	0	2	16	32	8
	Garfield-Rifle	6	0	5	2	22	5	2	55	38	4
	Pitkin	0	0	0	0	35	1	2	13	36	2
	Rio Blanco	1	0	0	0	11	0	1	11	12	1
	Rio Blanco-Meeker	0	0	0	0	0	1	0	37	1	0
	<b>Total</b>	<b>22</b>	<b>2</b>	<b>5</b>	<b>6</b>	<b>85</b>	<b>7</b>	<b>7</b>	<b>132</b>	<b>119</b>	<b>15</b>
10	Pueblo	58	1	9	15	188	0	9	581	255	25
11	Chaffee	0	0	0	2	2	0	2	35	2	4
	Custer	0	0	1	0	8	1	0	14	10	0
	Fremont	21	0	6	12	17	12	1	88	56	13
	Park	2	0	7	3	20	3	2	39	32	5
	<b>Total</b>	<b>23</b>	<b>0</b>	<b>14</b>	<b>17</b>	<b>47</b>	<b>16</b>	<b>5</b>	<b>176</b>	<b>100</b>	<b>22</b>

\*Does not include Infractions Final Hearings.

Table 27: Court and Jury Trials for County Court, FY 2008

District	Court Location	Civil		Misdemeanor		Small Claims	Traffic		Infractions	Total*	
		Court Trials	Jury Trials	Court Trials	Jury Trials	Court Trials	Court Trials	Jury Trials	Final Hearings	Court Trials	Jury Trials
12	Alamosa	2	0	0	4	6	1	2	47	9	6
	Conejos	3	0	3	0	8	3	0	28	17	0
	Costilla	1	0	2	3	2	3	1	31	8	4
	Mineral	1	0	0	0	0	0	0	12	1	0
	Rio Grande	0	0	1	1	0	1	1	25	2	2
	Saguache	0	0	0	2	2	0	1	24	2	3
	<b>Total</b>	<b>7</b>	<b>0</b>	<b>6</b>	<b>10</b>	<b>18</b>	<b>8</b>	<b>5</b>	<b>167</b>	<b>39</b>	<b>15</b>
13	Kit Carson	1	0	1	0	0	0	0	2	2	0
	Logan	9	0	3	8	29	0	6	14	41	14
	Morgan	11	0	1	1	22	0	1	27	34	2
	Phillips	1	0	1	0	5	0	0	6	7	0
	Sedgwick	0	0	1	0	0	0	0	1	1	0
	Washington	0	0	0	1	1	1	1	13	2	2
	Yuma	2	0	0	0	0	0	0	5	2	0
	<b>Total</b>	<b>24</b>	<b>0</b>	<b>7</b>	<b>10</b>	<b>57</b>	<b>1</b>	<b>8</b>	<b>68</b>	<b>89</b>	<b>18</b>
14	Grand	2	0	3	9	15	6	11	27	26	20
	Moffat	2	0	8	7	24	1	4	17	35	11
	Routt	0	1	3	12	20	2	11	14	25	24
	<b>Total</b>	<b>4</b>	<b>1</b>	<b>14</b>	<b>28</b>	<b>59</b>	<b>9</b>	<b>26</b>	<b>58</b>	<b>86</b>	<b>55</b>
15	Baca	3	0	0	0	3	0	0	41	6	0
	Cheyenne	0	1	1	0	0	1	0	10	2	1
	Kiowa	0	0	0	0	0	0	0	4	0	0
	Prowers	11	0	0	0	11	0	1	12	22	1
	<b>Total</b>	<b>14</b>	<b>1</b>	<b>1</b>	<b>0</b>	<b>14</b>	<b>1</b>	<b>1</b>	<b>67</b>	<b>30</b>	<b>2</b>
16	Bent	0	0	0	0	7	0	1	10	7	1
	Crowley	0	0	0	0	0	0	0	16	0	0
	Otero	9	0	1	2	29	2	4	25	41	6
	<b>Total</b>	<b>9</b>	<b>0</b>	<b>1</b>	<b>2</b>	<b>36</b>	<b>2</b>	<b>5</b>	<b>51</b>	<b>48</b>	<b>7</b>
17	Adams	221	0	23	153	229	11	68	355	484	221
	Broomfield	8	0	1	10	14	2	22	5	25	32
	<b>Total</b>	<b>229</b>	<b>0</b>	<b>24</b>	<b>163</b>	<b>243</b>	<b>13</b>	<b>90</b>	<b>360</b>	<b>509</b>	<b>253</b>
18	Arapahoe-Aurora	83	2	1	20	107	1	20	320	192	42
	Arapahoe-Littleton	187	4	6	30	105	2	20	73	300	54
	Douglas	50	3	14	37	60	18	19	683	142	59
	Elbert	3	0	0	4	4	1	0	10	8	4
	Lincoln	1	0	0	1	5	0	0	11	6	1
	<b>Total</b>	<b>324</b>	<b>9</b>	<b>21</b>	<b>92</b>	<b>281</b>	<b>22</b>	<b>59</b>	<b>1,097</b>	<b>648</b>	<b>160</b>
19	Weld	111	2	4	48	432	2	31	165	549	81
20	Boulder	26	0	7	28	248	4	20	95	285	48
	Boulder-Longmont	20	0	0	12	79	0	6	36	99	18
	<b>Total</b>	<b>46</b>	<b>0</b>	<b>7</b>	<b>40</b>	<b>327</b>	<b>4</b>	<b>26</b>	<b>131</b>	<b>384</b>	<b>66</b>
21	Mesa	76	0	39	49	62	16	28	208	193	77
22	Dolores	0	0	0	0	2	0	0	0	2	0
	Montezuma	3	0	2	7	14	1	2	54	20	9
	<b>Total</b>	<b>3</b>	<b>0</b>	<b>2</b>	<b>7</b>	<b>16</b>	<b>1</b>	<b>2</b>	<b>54</b>	<b>22</b>	<b>9</b>
<b>State Total</b>		<b>1,374</b>	<b>19</b>	<b>265</b>	<b>748</b>	<b>2,780</b>	<b>179</b>	<b>432</b>	<b>6,669</b>	<b>4,598</b>	<b>1,199</b>

\*Does not include Infractions Final Hearings.

**Table 28: DUI/DWAI Filings<sup>(b)</sup> by District  
FY 1999 to FY 2008**

District	FY97	FY99	FY00	FY01	FY02	FY03	FY04	FY05	FY06	FY07	FY08
<b>1</b>	3,080	2,665	2,967	2,845	3,124	3,023	3,109	3,012	2,914	2,835	2,539
<b>Denver County<sup>(a)</sup></b>	4,412	4,419	4,428	3,523	2,822	3,050	2,424	2,209	2,146	3,130	3,491
<b>3</b>	381	418	441	348	316	287	255	240	217	201	178
<b>4</b>	4,200	4,069	3,393	3,532	3,420	3,480	3,548	3,552	3,852	3,748	4,177
<b>5</b>	1,080	1,727	1,846	1,434	1,504	1,400	1,394	1,269	1,222	1,238	1,082
<b>6</b>	779	848	870	803	737	815	660	799	634	562	476
<b>7</b>	834	912	734	768	759	658	659	673	712	734	724
<b>8</b>	2,601	2,501	2,358	2,123	2,391	2,574	2,390	2,398	2,409	2,086	2,387
<b>9</b>	915	979	1,078	1,044	930	875	798	726	930	941	832
<b>10</b>	1,756	2,062	1,704	1,420	1,249	1,374	1,316	1,079	960	942	945
<b>11</b>	841	608	461	558	530	530	538	565	577	445	471
<b>12</b>	658	935	1,015	837	712	507	560	729	609	414	446
<b>13</b>	927	896	850	745	732	773	575	526	566	466	448
<b>14</b>	544	603	554	552	582	527	444	434	507	606	597
<b>15</b>	373	381	318	281	306	292	201	160	150	178	132
<b>16</b>	577	446	330	309	301	251	234	214	220	173	188
<b>17</b>	3,723	3,893	3,734	3,513	3,496	3,717	3,920	3,670	3,957	3,538	3,123
<b>18</b>	4,462	4,671	4,396	4,133	3,912	4,053	3,848	3,916	3,703	3,874	3,960
<b>19</b>	1,861	2,465	1,890	1,895	1,668	1,665	1,471	1,624	1,712	1,914	1,791
<b>20</b>	2,355	2,961	2,987	3,353	3,291	2,777	2,304	2,396	2,220	1,960	1,838
<b>21</b>	853	999	987	902	1,093	902	977	1,065	934	864	851
<b>22</b>	250	376	329	317	229	178	227	186	244	206	282
<b>State Totals Without Denver County Court</b>	<b>33,050</b>	<b>35,415</b>	<b>33,242</b>	<b>31,712</b>	<b>31,282</b>	<b>30,658</b>	<b>29,428</b>	<b>29,233</b>	<b>29,249</b>	<b>27,925</b>	<b>27,467</b>
<b>State Totals</b>	<b>37,462</b>	<b>39,834</b>	<b>37,670</b>	<b>35,235</b>	<b>34,104</b>	<b>33,708</b>	<b>31,852</b>	<b>31,442</b>	<b>31,395</b>	<b>31,055</b>	<b>30,958</b>

(a) Denver County Court figures based on a calendar year, 2008

(b) Filings do not include DUI charges filed with Misdemeanor or Criminal Case classes



Table 29: County Court Civil Filings by Type, FY 2008

District	Court Location	Change of Venue*	Restraining		Foreign Judgment	Money	Name			Restraining Order	Total
			Order Abuse	Forcible Entry and Detainer			Change	Other	Replevin		
1	Gilpin	0	1	34	0	143	1	1	0	14	194
	Jefferson	1	595	6,573	6	17,992	289	120	43	499	26,118
	<b>Total</b>	1	596	6,607	6	18,135	290	121	43	513	26,312
3	Huerfano	0	12	24	0	163	2	2	0	43	246
	Las Animas	0	18	76	0	487	18	1	2	91	693
	<b>Total</b>	0	30	100	0	650	20	3	2	134	939
4	El Paso	0	2,329	8,609	6	19,636	332	83	55	649	31,699
	Teller	0	81	87	0	382	9	0	2	63	624
	<b>Total</b>	0	2,410	8,696	6	20,018	341	83	57	712	32,323
5	Clear Creek	0	7	49	0	136	4	2	2	16	216
	Eagle-Basalt	0	0	16	0	31	32	0	0	19	98
	Eagle Lake	0	22	131	0	539	4	1	2	102	801
	Summit	0	11	52	0	185	3	1	0	22	274
	<b>Total</b>	0	19	63	2	348	18	0	0	34	484
6	Archuleta	0	7	49	0	136	4	2	2	16	216
	La Plata	0	0	16	0	31	32	0	0	19	98
	San Juan	0	22	131	0	539	4	1	2	102	801
	<b>Total</b>	0	11	52	0	185	3	1	0	22	274
	<b>Total</b>	0	19	63	2	348	18	0	0	34	484
7	Delta	0	59	311	2	1,239	61	4	4	193	1,873
	Archuleta	0	20	55	0	195	12	16	0	27	325
	La Plata	0	76	117	0	973	31	0	4	174	1,375
	San Juan	0	0	3	0	5	0	0	0	3	11
	<b>Total</b>	0	96	175	0	1,173	43	16	4	204	1,711
8	Delta	0	68	70	0	640	26	2	4	142	952
	Gunnison	0	24	33	0	164	21	0	0	27	269
	Hinsdale	0	0	1	0	2	1	0	0	2	6
	Montrose-Nucla	0	5	3	0	51	2	2	0	3	66
	Montrose	0	125	219	0	1,084	18	4	3	107	1,560
	Ouray	0	14	11	0	48	1	1	0	7	82
	San Miguel	0	8	27	0	78	4	1	0	13	131
	<b>Total</b>	0	244	364	0	2,067	73	10	7	301	3,066
9	Jackson	0	1	1	0	12	2	0	0	1	17
	Larimer	0	175	1,283	0	5,894	115	19	5	234	7,725
	Larimer-Loveland	0	91	428	0	1,729	48	2	5	57	2,360
	<b>Total</b>	0	267	1,712	0	7,635	165	21	10	292	10,102
10	Garfield	0	59	211	0	1,314	22	3	4	54	1,667
	Garfield-Rifle	0	17	20	0	54	6	3	1	26	127
	Pitkin	0	7	26	1	177	13	3	1	37	265
	Rio Blanco-Meeker	0	5	3	0	62	1	2	1	3	77
	Rio Blanco-Rangely	0	6	6	0	10	1	2	0	8	33
<b>Total</b>	0	94	266	1	1,617	43	13	7	128	2,169	
11	Pueblo	0	398	1,172	0	8,222	61	1	4	233	10,091
11	Chaffee	0	9	29	0	371	5	0	0	17	431
	Custer	0	1	4	0	46	6	0	0	12	69
	Fremont	0	85	152	0	1,272	21	2	6	78	1,616
	Park	0	22	88	0	295	6	31	0	39	481
	<b>Total</b>	0	117	273	0	1,984	38	33	6	146	2,597

\*Cases opened in another county- "Change of Venue" is not a cause of action

Table 29: County Court Civil Filings by Type, FY 2008

District	Court Location	Change of Venue*	Restraining Order		Foreign Judgment	Money	Name			Restraining Order	Total
			Domestic Abuse	Forcible Entry and Detainer			Change	Other	Replevin		
12	Alamosa	0	10	29	0	475	13	4	0	54	585
	Conejos	0	5	2	0	170	1	3	3	48	232
	Costilla	0	12	5	0	12	1	17	0	27	74
	Mineral	0	1	0	0	7	0	0	0	2	10
	Rio Grande	0	4	33	0	306	6	0	0	55	404
	Saguache	0	2	9	0	127	5	11	0	18	172
	<b>Total</b>		0	34	78	0	1,097	26	35	3	204
13	Kit Carson	0	4	5	0	231	4	1	1	3	249
	Logan	0	27	93	1	985	4	0	1	11	1,122
	Morgan	0	35	126	1	1,199	9	1	2	68	1,441
	Phillips	0	4	6	0	157	0	0	0	1	168
	Sedgwick	0	5	1	2	84	0	0	0	3	95
	Washington	0	10	4	0	166	1	2	0	5	188
	Yuma	0	1	6	2	318	4	2	0	16	349
	<b>Total</b>		0	86	241	6	3,140	22	6	4	107
14	Grand	0	16	54	0	445	5	4	0	14	538
	Moffat	0	13	58	0	279	10	1	0	23	384
	Routt	0	4	46	0	213	7	11	0	45	326
	<b>Total</b>		0	33	158	0	937	22	16	0	82
15	Baca	0	9	0	0	129	1	0	1	7	147
	Cheyenne	0	1	0	0	47	1	1	0	0	50
	Kiowa	0	1	0	0	30	0	0	0	6	37
	Prowers	0	28	26	0	528	9	2	1	33	627
	<b>Total</b>		0	39	26	0	734	11	3	2	46
16	Bent	0	9	0	0	161	2	1	0	28	201
	Crowley	0	4	9	0	131	2	0	0	15	161
	Otero	0	49	70	0	731	13	2	1	63	929
	<b>Total</b>		0	62	79	0	1,023	17	3	1	106
17	Adams	0	573	10,632	2	17,412	234	33	90	528	29,504
	Broomfield	0	49	598	1	1,112	40	3	1	79	1,883
	<b>Total</b>		0	622	11,230	3	18,524	274	36	91	607
18	Arapahoe-Aurora	0	468	5,461	1	6,889	266	36	19	864	14,004
	Arapahoe-Littleton	0	96	6,670	5	13,845	121	1	76	431	21,245
	Douglas	0	213	1,826	1	5,127	124	21	13	148	7,473
	Elbert	0	27	63	0	283	4	3	1	26	407
	Lincoln	0	13	15	0	116	1	0	0	19	164
	<b>Total</b>		0	817	14,035	7	26,260	516	61	109	1,488
19	Weld	0	429	1,966	1	6,404	93	13	8	447	9,361
20	Boulder	0	138	1,354	1	4,557	165	29	0	230	6,474
	Boulder-Longmont	0	112	226	0	1,319	51	13	2	87	1,810
	<b>Total</b>		0	250	1,580	1	5,876	216	42	2	317
21	Mesa	0	209	886	2	4,074	73	8	15	180	5,447
22	Dolores	0	1	4	0	20	2	1	0	5	33
	Montezuma	0	74	76	0	475	10	0	2	115	752
	<b>Total</b>		0	75	80	0	495	12	1	2	120
<b>State Total</b>		<b>1</b>	<b>6,967</b>	<b>50,035</b>	<b>35</b>	<b>131,304</b>	<b>2,417</b>	<b>529</b>	<b>381</b>	<b>6,560</b>	<b>198,229</b>
<b>Percent of State Total</b>		<b>0%</b>	<b>4%</b>	<b>25%</b>	<b>0%</b>	<b>66%</b>	<b>1%</b>	<b>0%</b>	<b>0%</b>	<b>3%</b>	<b>100%</b>

\*Cases opened in another county- "Change of Venue" is not a cause of action

Table 30: County Court Misdemeanor Filings by Type, FY 2008

District	Court Location	Violation								
		Alcohol	Cruelty to Animals	Arson	Assault	Animal Violation	Bail Conditions	Child Abuse	Criminal Mischief	Drugs
1	Gilpin	14	1	0	21	46	0	2	4	39
	Jefferson	260	11	3	308	293	1	358	147	1,174
	<b>Total</b>	<b>338</b>	<b>11</b>	<b>3</b>	<b>242</b>	<b>435</b>	<b>5</b>	<b>402</b>	<b>127</b>	<b>1,190</b>
3	Huerfano	18	0	1	17	1	0	1	1	36
	Las Animas	22	0	0	31	4	0	8	16	29
	<b>Total</b>	<b>40</b>	<b>0</b>	<b>1</b>	<b>48</b>	<b>5</b>	<b>0</b>	<b>9</b>	<b>17</b>	<b>65</b>
4	El Paso	406	258	10	529	191	1	240	282	1,714
	Teller	12	4	4	11	70	1	16	1	82
	<b>Total</b>	<b>418</b>	<b>262</b>	<b>14</b>	<b>540</b>	<b>261</b>	<b>2</b>	<b>256</b>	<b>283</b>	<b>1,796</b>
5	Clear Creek	26	0	2	7	77	0	3	2	70
	Eagle-Basalt	4	0	0	5	5	0	1	4	4
	Eagle	92	0	0	40	23	2	17	16	222
	Lake	19	0	0	16	17	6	6	3	32
	Summit	77	0	0	49	31	13	12	22	168
	<b>Total</b>	<b>218</b>	<b>0</b>	<b>2</b>	<b>117</b>	<b>153</b>	<b>21</b>	<b>39</b>	<b>47</b>	<b>496</b>
6	Archuleta	19	9	0	7	33	8	3	2	45
	La Plata	12	0	1	41	124	36	16	24	118
	San Juan	0	0	0	3	0	0	0	1	0
	<b>Total</b>	<b>31</b>	<b>9</b>	<b>1</b>	<b>51</b>	<b>157</b>	<b>44</b>	<b>19</b>	<b>27</b>	<b>163</b>
7	Delta	7	1	0	34	12	4	13	11	76
	Gunnison	34	1	0	14	22	5	4	15	58
	Hinsdale	0	0	0	0	0	0	0	0	3
	Montrose-Nucla	1	0	0	7	2	0	0	0	3
	Montrose	3	3	0	23	42	7	22	19	90
	Ouray	5	0	0	3	16	0	2	1	14
	San Miguel	3	0	0	15	9	0	0	7	56
	<b>Total</b>	<b>53</b>	<b>5</b>	<b>0</b>	<b>96</b>	<b>103</b>	<b>16</b>	<b>41</b>	<b>53</b>	<b>300</b>
8	Jackson	4	0	0	4	0	0	0	0	2
	Larimer	81	4	6	182	61	12	76	91	608
	Larimer-Loveland	120	0	2	74	70	12	54	42	401
	<b>Total</b>	<b>205</b>	<b>4</b>	<b>8</b>	<b>260</b>	<b>131</b>	<b>24</b>	<b>130</b>	<b>133</b>	<b>1,011</b>
9	Garfield	45	0	0	19	20	0	13	21	75
	Garfield-Rifle	104	3	0	26	87	0	19	17	64
	Pitkin	1	0	0	33	3	2	4	5	18
	Rio Blanco-Meeker	17	0	0	6	0	4	1	2	25
	Rio Blanco-Rangely	12	5	1	7	3	0	0	1	10
	<b>Total</b>	<b>179</b>	<b>8</b>	<b>1</b>	<b>91</b>	<b>113</b>	<b>6</b>	<b>37</b>	<b>46</b>	<b>192</b>
10	Pueblo	100	21	4	167	343	0	61	56	180
11	Chaffee	41	0	0	21	19	8	2	9	57
	Custer	4	2	0	4	1	1	2	3	1
	Fremont	4	3	1	33	27	0	16	26	110
	Park	10	4	1	7	59	37	13	2	99
	<b>Total</b>	<b>59</b>	<b>9</b>	<b>2</b>	<b>65</b>	<b>106</b>	<b>46</b>	<b>33</b>	<b>40</b>	<b>267</b>

Table 30: County Court Misdemeanor Filings by Type, FY 2008

District	Court Location	Domestic Violence	Escape	Fraud	Forgery	Gambling	Harassment	Habitual Traffic	Municipal Appeal (Court Not of Record)	Menacing
1	Gilpin	16	2	31	61	46	14	15	0	6
	Jefferson	1,019	39	20	2	0	203	435	0	13
	<b>Total</b>	<b>1,215</b>	<b>44</b>	<b>75</b>	<b>126</b>	<b>46</b>	<b>217</b>	<b>450</b>	<b>0</b>	<b>19</b>
3	Huerfano	50	1	1	0	0	7	7	0	2
	Las Animas	84	1	2	0	0	25	19	0	7
	<b>Total</b>	<b>134</b>	<b>2</b>	<b>3</b>	<b>0</b>	<b>0</b>	<b>32</b>	<b>26</b>	<b>0</b>	<b>9</b>
4	El Paso	2,571	37	63	1	21	363	339	0	67
	Teller	88	0	3	0	38	18	0	0	4
	<b>Total</b>	<b>2,659</b>	<b>37</b>	<b>66</b>	<b>1</b>	<b>59</b>	<b>381</b>	<b>339</b>	<b>0</b>	<b>71</b>
5	Clear Creek	39	2	0	2	0	11	5	0	2
	Eagle-Basalt	14	0	0	0	0	8	0	0	1
	Eagle	194	0	1	1	0	51	0	0	5
	Lake	60	0	0	0	0	19	0	0	5
	Summit	160	0	0	6	0	22	2	0	1
	<b>Total</b>	<b>467</b>	<b>2</b>	<b>1</b>	<b>9</b>	<b>0</b>	<b>111</b>	<b>7</b>	<b>0</b>	<b>14</b>
6	Archuleta	30	0	0	0	0	5	0	0	0
	La Plata	218	0	1	0	0	31	18	0	4
	San Juan	1	0	0	0	0	2	0	0	0
	<b>Total</b>	<b>249</b>	<b>0</b>	<b>1</b>	<b>0</b>	<b>0</b>	<b>38</b>	<b>18</b>	<b>0</b>	<b>4</b>
7	Delta	131	0	11	0	0	35	16	0	8
	Gunnison	61	0	16	1	0	21	4	0	0
	Hinsdale	0	0	0	0	0	0	1	0	0
	Montrose-Nucla	6	0	0	0	0	3	3	0	0
	Montrose	182	4	11	0	0	19	39	0	1
	Ouray	12	0	2	0	0	7	2	0	1
	San Miguel	25	0	0	0	0	16	4	0	2
	<b>Total</b>	<b>417</b>	<b>4</b>	<b>40</b>	<b>1</b>	<b>0</b>	<b>101</b>	<b>69</b>	<b>0</b>	<b>12</b>
	8	Jackson	1	0	1	0	0	0	0	0
Larimer		573	3	3	9	17	138	98	1	9
Larimer-Loveland		377	0	2	5	0	71	77	0	2
<b>Total</b>		<b>951</b>	<b>3</b>	<b>6</b>	<b>14</b>	<b>17</b>	<b>209</b>	<b>175</b>	<b>1</b>	<b>11</b>
9	Garfield	131	0	2	0	0	41	9	0	2
	Garfield-Rifle	224	0	0	2	0	28	20	0	5
	Pitkin	58	1	3	0	0	15	0	0	0
	Rio Blanco-Meeker	13	0	0	0	0	5	0	0	0
	Rio Blanco-Rangely	13	0	0	0	0	4	0	0	1
	<b>Total</b>	<b>439</b>	<b>1</b>	<b>5</b>	<b>2</b>	<b>0</b>	<b>93</b>	<b>29</b>	<b>0</b>	<b>8</b>
10	Pueblo	666	10	2	0	3	70	102	4	8
11	Chaffee	33	2	19	0	0	21	3	0	4
	Custer	5	1	16	0	0	4	0	0	1
	Fremont	192	1	70	3	0	68	0	0	3
	Park	59	0	4	0	0	17	0	0	1
	<b>Total</b>	<b>289</b>	<b>4</b>	<b>109</b>	<b>3</b>	<b>0</b>	<b>110</b>	<b>3</b>	<b>0</b>	<b>9</b>

Table 30: County Court Misdemeanor Filings by Type, FY 2008

District	Court Location	Other	Public Indecency	Perjury	Public Peace and Order	Prostitution	Sex Offenses	Theft
1	Gilpin	82	0	0	1	0	2	10
	Jefferson	973	23	1	200	9	59	418
	<b>Total</b>	<b>1,055</b>	<b>23</b>	<b>1</b>	<b>201</b>	<b>9</b>	<b>61</b>	<b>428</b>
3	Huerfano	33	2	0	13	0	1	23
	Las Animas	70	0	0	67	0	4	34
	<b>Total</b>	<b>103</b>	<b>2</b>	<b>0</b>	<b>80</b>	<b>0</b>	<b>5</b>	<b>57</b>
4	El Paso	551	36	0	227	23	102	507
	Teller	50	1	0	3	0	1	27
	<b>Total</b>	<b>601</b>	<b>37</b>	<b>0</b>	<b>230</b>	<b>23</b>	<b>103</b>	<b>534</b>
5	Clear Creek	21	0	0	10	0	0	3
	Eagle-Basalt	10	0	0	0	0	1	5
	Eagle	91	0	0	34	1	14	49
	Lake	22	0	0	0	0	1	4
	Summit	112	1	0	0	0	4	111
	<b>Total</b>	<b>256</b>	<b>1</b>	<b>0</b>	<b>44</b>	<b>1</b>	<b>20</b>	<b>172</b>
6	Archuleta	14	0	0	2	0	0	3
	La Plata	78	2	0	22	0	3	39
	San Juan	6	0	0	0	0	0	2
	<b>Total</b>	<b>98</b>	<b>2</b>	<b>0</b>	<b>24</b>	<b>0</b>	<b>3</b>	<b>44</b>
7	Delta	55	0	0	0	0	5	17
	Gunnison	26	2	0	22	0	4	15
	Hinsdale	1	0	0	4	0	0	0
	Montrose-Nucla	8	0	0	0	0	0	2
	Montrose	57	5	0	10	0	4	19
	Ouray	12	1	0	1	0	0	2
	San Miguel	19	0	0	8	0	0	18
	<b>Total</b>	<b>178</b>	<b>8</b>	<b>0</b>	<b>45</b>	<b>0</b>	<b>13</b>	<b>73</b>
	8	Jackson	8	0	0	0	0	0
Larimer		434	4	0	95	2	44	251
Larimer-Loveland		281	2	0	60	0	9	106
<b>Total</b>		<b>723</b>	<b>6</b>	<b>0</b>	<b>155</b>	<b>2</b>	<b>53</b>	<b>359</b>
9	Garfield	21	2	0	26	3	6	35
	Garfield-Rifle	60	0	0	31	0	3	10
	Pitkin	4	1	0	20	0	0	21
	Rio Blanco-Meeker	14	0	0	0	0	0	4
	Rio Blanco-Rangely	3	0	0	4	0	0	0
	<b>Total</b>	<b>102</b>	<b>3</b>	<b>0</b>	<b>81</b>	<b>3</b>	<b>9</b>	<b>70</b>
10	Pueblo	63	4	13	79	2	8	88
11	Chaffee	322	1	0	5	0	2	9
	Custer	7	0	0	1	0	0	2
	Fremont	102	5	0	0	0	12	54
	Park	20	0	1	0	0	1	5
	<b>Total</b>	<b>451</b>	<b>6</b>	<b>1</b>	<b>6</b>	<b>0</b>	<b>15</b>	<b>70</b>

Table 30: County Court Misdemeanor Filings by Type, FY 2008

District	Court Location	Trespass	Under Age			Criminal Attempt	Curfew Violation	Protection Order Violation	Total
			Alcohol Offense	Wildlife	Weapon				
1	Gilpin	5	0	3	0	0	0	32	453
	Jefferson	90	796	119	82	0	198	252	7,506
	<b>Total</b>	95	796	122	82	0	198	284	7,959
3	Huerfano	2	33	5	2	0	0	31	288
	Las Animas	5	84	15	9	0	0	43	579
	<b>Total</b>	7	117	20	11	0	0	74	867
4	El Paso	112	820	28	145	0	51	474	10,169
	Teller	11	56	19	5	2	0	4	531
	<b>Total</b>	123	876	47	150	2	51	478	10,700
5	Clear Creek	12	15	21	5	0	0	19	354
	Eagle-Basalt	11	4	6	1	0	0	5	89
	Eagle	16	73	10	5	0	0	66	1,023
	Lake	3	58	27	2	0	0	7	307
	Summit	38	125	5	10	0	0	39	1,008
	<b>Total</b>	80	275	69	23	0	0	136	2,781
6	Archuleta	1	46	18	2	0	0	19	266
	La Plata	14	76	15	11	0	0	53	957
	San Juan	6	12	0	1	0	0	3	37
	<b>Total</b>	21	134	33	14	0	0	75	1,260
7	Delta	3	89	20	11	0	0	92	651
	Gunnison	14	28	23	4	0	0	5	399
	Hinsdale	2	0	4	0	0	0	0	15
	Montrose-Nucla	5	1	2	4	0	0	3	50
	Montrose	10	130	5	12	0	0	190	907
	Ouray	5	9	26	2	0	0	9	132
	San Miguel	7	23	7	4	0	0	18	241
	<b>Total</b>	46	280	87	37	0	0	317	2,395
8	Jackson	0	0	3	0	0	0	0	25
	Larimer	90	797	92	37	2	0	83	3,903
	Larimer-Loveland	27	230	5	17	1	0	96	2,143
	<b>Total</b>	117	1,027	100	54	3	0	179	6,071
9	Garfield	16	62	9	4	0	0	30	592
	Garfield-Rifle	14	63	28	9	1	0	55	873
	Pitkin	11	64	5	1	0	0	8	278
	Rio Blanco-Meeker	5	0	27	4	0	0	5	132
	Rio Blanco-Rangely	7	9	5	1	0	0	1	87
	<b>Total</b>	53	198	74	19	1	0	99	1,962
10	Pueblo	18	371	105	25	0	14	427	3,014
11	Chaffee	6	50	34	3	0	0	28	699
	Custer	1	2	3	1	0	0	0	62
	Fremont	17	116	48	11	0	0	23	945
	Park	8	25	64	9	0	0	14	460
	<b>Total</b>	32	193	149	24	0	0	65	2,166

Table 30: County Court Misdemeanor Filings by Type, FY 2008

District	Court Location	Violation								
		Alcohol	Cruelty to Animals	Arson	Assault	Animal Violation	Bail Conditions	Child Abuse	Criminal Mischief	Drugs
12	Alamosa	12	2	1	28	4	0	15	11	60
	Conejos	1	2	0	13	0	0	6	5	26
	Costilla	24	0	0	7	1	0	5	1	21
	Mineral	5	0	0	1	1	0	0	1	6
	Rio Grande	15	0	0	22	2	0	10	7	49
	Saguache	20	2	2	5	2	1	7	0	37
	<b>Total</b>	<b>77</b>	<b>6</b>	<b>3</b>	<b>76</b>	<b>10</b>	<b>1</b>	<b>43</b>	<b>25</b>	<b>199</b>
13	Kit Carson	24	0	0	10	8	0	8	1	38
	Logan	29	8	1	22	0	0	13	5	43
	Morgan	61	6	0	26	14	0	11	6	143
	Phillips	2	0	3	3	2	0	2	1	2
	Sedgwick	2	1	0	3	0	0	0	0	4
	Washington	15	1	0	8	1	1	2	0	18
	Yuma	11	0	2	9	1	0	0	4	14
<b>Total</b>	<b>144</b>	<b>16</b>	<b>6</b>	<b>81</b>	<b>26</b>	<b>1</b>	<b>36</b>	<b>17</b>	<b>262</b>	
14	Grand	104	0	0	16	42	7	3	10	57
	Moffat	23	3	0	30	11	1	10	16	53
	Routt	16	0	0	33	34	11	5	14	126
	<b>Total</b>	<b>143</b>	<b>3</b>	<b>0</b>	<b>79</b>	<b>87</b>	<b>19</b>	<b>18</b>	<b>40</b>	<b>236</b>
15	Baca	9	0	0	10	0	0	0	0	17
	Cheyenne	4	0	1	2	6	0	0	0	1
	Kiowa	1	0	0	1	1	0	0	0	5
	Prowers	22	3	0	17	3	0	4	7	44
	<b>Total</b>	<b>36</b>	<b>3</b>	<b>1</b>	<b>30</b>	<b>10</b>	<b>0</b>	<b>4</b>	<b>7</b>	<b>67</b>
16	Bent	3	0	1	9	4	0	2	3	3
	Crowley	9	0	1	3	1	0	0	1	11
	Otero	34	1	1	24	11	0	11	26	33
	<b>Total</b>	<b>46</b>	<b>1</b>	<b>3</b>	<b>36</b>	<b>16</b>	<b>0</b>	<b>13</b>	<b>30</b>	<b>47</b>
17	Adams	436	1	2	155	223	2	354	65	748
	Broomfield	51	1	1	23	0	0	27	12	67
	<b>Total</b>	<b>487</b>	<b>2</b>	<b>3</b>	<b>178</b>	<b>223</b>	<b>2</b>	<b>381</b>	<b>77</b>	<b>815</b>
18	Arapahoe-Aurora	100	3	1	89	1	0	309	23	263
	Arapahoe-Littleton	29	2	1	49	60	0	80	30	246
	Douglas	116	4	1	72	177	7	111	25	280
	Elbert	16	1	0	11	18	0	17	1	17
	Lincoln	2	1	0	5	1	4	5	2	21
	<b>Total</b>	<b>263</b>	<b>11</b>	<b>3</b>	<b>226</b>	<b>257</b>	<b>11</b>	<b>522</b>	<b>81</b>	<b>827</b>
19	Weld	259	1	0	177	96	0	103	65	361
20	Boulder	218	0	10	131	46	6	67	65	600
	Boulder-Longmont	11	5	1	50	21	3	65	19	96
	<b>Total</b>	<b>229</b>	<b>5</b>	<b>11</b>	<b>181</b>	<b>67</b>	<b>9</b>	<b>132</b>	<b>84</b>	<b>696</b>
21	Mesa	131	11	4	144	407	2	84	87	768
22	Dolores	2	0	0	3	2	0	0	3	4
	Montezuma	70	4	0	43	7	0	9	5	76
	<b>Total</b>	<b>72</b>	<b>4</b>	<b>0</b>	<b>46</b>	<b>9</b>	<b>0</b>	<b>9</b>	<b>8</b>	<b>80</b>
<b>State Total</b>		<b>3,528</b>	<b>392</b>	<b>70</b>	<b>2,931</b>	<b>3,015</b>	<b>209</b>	<b>2,372</b>	<b>1,350</b>	<b>10,018</b>
<b>Percent of State Total</b>		<b>5%</b>	<b>1%</b>	<b>0%</b>	<b>4%</b>	<b>4%</b>	<b>0%</b>	<b>3%</b>	<b>2%</b>	<b>14%</b>

Table 30: County Court Misdemeanor Filings by Type, FY 2008

District	Court Location	Domestic Violence	Escape	Fraud	Forgery	Gambling	Harassment	Habitual Traffic	Municipal Appeal (Court Not of Record)	Menacing
12	Alamosa	99	0	78	0	0	35	10	0	6
	Conejos	39	0	21	0	0	6	3	0	0
	Costilla	8	0	3	0	0	5	19	0	2
	Mineral	0	0	2	0	0	1	0	0	0
	Rio Grande	72	2	72	0	0	9	3	0	3
	Saguache	22	0	6	0	0	6	1	0	0
	<b>Total</b>	<b>240</b>	<b>2</b>	<b>182</b>	<b>0</b>	<b>0</b>	<b>62</b>	<b>36</b>	<b>0</b>	<b>11</b>
13	Kit Carson	19	0	4	0	0	11	0	1	6
	Logan	82	0	2	0	0	15	13	0	1
	Morgan	100	1	10	3	0	19	26	2	5
	Phillips	0	0	0	0	0	7	0	0	1
	Sedgwick	1	0	2	0	0	4	0	0	0
	Washington	16	0	0	0	0	1	0	0	0
	Yuma	26	0	8	0	0	13	0	0	1
	<b>Total</b>	<b>244</b>	<b>1</b>	<b>26</b>	<b>3</b>	<b>0</b>	<b>70</b>	<b>39</b>	<b>3</b>	<b>14</b>
14	Grand	67	0	10	0	0	16	4	0	3
	Moffat	35	1	2	0	0	8	1	0	0
	Routt	90	1	3	0	0	32	0	0	8
	<b>Total</b>	<b>192</b>	<b>2</b>	<b>15</b>	<b>0</b>	<b>0</b>	<b>56</b>	<b>5</b>	<b>0</b>	<b>11</b>
15	Baca	8	0	0	0	0	3	5	0	0
	Cheyenne	3	0	0	0	0	2	0	0	1
	Kiowa	1	0	0	0	0	0	3	0	0
	Prowers	53	1	36	0	0	7	29	0	2
	<b>Total</b>	<b>65</b>	<b>1</b>	<b>36</b>	<b>0</b>	<b>0</b>	<b>12</b>	<b>37</b>	<b>0</b>	<b>3</b>
16	Bent	31	0	1	0	0	13	0	0	1
	Crowley	4	0	0	0	0	9	4	0	1
	Otero	100	0	10	2	0	25	24	0	0
	<b>Total</b>	<b>135</b>	<b>0</b>	<b>11</b>	<b>2</b>	<b>0</b>	<b>47</b>	<b>28</b>	<b>0</b>	<b>2</b>
17	Adams	1,218	3	4	16	0	61	419	0	11
	Broomfield	121	0	2	2	0	13	21	0	0
	<b>Total</b>	<b>1,339</b>	<b>3</b>	<b>6</b>	<b>18</b>	<b>0</b>	<b>74</b>	<b>440</b>	<b>0</b>	<b>11</b>
18	Arapahoe-Aurora	52	7	6	1	0	37	173	0	3
	Arapahoe-Littleton	658	1	1	1	0	49	112	0	5
	Douglas	523	0	6	1	0	59	70	0	8
	Elbert	29	0	2	0	0	16	4	0	1
	Lincoln	17	0	0	0	0	2	1	0	1
	<b>Total</b>	<b>1,279</b>	<b>8</b>	<b>15</b>	<b>3</b>	<b>0</b>	<b>163</b>	<b>360</b>	<b>0</b>	<b>18</b>
19	Weld	933	56	16	2	1	85	354	0	9
20	Boulder	545	17	12	0	0	105	63	0	13
	Boulder-Longmont	279	3	0	1	0	36	59	0	6
	<b>Total</b>	<b>824</b>	<b>20</b>	<b>12</b>	<b>1</b>	<b>0</b>	<b>141</b>	<b>122</b>	<b>0</b>	<b>19</b>
21	Mesa	715	2	4	0	0	103	4	0	5
22	Dolores	3	0	0	0	0	5	14	0	0
	Montezuma	109	1	1	0	0	12	15	0	2
	<b>Total</b>	<b>112</b>	<b>1</b>	<b>1</b>	<b>0</b>	<b>0</b>	<b>17</b>	<b>29</b>	<b>0</b>	<b>2</b>
	<b>State Total</b>	<b>13,564</b>	<b>203</b>	<b>632</b>	<b>185</b>	<b>126</b>	<b>2,192</b>	<b>2,672</b>	<b>8</b>	<b>270</b>
	<b>Percent of State Total</b>	<b>18%</b>	<b>0%</b>	<b>1%</b>	<b>0%</b>	<b>0%</b>	<b>3%</b>	<b>4%</b>	<b>0%</b>	<b>0%</b>



Table 30: County Court Misdemeanor Filings by Type, FY 2008

District	Court Location	Other	Public Indecency	Perjury	Public Peace and Order	Prostitution	Sex Offenses	Theft
12	Alamosa	74	0	0	4	0	3	14
	Conejos	7	0	0	4	0	1	3
	Costilla	117	0	0	0	0	1	2
	Mineral	0	0	0	2	0	0	0
	Rio Grande	11	1	0	21	0	1	9
	Saguache	27	0	0	4	0	1	10
	<b>Total</b>	<b>236</b>	<b>1</b>	<b>0</b>	<b>35</b>	<b>0</b>	<b>7</b>	<b>38</b>
13	Kit Carson	7	0	0	1	0	3	4
	Logan	19	6	0	0	0	3	5
	Morgan	91	0	0	1	0	4	14
	Phillips	9	0	0	0	0	0	0
	Sedgwick	3	0	0	0	0	0	0
	Washington	5	0	0	0	0	0	2
	Yuma	14	0	0	0	0	0	5
	<b>Total</b>	<b>148</b>	<b>6</b>	<b>0</b>	<b>2</b>	<b>0</b>	<b>10</b>	<b>30</b>
14	Grand	20	0	1	13	0	1	15
	Moffat	22	1	1	4	0	0	14
	Routt	60	0	0	1	0	3	37
	<b>Total</b>	<b>102</b>	<b>1</b>	<b>2</b>	<b>18</b>	<b>0</b>	<b>4</b>	<b>66</b>
15	Baca	2	0	0	0	0	2	1
	Cheyenne	2	0	0	0	0	1	1
	Kiowa	0	0	0	0	0	0	1
	Prowers	19	0	0	24	0	0	43
	<b>Total</b>	<b>23</b>	<b>0</b>	<b>0</b>	<b>24</b>	<b>0</b>	<b>3</b>	<b>46</b>
16	Bent	10	0	0	0	1	1	9
	Crowley	8	0	0	1	0	0	2
	Otero	22	2	0	23	0	2	28
	<b>Total</b>	<b>40</b>	<b>2</b>	<b>0</b>	<b>24</b>	<b>1</b>	<b>3</b>	<b>39</b>
17	Adams	739	44	1	13	7	46	133
	Broomfield	96	1	0	1	0	3	101
	<b>Total</b>	<b>835</b>	<b>45</b>	<b>1</b>	<b>14</b>	<b>7</b>	<b>49</b>	<b>234</b>
18	Arapahoe-Aurora	338	13	0	3	3	46	63
	Arapahoe-Littleton	172	2	0	8	1	22	993
	Douglas	353	11	0	78	0	5	163
	Elbert	20	0	0	1	0	1	2
	Lincoln	28	0	0	1	0	0	10
	<b>Total</b>	<b>911</b>	<b>26</b>	<b>0</b>	<b>91</b>	<b>4</b>	<b>74</b>	<b>1,231</b>
19	Weld	343	9	1	31	2	23	201
20	Boulder	2	7	0	286	3	41	411
	Boulder-Longmont	47	0	0	60	0	12	77
	<b>Total</b>	<b>49</b>	<b>7</b>	<b>0</b>	<b>346</b>	<b>3</b>	<b>53</b>	<b>488</b>
21	Mesa	322	10	0	23	2	10	163
22	Dolores	5	0	0	1	0	0	1
	Montezuma	14	0	1	26	0	3	7
	<b>Total</b>	<b>19</b>	<b>0</b>	<b>1</b>	<b>27</b>	<b>0</b>	<b>3</b>	<b>8</b>
	<b>State Total</b>	<b>6,658</b>	<b>199</b>	<b>20</b>	<b>1,580</b>	<b>59</b>	<b>529</b>	<b>4,439</b>
	<b>Percent of State Total</b>	<b>9%</b>	<b>0%</b>	<b>0%</b>	<b>2%</b>	<b>0%</b>	<b>1%</b>	<b>6%</b>

Table 30: County Court Misdemeanor Filings by Type, FY 2008

District	Court Location	Trespass	Under Age			Criminal Attempt	Curfew Violation	Protection Order Violation	Total
			Alcohol Offense	Wildlife	Weapon				
12	Alamosa	5	55	0	6	0	0	36	558
	Conejos	0	28	0	3	0	0	3	171
	Costilla	0	6	4	0	0	0	0	226
	Mineral	3	3	5	0	0	0	0	30
	Rio Grande	3	57	2	2	0	0	24	397
	Saguache	9	18	4	6	0	0	7	197
	<b>Total</b>	20	167	15	17	0	0	70	1,579
13	Kit Carson	7	2	0	2	0	0	28	184
	Logan	2	23	21	1	0	0	79	393
	Morgan	15	113	27	3	0	0	110	811
	Phillips	0	8	1	1	0	0	8	50
	Sedgwick	0	0	1	1	0	0	2	24
	Washington	0	1	5	0	0	0	8	84
	Yuma	3	14	2	1	0	0	17	145
	<b>Total</b>	27	161	57	9	0	0	252	1,691
14	Grand	5	63	27	1	0	0	12	497
	Moffat	8	77	31	8	0	0	45	405
	Routt	22	151	80	12	0	0	23	762
		<b>Total</b>	35	291	138	21	0	0	80
15	Baca	2	15	10	0	0	0	5	89
	Cheyenne	4	10	0	0	0	0	2	40
	Kiowa	0	0	0	0	0	0	3	16
	Prowers	8	81	0	1	0	0	20	424
		<b>Total</b>	14	106	10	1	0	0	30
16	Bent	1	6	9	0	0	0	9	117
	Crowley	1	6	0	0	0	0	6	68
	Otero	9	98	2	3	0	0	40	531
		<b>Total</b>	11	110	11	3	0	0	55
17	Adams	76	296	28	62	0	0	290	5,453
	Broomfield	5	12	0	9	0	0	27	596
		<b>Total</b>	81	308	28	71	0	0	317
18	Arapahoe-Aurora	43	610	18	29	0	131	196	2,561
	Arapahoe-Littleton	11	434	0	22	0	11	150	3,150
	Douglas	36	474	75	26	0	14	366	3,061
	Elbert	4	63	2	0	0	0	19	245
	Lincoln	11	14	5	4	0	0	15	150
		<b>Total</b>	105	1,595	100	81	0	156	746
19	Weld	48	658	86	33	0	0	225	4,178
20	Boulder	52	888	22	30	0	0	89	3,729
	Boulder-Longmont	37	10	16	16	0	0	77	1,007
		<b>Total</b>	89	898	38	46	0	0	166
21	Mesa	75	584	57	35	0	0	132	3,884
22	Dolores	1	3	15	0	0	0	3	65
	Montezuma	7	151	28	13	0	0	59	663
		<b>Total</b>	8	154	43	13	0	0	62
	<b>State Total</b>	<b>1,105</b>	<b>9,299</b>	<b>1,389</b>	<b>769</b>	<b>6</b>	<b>419</b>	<b>4,269</b>	<b>74,136</b>
	<b>Percent of State Total</b>	<b>1%</b>	<b>13%</b>	<b>2%</b>	<b>1%</b>	<b>0%</b>	<b>1%</b>	<b>6%</b>	<b>100%</b>

Table 31: County Court Small Claims Filings by Type: FY2008

District	Court Location	Covenant	Change of Venue	Landlord Tenant	Money	Other	Total
1	Gilpin	0	0	0	17	0	17
	Jefferson	9	0	252	959	0	1,220
	<b>Total</b>	9	0	252	976	0	1,237
3	Huerfano	1	0	1	38	0	40
	Las Animas	0	0	0	90	0	90
	<b>Total</b>	1	0	1	128	0	130
4	El Paso	0	0	327	1,379	0	1,706
	Teller	5	0	1	63	0	69
	<b>Total</b>	5	0	328	1,442	0	1,775
5	Clear Creek	0	0	0	39	1	40
	Eagle-Basalt	0	0	1	18	0	19
	Eagle	0	0	0	207	0	207
	Lake	0	0	0	27	0	27
	Summit	0	0	3	150	0	153
	<b>Total</b>	0	0	4	441	1	446
6	Archuleta	0	0	0	46	1	47
	La Plata	0	0	2	154	0	156
	San Juan	0	0	0	5	0	5
	<b>Total</b>	0	0	2	205	1	208
7	Delta	0	0	0	149	0	149
	Gunnison	0	0	0	76	0	76
	Hinsdale	0	0	0	4	0	4
	Montrose-Nucla	0	0	0	12	0	12
	Montrose	0	0	16	169	0	185
	Ouray	0	0	3	13	1	17
	San Miguel	0	0	1	30	0	31
	<b>Total</b>	0	0	20	453	1	474
	8	Jackson	0	0	0	23	0
Larimer		0	0	0	604	0	604
Larimer-Loveland		0	0	0	191	0	191
<b>Total</b>		0	0	0	818	0	818
9	Garfield	0	0	0	136	0	136
	Pitkin	0	0	6	56	2	64
	Rio Blanco-Meeker	0	0	0	32	0	32
	Garfield-Rifle	0	0	0	97	0	97
	Rio Blanco	0	0	0	37	0	37
	<b>Total</b>	0	0	6	358	2	366
10	Pueblo	1	0	79	481	2	563
11	Chaffee	0	0	0	57	1	58
	Custer	1	0	1	22	0	24
	Fremont	0	0	39	141	0	180
	Park	0	0	3	51	0	54
	<b>Total</b>	1	0	43	271	1	316

Table 31: County Court Small Claims Filings by Type: FY2008

District	Court Location	Covenant	Change of Venue	Landlord Tenant	Money	Other	Total
12	Alamosa	0	0	1	91	4	96
	Conejos	0	0	0	26	0	26
	Costilla	0	0	0	7	0	7
	Mineral	0	0	0	7	0	7
	Rio Grande	0	0	0	52	0	52
	Saguache	0	0	0	29	0	29
	<i>Total</i>		0	0	1	212	4
13	Kit Carson	0	0	0	23	0	23
	Logan	0	0	6	63	0	69
	Morgan	0	0	1	89	1	91
	Phillips	0	0	2	9	1	12
	Sedgwick	0	0	0	19	0	19
	Washington	0	0	0	9	0	9
	Yuma	0	0	0	62	0	62
	<i>Total</i>		0	0	9	274	2
14	Grand	0	0	5	55	0	60
	Moffat	0	0	0	91	0	91
	Routt	0	0	0	98	1	99
	<i>Total</i>		0	0	5	244	1
15	Baca	0	0	0	47	0	47
	Cheyenne	0	0	0	5	0	5
	Kiowa	0	0	0	1	0	1
	Prowers	0	0	3	61	0	64
	<i>Total</i>		0	0	3	114	0
16	Bent	0	0	3	18	0	21
	Crowley	0	0	0	32	0	32
	Otero	0	0	6	84	0	90
	<i>Total</i>		0	0	9	134	0
17	Adams	6	1	90	903	1	1,001
	Broomfield	0	0	0	143	0	143
	<i>Total</i>		6	1	90	1,046	1
18	Arapahoe-Aurora	0	0	20	872	1	893
	Arapahoe-Littleton	2	1	51	581	1	636
	Douglas	0	0	1	589	0	590
	Elbert	0	0	0	55	0	55
	Lincoln	0	0	0	22	0	22
	<i>Total</i>		2	1	72	2,119	2
19	Weld	1	0	114	596	4	715
20	Boulder	0	0	0	489	0	489
	Boulder-Longmont	0	0	0	234	0	222
	<i>Total</i>		0	0	0	723	0
21	Mesa	0	0	23	407	0	430
22	Dolores	0	0	2	6	0	8
	Montezuma	0	0	0	51	0	51
	<i>Total</i>		0	0	2	57	0
<i>State Total</i>		<b>26</b>	<b>2</b>	<b>1,063</b>	<b>11,499</b>	<b>22</b>	<b>12,600</b>
<i>Percent of State Total</i>		<b>0%</b>	<b>0%</b>	<b>8%</b>	<b>91%</b>	<b>0%</b>	<b>100%</b>

Table 32: County Court Traffic Filings by Type, FY 2008

District	Court Location	Driving Under Suspension, Revocation or	Driving Under the Influence	Driving While Ability Impaired	Municipal Appeal (Court Not of Record)	Motor Vehicle	Total
		Denial					
1	Gilpin	200	127	9	0	300	636
	Jefferson	7,165	2,294	109	0	8,926	18,494
	<b>Total</b>	<b>7,365</b>	<b>2,421</b>	<b>118</b>	<b>0</b>	<b>9,226</b>	<b>19,130</b>
3	Huerfano	199	56	6	1	414	676
	Las Animas	278	109	7	0	795	1,189
	<b>Total</b>	<b>477</b>	<b>165</b>	<b>13</b>	<b>1</b>	<b>1,209</b>	<b>1,865</b>
4	El Paso	6,702	3,849	83	0	11,257	21,891
	Teller	253	205	40	0	346	844
	<b>Total</b>	<b>6,955</b>	<b>4,054</b>	<b>123</b>	<b>0</b>	<b>11,603</b>	<b>22,735</b>
5	Clear Creek	310	105	1	0	939	1,355
	Eagle-Basalt	47	50	1	0	122	220
	Eagle	656	440	16	0	1,145	2,257
	Lake	120	120	10	0	272	522
	Summit	449	317	22	0	1,223	2,011
<b>Total</b>	<b>1,582</b>	<b>1,032</b>	<b>50</b>	<b>0</b>	<b>3,701</b>	<b>6,365</b>	
6	Archuleta	132	62	2	0	217	413
	La Plata	554	393	18	0	1,021	1,986
	San Juan	1	1	0	0	14	16
	<b>Total</b>	<b>687</b>	<b>456</b>	<b>20</b>	<b>0</b>	<b>1,252</b>	<b>2,415</b>
7	Delta	218	150	1	0	354	723
	Gunnison	98	123	9	0	321	551
	Hinsdale	0	3	0	0	11	14
	Montrose-Nucla	21	20	0	0	29	70
	Montrose	428	275	29	0	652	1,384
	Ouray	49	39	1	0	94	183
	San Miguel	112	67	7	0	151	337
	<b>Total</b>	<b>926</b>	<b>677</b>	<b>47</b>	<b>0</b>	<b>1,612</b>	<b>3,262</b>
8	Jackson	7	5	0	0	45	57
	Larimer	1,629	1,430	58	0	2,543	5,660
	Larimer-Loveland	1,443	809	89	0	1,660	4,001
	<b>Total</b>	<b>3,079</b>	<b>2,244</b>	<b>147</b>	<b>0</b>	<b>4,248</b>	<b>9,718</b>
9	Garfield	325	315	10	0	687	1,337
	Garfield-Rifle	451	228	11	0	817	1,507
	Pitkin	127	159	0	0	213	499
	Rio Blanco-Meeker	97	69	3	0	446	615
	Rio Blanco-Rangely	54	35	2	0	144	235
<b>Total</b>	<b>1,054</b>	<b>806</b>	<b>26</b>	<b>0</b>	<b>2,307</b>	<b>4,193</b>	
10	Pueblo	1,961	911	34	3	2,215	5,124
11	Chaffee	0	100	9	0	437	546
	Custer	10	9	1	0	48	68
	Fremont	512	211	18	0	837	1,578
	Park	290	118	5	0	329	742
	<b>Total</b>	<b>812</b>	<b>438</b>	<b>33</b>	<b>0</b>	<b>1,651</b>	<b>2,934</b>

Table 32: County Court Traffic Filings by Type, FY 2008

District	Court Location	Driving Under Suspension, Revocation or	Driving Under the Influence	Driving While Ability Impaired	Municipal Appeal (Court Not of Record)	Motor Vehicle	Total
		Denial					
12	Alamosa	182	146	11	0	361	700
	Conejos	77	70	9	1	160	317
	Costilla	1	24	2	0	150	177
	Mineral	28	8	0	0	81	117
	Rio Grande	252	125	5	0	464	846
	Saguache	54	43	3	0	325	425
	<b>Total</b>		594	416	30	1	1,541
13	Kit Carson	170	29	6	1	334	540
	Logan	264	111	12	0	307	694
	Morgan	458	186	12	0	685	1,341
	Phillips	15	15	0	0	43	73
	Sedgwick	7	5	1	0	34	47
	Washington	72	22	0	0	114	208
	Yuma	89	49	0	0	165	303
	<b>Total</b>		1,075	417	31	1	1,682
14	Grand	211	182	3	1	347	744
	Moffat	238	131	4	0	317	690
	Routt	294	264	13	1	346	918
	<b>Total</b>		743	577	20	2	1,010
15	Baca	56	14	3	0	169	242
	Cheyenne	22	14	1	0	100	137
	Kiowa	47	7	1	0	176	231
	Prowers	205	83	9	0	1,007	1,304
	<b>Total</b>		330	118	14	0	1,452
16	Bent	64	14	1	0	112	191
	Crowley	59	19	3	0	73	154
	Otero	350	140	11	0	299	800
	<b>Total</b>		473	173	15	0	484
17	Adams	6,398	2,602	95	0	8,283	17,378
	Broomfield	725	413	13	0	1,327	2,478
	<b>Total</b>		7,123	3,015	108	0	9,610
18	Arapahoe-Aurora	4,478	1,364	22	0	6,596	12,460
	Arapahoe-Littleton	2,224	1,336	16	0	3,076	6,652
	Douglas	2,155	1,099	27	0	4,434	7,715
	Elbert	119	78	4	0	305	506
	Lincoln	92	13	1	0	282	388
	<b>Total</b>		9,068	3,890	70	0	14,693
19	Weld	4,045	1,662	129	0	4,629	10,465
20	Boulder	1,604	1,351	161	0	3,580	6,696
	Boulder-Longmont	686	314	12	0	966	1,978
	<b>Total</b>		2,290	1,665	173	0	4,546
21	Mesa	1,934	809	42	2	2,871	5,658
22	Dolores	35	16	1	0	68	120
	Montezuma	370	249	16	0	683	1,318
	<b>Total</b>		405	265	17	0	751
<b>State Total</b>		<b>52,978</b>	<b>26,211</b>	<b>1,260</b>	<b>10</b>	<b>82,293</b>	<b>162,752</b>
<b>Percent of State Total</b>		<b>33%</b>	<b>16%</b>	<b>1%</b>	<b>0%</b>	<b>51%</b>	<b>100%</b>

# Section V: Water Court



## WATER COURT JUDGES

Division One	Greeley	Roger A. Klein
Division Two	Pueblo	C. Dennis Maes
Division Three	Alamosa	O. John Kuenhold
Division Four	Montrose	J. Steven Patrick
Division Five	Glenwood Springs	Daniel B. Petre (1)
Division Six	Steamboat Springs	Michael A. O'Hara, III
Division Seven	Durango	Gregory G. Lyman



## **Water Court**

The Water Right Determination and Administration Act of 1969 created seven water divisions based upon the drainage patterns of major rivers in Colorado: the South Platte, Arkansas, Rio Grande, Gunnison, Colorado, White and San Juan rivers. Each water division is staffed by a division engineer appointed by the state engineer; a water judge appointed by the Colorado Supreme Court; a water referee appointed by the water judge; and a water clerk assigned by the district court.

Water judges are district judges who have jurisdiction in the determination of water rights, the use and administration of water, and all other water matters within the jurisdiction of the water division. There are no jury trials in water courts, and all appeals are filed directly with the Colorado Supreme Court.

All water courts operate under a standard case definition approved by the Colorado Supreme Court in 1981. This made possible the establishment of water court filing standards, which have been reported annually by water divisions since July 1, 1981.

Specific information regarding each of the seven water divisions is available at <http://www.courts.state.co.us/supct/supctwaterctindex.htm>.

Table 33: Water Court Filings, Claims, and Percent Change: FY 2007, FY 2008

<b>Division</b>	<b>FY07</b>	<b>FY08</b>	<b>Percent Change</b>
<b>One - Weld County, Greeley</b>			
Filings	287	336	17%
Claims	2,633	1,778	-32%
<b>Two - Pueblo County, Pueblo</b>			
Filings	142	112	-21%
Claims	735	874	19%
<b>Three - Alamosa County, Alamosa</b>			
Filings	64	28	-56%
Claims	199	1,235	521%
<b>Four - Montrose County, Montrose</b>			
Filings	221	210	-5%
Claims	566	518	-8%
<b>Five - Garfield County, Glenwood Springs</b>			
Filings	281	215	-23%
Claims	992	1,189	20%
<b>Six - Routt County, Steamboat Springs</b>			
Filings	93	126	35%
Claims	271	573	111%
<b>Seven - La Plata County, Durango</b>			
Filings	132	104	-21%
Claims	321	247	-23%
<b>State Total</b>			
<b>Filings</b>	<b>1,220</b>	<b>1,131</b>	<b>-7%</b>
<b>Claims</b>	<b>5,717</b>	<b>6,414</b>	<b>12%</b>

# Section VI: Office of Dispute Resolution



## The Office of Dispute Resolution

The Office of Dispute Resolution (ODR) was created by the Colorado Dispute Resolution Act in 1983. The ODR's mission is to establish or make available dispute resolution programs and related services throughout the state, as designated by the Chief Justice of Colorado's Supreme Court. The courts were encouraged to expand use of the Dispute Resolution Act by HJR 97-1020.

ODR assists the courts in designing, implementing, and administering dispute resolution programs, including multi-door courthouse programs which provide case screening to assist in matching cases to an appropriate dispute resolution process. ODR also provides dispute resolution services, including mediation and other services; helps establish Colorado's dispute resolution policies; provides information to the public regarding dispute resolution and Colorado's dispute resolution programs; collaborates with other individuals and organizations, including governmental units, such as bar associations, community mediation centers, schools, private and public dispute resolution programs, and others to increase access to dispute resolution services; consults with state and local governments regarding the design, implementation, and administration of dispute resolution programs; and provides dispute resolution education and training.

ODR first began mediating cases in FY 1985, with 54 domestic relations cases. In FY 2008, an estimated 7,411 domestic relations, civil, criminal, juvenile, dependency and neglect, truancy, county court, and probate cases were filed with ODR from 19 of the state's 22 judicial districts. Of these, 5,321 were mediated or provided other ADR services; the remaining cases were withdrawn by the parties for a variety of reasons, including settlement prior to mediation. Mediation services constituted approximately 93 percent of ODR's services in FY2008.

Other dispute resolution services provided included parenting coordination, parenting facilitation, family group conferences, settlement conferences, senior judge ADR Settlement Conferences, senior judge ADR screening conferences, and arbitration.

From the early 1990s through FY05, ODR was cash-funded by the fees paid for ADR services. Beginning in FY06, ODR instead receives a General Fund appropriation for program/administrative costs, and the parties pay the mediators directly for their services. ODR continues to provide free mediation services for indigent parties and subsidized mediation services for low-income parties in cases involving parenting issues, and has expanded its free ADR services for other indigent parties and for dependency and neglect cases, based on its General Fund appropriation and its continuing receipt of the federal Access and Visitation Program grant funds. Beginning in FY06, ODR also began offering mini-grants for community conflict resolution and restorative justice services. General information regarding the Office of Dispute Resolution is available at [www.ColoradoODR.org](http://www.ColoradoODR.org).

Case Type	Cases		Cases			Total # of cases ADR provided	ADR not provided <sup>3</sup>	Total cases filed with ODR <sup>4</sup>
	partially or completely resolved	Cases not resolved <sup>1</sup>	served left with proposal <sup>2</sup>	Cases inappropriate for ADR	Cases ongoing			
<b>Domestic</b>	2,346	790	445	64	91	3,736	1,594	5,330
<b>Percentage</b>	63%	21%	12%	2%	2%			
<b>District Civil</b>	119	55	37	2	20	233	186	419
<b>Percentage</b>	51%	24%	16%	1%	8%			
<b>Juvenile</b>	175	41	11	8	6	241	83	324
<b>Percentage</b>	73%	17%	5%	3%	2%			
<b>Criminal</b>	163	36	4	22	10	235	20	255
<b>Percentage</b>	70%	15%	2%	9%	4%			
<b>County Civil</b>	168	94	33	1	1	297	115	412
<b>Percentage</b>	57%	32%	11%	0%	0%			
<b>Dependency &amp; Neglect</b>	286	42	59	4	5	396	50	446
<b>Percentage</b>	72%	11%	15%	1%	1%			
<b>Child Support Enforcement</b>	60	9	7	1	0	77	25	102
<b>Percentage</b>	78%	12%	9%	1%	0%			
<b>Probate</b>	3	4	2	1	0	10	6	16
<b>Percentage</b>	30%	40%	20%	10%	0%			
<b>Small Claims</b>	10	9	0	0	0	19	2	21
<b>Percentage</b>	53%	47%	0%	0%	0%			
<b>Restraining Orders</b>	39	9	8	0	0	56	7	63
<b>Percentage</b>	70%	16%	14%	0%	0%			
<b>Court of Appeals Domestic</b>	2	5	0	0	1	8	1	9
<b>Percentage</b>	25%	63%	0%	0%	12%			
<b>Other</b>	5	2	0	0	0	7	0	7
<b>Percentage</b>	71%	29%	0%	0%	0%			
<b>Truancy</b>	0	0	0	0	6	6	1	7
<b>Percentage</b>	0%	0%	0%	0%	0%			
<b>Total Cases Provided</b>	<b>3,376</b>	<b>1,096</b>	<b>606</b>	<b>103</b>	<b>140</b>	<b>5,321</b>	<b>2,090</b>	<b>7,411</b>
<b>Percentage</b>	63%	21%	11%	2%	3%			

<sup>1</sup> No agreement was reached or award entered at time of service. The parties may or may not have settled subsequent to ADR service; this information is not available.

<sup>2</sup> A proposed agreement was reached at time of service, but not signed. Parties left with proposal. Information is not available as to whether this agreement was finalized.

<sup>3</sup> ADR was not provided for a variety of reasons, including settlement prior to mediation, refusal by one party, decision to use another provider, and other.

<sup>4</sup> Total number of cases filed indicates the number of party contacts to initiate ADR services (mediation, arbitration, parenting plan facilitation, etc.) Prior to FY2008 data on number of case contacts was not measured in ODR reports.

Judicial District	Child Support													Total Cases Served
	Domestic	District Civil	Juvenile	Criminal	County Civil	Dependency & Neglect	Enforcement	Probate	Small Claims	Restraining Orders	Court of Appeals	Other	Truancy	
1	197	17	10	0	3	0	0	0	0	0	0	1	0	228
2	266	35	134	0	1	136	41	0	0	0	8	0	6	627
3	20	3	0	0	0	0	0	0	0	0	0	0	0	23
4	973	51	0	235	163	222	0	2	0	56	0	1	0	1,703
5	29	3	2	0	1	0	0	0	0	0	0	1	0	36
6	1	1	0	0	0	0	0	0	0	0	0	0	0	2
7	13	2	0	0	41	0	0	1	1	0	0	1	0	59
8	341	5	19	0	0	31	2	0	0	0	0	1	0	399
9	28	0	0	0	0	0	0	0	0	0	0	0	0	28
10	281	11	9	0	25	0	0	0	3	0	0	0	0	329
11	179	6	7	0	8	1	1	0	9	0	0	0	0	211
12	2	0	0	0	0	0	0	0	0	0	0	0	0	2
13	106	0	2	0	0	0	0	0	0	0	0	0	0	108
14	25	0	0	0	0	0	0	0	0	0	0	1	0	26
15	1	0	0	0	0	0	0	0	0	0	0	0	0	1
16	2	0	0	0	0	1	0	0	0	0	0	0	0	3
17	52	2	3	0	0	1	1	0	0	0	0	0	0	59
18	739	78	27	0	38	0	32	5	6	0	0	0	0	925
19	132	0	19	0	2	4	0	0	0	0	0	0	0	157
20	96	17	0	0	12	0	0	1	0	0	0	0	0	126
21	253	2	9	0	3	0	0	1	0	0	0	1	0	269
22	0	0	0	0	0	0	0	0	0	0	0	0	0	0
<b>State Total</b>	<b>3,736</b>	<b>233</b>	<b>241</b>	<b>235</b>	<b>297</b>	<b>396</b>	<b>77</b>	<b>10</b>	<b>19</b>	<b>56</b>	<b>8</b>	<b>7</b>	<b>6</b>	<b>5,321</b>

\*Mediation services constituted approximately 93% of ODR's services in FY2008. For detail concerning mediation services see Table 35 of this report. Other dispute resolution services provided include parenting plan facilitation, parenting coordination and decision making, family group conferences, settlement conferences, senior judge ADR settlement conferences, arbitration, mediation-arbitration, and early neutral evaluation.

Court of Appeals domestic case pilot program started FY2008 with senior appellate judges.

Other category includes 3 federal government agency cases, 1 homeowners' association (HOA) non-court case, and 3 unidentified cases.

Judicial District														Total Cases Mediated
	District Domestic	District Civil	District Juvenile	District Criminal	County Civil	Dependency & Neglect	Child Support Enforcement	Probate	Small Claims	Restraining Orders	Court of Appeals*	Other	Truancy	
1	195	17	9	0	3	0	0	0	0	0	0	1	0	225
2	221	34	90	0	1	26	41	0	0	0	0	0	0	413
3	19	3	0	0	0	0	0	0	0	0	0	0	0	22
4	917	39	0	225	163	219	0	2	0	56	7	1	0	1,629
5	22	3	2	0	1	0	0	0	0	0	0	1	0	29
6	1	1	0	0	0	0	0	0	0	0	0	0	0	2
7	13	2	0	0	41	0	0	1	1	0	0	0	0	58
8	331	5	18	0	0	29	2	0	0	0	0	0	0	385
9	26	0	0	0	0	0	0	0	0	0	0	0	0	26
10	278	11	9	0	25	0	0	0	3	0	0	0	0	326
11	177	6	7	0	8	1	1	0	9	0	0	0	0	209
12	2	0	0	0	0	0	0	0	0	0	0	0	0	2
13	98	0	1	0	0	0	0	0	0	0	0	0	0	99
14	24	0	0	0	0	0	0	0	0	0	0	1	0	25
15	1	0	0	0	0	0	0	0	0	0	0	0	0	1
16	2	0	0	0	0	1	0	0	0	0	0	0	0	3
17	52	2	3	0	0	1	1	0	0	0	0	0	0	59
18	734	71	27	0	38	0	32	5	6	0	0	0	0	913
19	123	0	18	0	2	4	0	0	0	0	0	0	0	147
20	88	17	0	0	12	0	0	1	0	0	0	0	0	118
21	252	2	9	0	3	0	0	1	0	0	0	1	0	268
22	0	0	0	0	0	0	0	0	0	0	0	0	0	0
<b>State Total</b>	<b>3,576</b>	<b>213</b>	<b>193</b>	<b>225</b>	<b>297</b>	<b>281</b>	<b>77</b>	<b>10</b>	<b>19</b>	<b>56</b>	<b>7</b>	<b>5</b>	<b>0</b>	<b>4,959</b>

\*Court of Appeals domestic case pilot program started FY2008 with senior appellate judges.

# Section VII:

## Financial Information





## FINANCIAL INFORMATION

In Fiscal Year 2008, the Judicial Branch had a budget of \$306.1 million (\$215.8 million in general funds and \$90.3 million in cash and federal funds) and 3334.4 full-time equivalent staff. The increase over FY2007 reflects \$15.6 in salary-related statewide common policy adjustments, \$7.4 for new probation and trial court staff, \$3.7 in cash-funds to allow for the first year of HB07-1054 judges and staff, \$2.1 in cash-funding for a new courthouse security grant program \$2.2 million in cash-fund spending authority increases for probation services and treatment funding and \$4.1 in cash-fund increases for victim's compensation and victim assistance.

In FY2008, personnel costs of \$180.7 million comprised the largest portion of the budget. Benefits accounted for \$27.2 million, operating costs \$11.2 million, victims' compensation and assistance programs \$21.7 million dollars and \$16.5 million was appropriated to mandated/interpreter costs for court appointed counsel, jury, interpreter and court costs. The remaining \$48.8 million was appropriated in various areas including federal funds and grants, the collections program, training, courthouse furnishings, leased space and other miscellaneous items.

<b>FY2008</b>	
<b>Total Funds</b>	
(millions)	
Personal Services (non Judge)	\$149.7
Personal Services (Judge)	\$31.0
Benefits	\$27.2
Operating	\$11.2
Mandated Costs/Interpreter Cost	\$16.5
Victims Comp/Assistance	\$21.7
Other	\$48.8
<b>Total</b>	<b>\$306.1</b>

The Judicial Branch's FY2008 appropriation represented 2.3% of the State of Colorado's total appropriated budget.

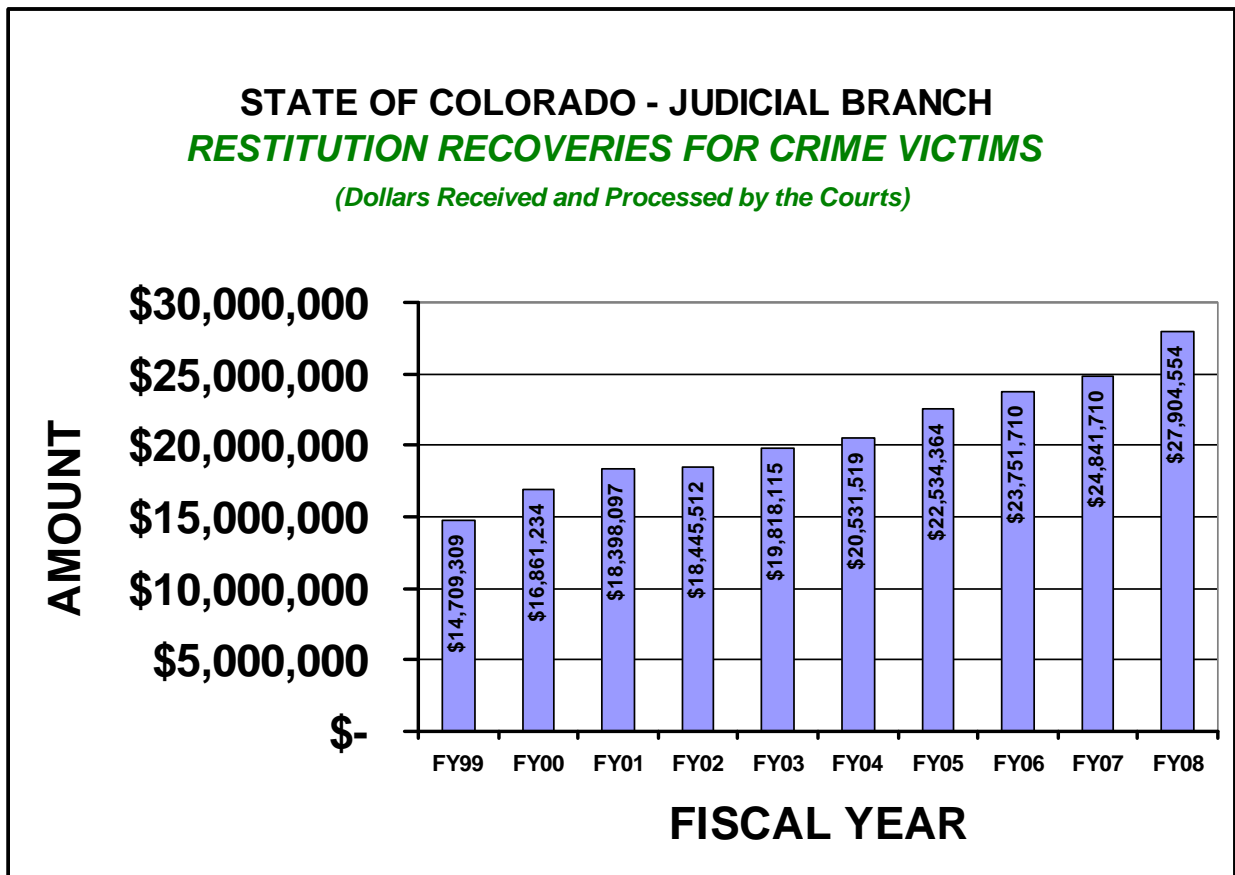
**COLORADO JUDICIAL BRANCH  
Fiscal Year 2007-08 Collections**

CATEGORY	AMOUNT
<b>GENERAL FUND</b>	
1% Asset Forfeiture	\$ 11,015
Copy Work, Certifications, etc.	\$ 855,513
Court Registry Interest, NSF Fees, and Other Miscellaneous Fees	\$ 273,534
Miscellaneous Civil/Probate Docket Fees and Related	\$ 18,060,517
Miscellaneous Criminal Docket Fees and Related	\$ 7,695,251
Public Defender Fees	\$ 154,292
Supreme Court Docket Fee Tax (Non-Appeal Filings)	\$ 400
Unclaimed Funds	\$ 424,637
Victims Assistance (General Fund Portion)	\$ 1,918,444
Water Case Filing & Mailing Fees	\$ 175,725
<b>Subtotal</b>	<b>\$ 29,569,328</b>
<b>Percentage of Total</b>	<b>17.1%</b>
<b>HIGHWAY USER'S TRUST FUND</b>	
D.U.I. Fines	\$ 1,509,747
Traffic Fines & Forfeits	\$ 8,299,189
<b>Subtotal</b>	<b>\$ 9,808,936</b>
<b>Percentage of Total</b>	<b>5.7%</b>
<b>VICTIM FUNDS</b>	
Restitution (Reimbursements to Victims of Crime for Losses Incurred)	\$ 27,904,554
Victims Assistance Surcharges (for Local and State Victims Assistance Grant Programs)	\$ 16,006,732
Victims Compensation Costs (for Local Victims Compensation Programs)	\$ 11,819,655
<b>Subtotal</b>	<b>\$ 55,730,941</b>
<b>Percentage of Total</b>	<b>32.3%</b>
<b>OTHER SPECIAL PURPOSES AND FUNDS</b>	
Adolescent Substance Abuse Surcharges (for Div. of Alcohol & Drug Abuse)	\$ 65,275
Alcohol Evaluation/Supervision Fees	\$ 5,315,887
Animal Cruelty Surcharges (for Dept. of Agriculture)	\$ 2,776
Attorney Fee Reimbursements	\$ 153,821
Child Abuse Investigation Surcharge (for Div. of Criminal Justice)	\$ 25,974
Colorado Children's Trust Fund (for Dept. of Public Health and Environment)	\$ 328,373
Continuing Legal Education Fund	\$ 357,009
Court Security Fund	\$ 2,707,636
Data Access and E-file Fees	\$ 2,658,392
Displaced Homemaker Fee (for Dept. of Labor and Employment)	\$ 104,940
Drug Offender Surcharge Cash Fund (for Various Criminal Justice Agencies)	\$ 4,862,410
Drug Offender Surcharge Cost Recov. Portion	\$ 248,161
Family Friendly Courts Surcharge	\$ 360,149
Family Stabilization Fees (for Dept. of Human Services)	\$ 2,541,633
Felony, Misdemeanor Fines (Judicial Fines Collection Cash Fund)	\$ 1,864,892
Highway Constr. Workers Safety Fund (for Dept. of Transportation)	\$ 28,414
Illegal Alien - Bond Forfeitures	\$ 1,650
Judicial Performance Fund	\$ 870,983
Judicial Stabilization Fund	\$ 17,257,187
Law Enforcement Assistant Fees (for Dept. of Health and Environment, Transportation Safety, Human Services)	\$ 2,115,408
Law Examiner Board Fund	\$ 913,306
Municipalities & Counties Share of Fees & Fines Collected	\$ 8,787,449
Offender ID Fund (for Dept. of Public Safety and Judicial Dept.)	\$ 268,119
Office of Dispute Resolution Fund	\$ 3,306
Outstanding Judgment & Warrant Fees (Judicial Dept. portion)	\$ 1,379,207
Persistent Drunk Driver Surcharge (for Dept. of Transportation, Revenue, Human Services)	\$ 1,165,470
Probation Supervision Fees (for Judicial Offender Services Fund)	\$ 10,723,009
Sex Offender Surcharge Fund (for Various Criminal Justice Agencies)	\$ 434,902
Supreme Court Committee Fund (Attorney Regulation)	\$ 7,246,074
Supreme Court Law Library Fund	\$ 512,396
Tax- Vital Statistics (for Dept. of Public Health and Environment)	\$ 81,995
Time Payment/Late Fees (Judicial Collection Enhancement Fund)	\$ 2,866,830
Traumatic Brain Injury Surcharges (for Dept. of Human Services)	\$ 767,233
Victim Addr. Confidentiality Surcharges (for Secy of State)	\$ 78,965
Useful Public Service Fees Collected (Judicial Operated Programs)	\$ 373,009
Wildlife and Parks and Rec. Funds (for Dept. of Natural Resources)	\$ 88,998
Youthful Offender Surcharge	\$ 273
<b>Subtotal</b>	<b>\$ 77,561,510</b>
<b>Percentage of Total</b>	<b>44.9%</b>
<b>TOTAL ALL CATEGORIES</b>	<b>\$ 172,670,715</b>

## JUDICIAL BRANCH COLLECTIONS

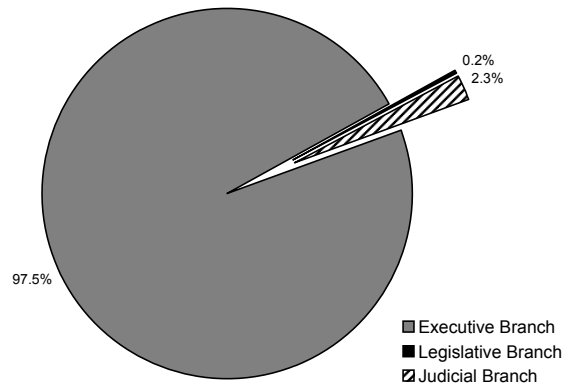
In Fiscal Year 2008, the state courts throughout Colorado collected \$27.9 million in restitution for victims of crime along with \$ 145 million in other statutory fines, fees, and costs, bringing in a combined total of nearly \$173 million (up 13% from last year's \$153 million). Collection efforts are concentrated in Collections Investigator offices in the local courts and probation departments. Under this state wide program, the Judicial Branch has implemented a variety of proactive strategies and procedures to maximize the collection of restitution, fines and fees. Examples include: investigating offender assets and earnings; issuing wage attachments; locating offenders who are attempting to avoid their financial obligations to the court; intercepting state income tax refunds, lottery winnings, and property previously unclaimed; bank account garnishments; suspensions of drivers licenses; and referral of accounts to private collection agencies. In addition to the Collections Investigators, other system personnel also play key roles in enforcing payment including judges, clerks, probation officers, court administrators, district attorneys, and other criminal justice agencies.

Helping make victims of crime whole through the recovery of restitution continues to be a major emphasis for the Branch. The chart below shows the restitution recoveries over the last ten years.

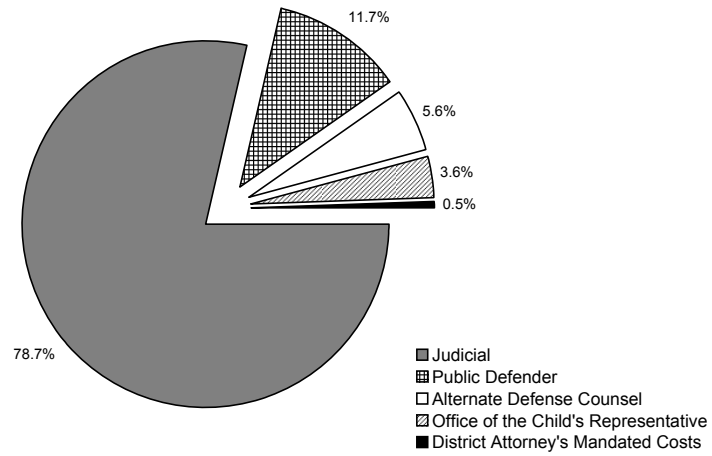


## FY 2008 Final Appropriations

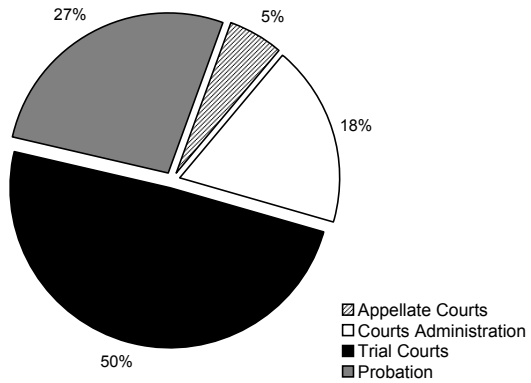
**FY2008 Statewide  
Total Appropriations**



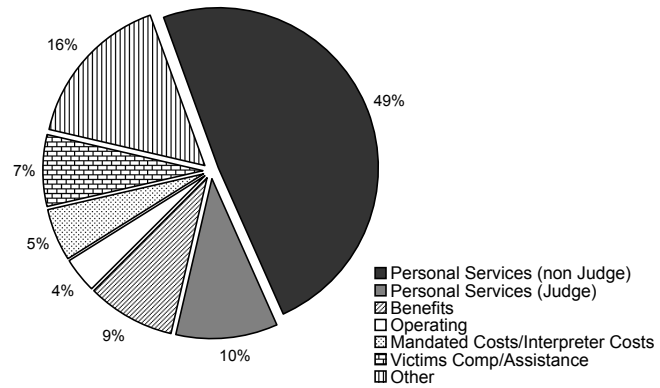
**FY 2008 Judicial Appropriation  
By Agency**



**FY2008 Judicial Appropriation  
by Major Program**



**FY 2008 Judicial Appropriation  
By Major Cost Category**



# Section VIII: Colorado Probation



## CHIEF PROBATION OFFICERS

**FIRST**  
**JUDICIAL DISTRICT**  
Cheryl Lammers

**SECOND ADULT**  
**JUDICIAL DISTRICT**  
Bob Mowatt  
Fran Jamison, Deputy

**SECOND JUDICIAL DISTRICT**  
**JUVENILE**  
Shawn Cohn

**THIRD**  
**JUDICIAL DISTRICT**  
Bernie Fay

**FOURTH**  
**JUDICIAL DISTRICT**  
Jack Rusczyk

**FIFTH**  
**JUDICIAL DISTRICT**  
Laurel Lamont

**SIXTH**  
**JUDICIAL DISTRICT**  
Vic Blasi

**SEVENTH**  
**JUDICIAL DISTRICT**  
Carrol Warner

**EIGHTH**  
**JUDICIAL DISTRICT**  
Paul Cooper

**NINTH**  
**JUDICIAL DISTRICT**  
Shawnee Barnes

**TENTH**  
**JUDICIAL DISTRICT**  
David Simental

**ELEVENTH**  
**JUDICIAL DISTRICT**  
Lisa Lane  
Chris Gastelle (effective 10/08)

**TWELFTH**  
**JUDICIAL DISTRICT**  
Bill Gurule

**THIRTEENTH**  
**JUDICIAL DISTRICT**  
Steven Proctor

**FOURTEENTH**  
**JUDICIAL DISTRICT**  
Dennis Martinez

**FIFTEENTH**  
**JUDICIAL DISTRICT**  
Byron Hall

**SIXTEENTH**  
**JUDICIAL DISTRICT**  
Tobin Wright

**SEVENTEENTH**  
**JUDICIAL DISTRICT**  
Mike Garcia

**EIGHTEENTH**  
**JUDICIAL DISTRICT**  
Robin Leaf  
Margaret Milner, Deputy

**NINETEENTH**  
**JUDICIAL DISTRICT**  
Kevin Nelan  
Mary Nagler, Deputy

**TWENTIETH**  
**JUDICIAL DISTRICT**  
Greg Brown

**TWENTY-FIRST**  
**JUDICIAL DISTRICT**  
Susan Gilbert

**TWENTY-SECOND JUDICIAL**  
**DISTRICT**  
Vic Blasi

Updated 9/08

# **COLORADO PROBATION**

*Colorado Probation is Committed to Public Safety, Victim and Community  
Reparation through Offender Accountability, Skill and Competency Development  
and Services to the Communities of Colorado.*

The above Statement of Common Ground was developed to clearly identify the critical functions of justice that unify all probation departments in carrying out their mission. Probation's commitment to these practices requires the implementation of innovative approaches to offender assessment, supervision, victim involvement and services to the community. As new research becomes available and as best practices evolve it is necessary to adapt Probation's practices to better serve the public and increase public safety for the residents of Colorado.

This year's statistical report reflects our commitment to improve results, protect the public, reduce the overall cost of the correctional system and increase services to victims of crime.

## ***Probation Programs***

The Colorado Judicial Department administers adult and juvenile probation in the state's 22 judicial districts. This includes 23 probation departments with over 50 separate probation locations throughout the state. The Division of Probation Services develops and publishes guidelines and standards for regular probation supervision and all intensive probation programs. Within the limits of statute and these state standards, each district is free to develop and structure programs that address the needs of the local court and the community. In all districts, offenders are assessed on risk and need factors. Based on this assessment, those placed on regular probation are put on minimum, medium or maximum supervision.

The number of adult offenders sentenced to state probation in FY 2008 was 25,778 and on June 30, 2008 there were 39,727 adult offenders on supervision. In FY 2008, 59 percent of adults completed regular state probation successfully. An additional 2,192 adult offenders were sentenced to a specialized program and 13,982 were sentenced to private probation supervision.

In Fiscal Year 2008, 5,924 juvenile offenders were sentenced to probation and on June 30, 2008 there were 7,205 juvenile offenders on supervision. In FY 2008, 72 percent of juveniles completed regular state probation successfully. An additional 479 juvenile offenders were sentenced to Juvenile Intensive Supervision Probation (JISP).

## ***Intensive Offender Programs***

Intensive programs are created in statute or otherwise established through a specific appropriation and provide the court with community sentencing options for high-risk offenders. These programs are offered only through state probation. Three main goals drive intensive probation programs. They are to assess criminal risk and provide enhanced levels of supervision; target offenders' service needs that relate to ongoing criminal activity; and identify and make referrals for appropriate treatment and services to reduce criminal behavior. Offenders must meet certain criteria, based on assessed risk and need, before being screened for placement in an intensive probation program. These programs offer specialized assessments, offense specific treatment, electronic monitoring, cognitive skills training, educational assessments, and literacy and employment programs. These intensive offender programs include adult intensive supervision; juvenile intensive supervision; the female offender program; and sex offender intensive supervision for adults.

### ***Adult Intensive Supervision Probation***

The Adult Intensive Supervision Probation (AISP) Program was implemented statewide in FY 1982, as a community sentencing alternative to incarceration for selected high risk adult offenders. In

FY 1997, as a result of its proven effectiveness, the General Assembly approved expansion of the program's capacity from 750 to 1,500 offenders annually. The program is designed to deliver intensive case management that includes daily contact with the offender, increased levels of drug testing, curfews, electronic monitoring, home visits and required employment or educational/vocational efforts and attendance in treatment, as deemed necessary. There are 59.75 FTE AISP officers and the number of offenders assigned to an AISP officer is capped at 25. In FY2008 there were 1,508 offenders sentenced to AISP and on June 30, 2008 there were 1,490 on AISP. In FY 2008, 727 (54%) offenders successfully completed the program who might otherwise have served sentences to the Department of Corrections.

### ***Juvenile Intensive Supervision Probation***

The Juvenile Intensive Supervision Probation (JISP) Program was implemented in FY 1991 as a community sentencing option for selected high risk juvenile offenders. As a result of its proven effectiveness the General Assembly approved expansion of the program sufficient to allow its existence in all 22 judicial districts. The program is designed to deliver intensive case management to include monitoring of school progress, referral for remedial educational assistance, home visits, electronic monitoring, drug testing, skill building and treatment services, as required. There are 26.75 FTE JISP officers and the number of juveniles assigned to a JISP officer is capped at 18. In FY2008 there were 479 juveniles sentenced to JISP and on June 30, 2008 there were 465 on JISP. In FY 2008, 204 (41%) juveniles successfully completed the program who might otherwise have served sentences in the Division of Youth Corrections.

### ***Female Offender Program***

The Female Offender Program (FOP) was initially a grant funded pilot project developed in FY 1991, to intervene in the lives of high risk, substance abusing female offenders. In FY 1995 the General Assembly, based on the results of the pilot program, provided state funding. The program is designed to deliver intensive gender based case management to include frequent contact, skill building, regular employment or vocational/educational efforts, drug testing, home visits, electronic monitoring and participation in treatment, as required. The program was terminated in FY 2004 as a result of required budget reductions. Prior to the programs termination there was a 0% recidivism rate, for two years following termination from probation, for those offenders that successfully completed the program in FY 2001 and FY 2002. The FOP was re-funded to its previous level in FY 2005 and increased by additional 3.5 FTE. There are 9.5 FTE FOP officers (located in the 10 judicial districts with the highest percent of women sentenced to DOC). The number of women assigned to each FOP officer is capped at 30. In FY 2008 there were 231 female offenders sentenced to FOP and on June 30, 2008 there were 338 on FOP. In FY 2008, 112 (65%) women successfully completed the program who might otherwise have served sentences to the Department of Corrections.

### ***Sex Offender Intensive Supervision Probation***

The Sex Offender Intensive Supervision Probation (SOISP) Program is designed to provide the highest level of supervision to adult sex offenders who are placed on probation. Although initially created in statute in FY 1998 primarily for lifetime supervision cases, based on the risk posed by those offenders, the legislature made a significant change to the statute in FY 2001. All felony sex offenders convicted on or after July 1, 2001, are statutorily mandated to be supervised by the SOISP program. The initial staffing appropriated (46 FTE) in FY 1999 and FY 2000 was judged to be sufficient to meet the supervision requirements for the period necessary to achieve full program implementation. The program design includes a capped caseload of 25 offenders per SOISP officer.

Adult sex offending behavior is considered to be a life-long problem in which the goal is not "curing" the offender, but rather management or control of the assaultive behavior. The State of Colorado has adopted a model of containment in the supervision and management of sex offenders.



Depending on the offender, elements of containment may include severely restricted activities, daily contact with a probation officer, curfew checks, home visitation, employment visitation and monitoring, drug and alcohol screening, and/or sex offense specific treatment to include the use of polygraph testing. SOISP consists of three phases, each with specific criteria that must be met prior to a reduction in the level of supervision. In FY 2008 there were 453 female offenders sentenced to SOISP and on June 30, 2008 there were 1,184 on SOISP. In FY 2008 the program successfully terminated 101 (35%) offenders from the SOISP program who might otherwise have served sentences to the Department of Corrections. It is important to note that approximately half of the SOISP probationers are serving indeterminate sentences (minimum of 10 years), so fewer in this group are eligible for termination each year.

## ***Other Probation Programs***

### ***Private Probation***

Chief Justice Directive 04-03 (originally CJD 96-05), defines the priority use of probation resources and defines the circumstances under which districts may contract with private probation. Part III of the directive states that districts may enter into agreements with public or private entities for the provision of probation services, including investigation services and the supervision of lower risk adult probationers. Colorado Probation has utilized private probation contract services since FY 1996, due in part to the inadequacy of staff resources to supervise all offenders sentenced to probation at the level required by Standard. In FY2008 there were 13,982 offenders sentenced to private probation of these 6,693 were on supervision for a DUI while 7,289 were sentenced for some other criminal offense. On June 30, 2008 there were 20,302 offenders being managed under private probation service contracts. Of these, 10,310 were on supervision for a DUI while 9,992 were on supervision for some other criminal offense. In FY 2008 private probation successfully terminated 4,703 (82%) DUI offenders and another 4,217 (78%) criminal offenders. By utilizing private probation for these lower risk offenders, State probation departments can concentrate their resources on the higher risk offenders.

### ***DUI/DWAI Offenders***

In FY 2007 the Alcohol and Drug Driving Safety (ADDS) Program was fully integrated within each probation department. This integration provides an enhanced ability to deliver supervision for the higher risk portion of the Drinking/Driving offending population. The ADDS program conducts alcohol/drug evaluations and makes treatment recommendations for offenders convicted of driving under the influence of, or impaired by, drugs or alcohol. In FY 2008 the program completed 27,898 DUI/DWAI Evaluations for Colorado's county courts, excluding Denver County. The total number of monitored offenders is now included in this report. In FY2008 there were 11,390 offenders sentenced to monitoring. On June 30, 2008 there were 18,515 DUI/DWAI offenders being monitored by State Probation. In FY2008 state probation successfully terminated 12,462 (81%) DUI monitored offenders. Other DUI/DWAI offenders who were sentenced to probation supervision are included in this report in the Adult Probation section but are not separately identified.

### ***Victim Services***

In FY 1993 Colorado's General Assembly enacted victims' rights legislation for victims of personal crime. In 1996, the Victims' Rights Act was amended to require Colorado Probation departments to provide victim services. Each of the state's 23 probation departments is providing services to victims when the offender is placed on probation. In addition to provision of referrals and general assistance, in FY 2008 Probation Victim Assistance Coordinators sent 16,988 letters to victims of crime informing them of their right to receive notification; of these victims 18 percent (3,066) requested receipt of the statutorily required notification. There were a total of 9,826 critical probation notification events (defined in Table 97) in which victims were notified.

TABLE 38

**Grand Totals - Probation**  
**Adult Regular, Private, Juvenile, Intensive Programs, Monitoring and Investigations for**  
**FY2007 and FY2008**

	Investigations/DUI Evaluations		New Clients		Closures		Active as of June 30 (Supervision/Monitoring)	
	FY2007	FY2008	FY2007	FY2008	FY2007	FY2008	FY2007	FY2008
<b>State Adult Regular</b>	15,440	15,391	23,401	25,778	18,878	18,543	36,847	39,727
<b>Adult Intensive Supervision (AISP)</b>			1,568	1,508	1,856	1,655	1,569	1,490
<b>Sex Offender Intensive Supervision (SOISP)</b>			364	453	263	326	1,062	1,184
<b>Female Offender Program (FOP)</b>			256	231	255	243	326	338
<b>Private Probation Non-DUI/DWAI</b>			6,421	6,693	5,815	5,455	9,644	9,992
<b>Private Probation DUI/DWAI</b>			5,430	7,289	5,221	5,738	8,117	10,310
<b>State Monitored DUI/DWAI</b>	26,201	27,255	11,390	14,672	17,328	15,598	21,040	18,515
<b>Grand Total Adult Population</b>	<b>41,641</b>	<b>42,646</b>	<b>48,830</b>	<b>56,624</b>	<b>49,616</b>	<b>47,558</b>	<b>78,605</b>	<b>81,556</b>

	Investigations		New Clients		Closures		Active as of June 30 (Supervision)	
	FY2007	FY2008	FY2007	FY2008	FY2007	FY2008	FY2007	FY2008
<b>State Juvenile</b>	2,640	2,437	6,030	5,924	5,433	4,733	7,162	7,205
<b>Juvenile Intensive Supervision (JISP)</b>			480	479	589	508	458	465
<b>Grand Total Juvenile Population</b>	<b>2,640</b>	<b>2,437</b>	<b>6,510</b>	<b>6,403</b>	<b>6,022</b>	<b>5,241</b>	<b>7,620</b>	<b>7,670</b>

Source: Adult, Private, Juvenile, Intensive Programs and Monitoring monthly statistical reports submitted by probation districts for July 2007-June 2008.

TABLE 39

**FY 2008**  
**Colorado Adult Probation**  
**State Regular and Non-DUI/DWAI Private Combined**  
**Successful/Unsuccessful Terminations**

	SUCCESSFUL TERMINATIONS				UNSUCCESSFUL TERMINATIONS											
TYPE:	Successful				Revoked				Absconded				Total Terminations			
	Private (Non-DUI/DWAI)		TOTAL		Private (Non-DUI/DWAI)		TOTAL		Private (Non-DUI/DWAI)		TOTAL		Private (Non-DUI/DWAI)		TOTAL	
DISTRICT	Number	Number	Number	%	Number	Number	Number	%	Number	Number	Number	%	Number	Number	Number	%
1	850	606	1,456	62%	346	65	411	17%	320	175	495	21%	1,516	846	2,362	100%
2	1,248	0	1,248	53%	417	0	417	18%	690	0	690	29%	2,355	0	2,355	100%
3	73	0	73	72%	15	0	15	15%	14	0	14	14%	102	0	102	100%
4	736	270	1,006	54%	367	78	445	24%	262	140	402	22%	1,365	488	1,853	100%
5	362	57	419	72%	54	0	54	9%	95	16	111	19%	511	73	584	100%
6	235	27	262	71%	55	1	56	15%	46	4	50	14%	336	32	368	100%
7	176	5	181	76%	25	0	25	10%	33	0	33	14%	234	5	239	100%
8	627	340	967	75%	125	20	145	11%	133	51	184	14%	885	411	1,296	100%
9	178	114	292	80%	14	0	14	4%	32	26	58	16%	224	140	364	100%
10	329	125	454	57%	156	8	164	21%	158	23	181	23%	643	156	799	100%
11	286	58	344	68%	90	5	95	19%	66	4	70	14%	442	67	509	100%
12	152	78	230	67%	44	22	66	19%	33	16	49	14%	229	116	345	100%
13	211	51	262	72%	48	13	61	17%	39	3	42	12%	298	67	365	100%
14	157	0	157	77%	26	0	26	13%	22	0	22	11%	205	0	205	100%
15	82	0	82	79%	9	0	9	9%	13	0	13	13%	104	0	104	100%
16	120	0	120	75%	16	0	16	10%	23	0	23	14%	159	0	159	100%
17	1,016	422	1,438	63%	413	7	420	19%	350	59	409	18%	1,779	488	2,267	100%
18	891	1,110	2,001	67%	372	33	405	13%	508	89	597	20%	1,771	1,232	3,003	100%
19	545	240	785	67%	170	28	198	17%	138	57	195	17%	853	325	1,178	100%
20	329	506	835	70%	94	80	174	15%	115	66	181	15%	538	652	1,190	100%
21	338	184	522	70%	77	27	104	14%	83	36	119	16%	498	247	745	100%
22	100	24	124	62%	35	4	39	19%	33	5	38	19%	168	33	201	100%
STATE	9,041	4,217	13,258	64%	2,968	391	3,359	16%	3,206	770	3,976	19%	15,215	5,378	20,593	100%

Key: *Successful Terminations*: This number includes the state successful terminations and private (Non-DUI/DWAI) successful terminations.

*Unsuccessful Terminations*: This column includes those probationers who were revoked or absconded. A revocation is defined as a termination from probation supervision for a technical violation, new misdemeanor, or new felony. A revocation to Community Corrections is NOT included in this section. These offenders are not included on this table as they are still under the supervision and jurisdiction of probation. Absconded refers to probationers who became fugitives and are no longer compliant with probation supervision.

*Total Terminations*: In this table only, the total terminations include: revocations, absconders and successful terminations from probation supervision. Additional types of probation closures are included in Table 48 and Table 62.

Note: Percentages may not total 100 percent because of rounding.

Source: Private Probation Monthly Statistical Reports and Regular Adult Monthly Statistical Reports submitted by probation districts for July 2007- June 2008.

# Colorado Probation: Regular Adult Probation



TABLE 40

**FY 2008**  
**Colorado State Adult Probation**  
**Investigations**

TYPE:	Sex Offender Investigations		Pre-Sentence Investigations		DUI/DWAI Evaluations <sup>1</sup>		Updated Pre-Sentence Investigations		Intake Evaluations		Interstate Investigations to Colorado		Administrative Investigations (additional cases)		TOTAL INVESTIGATIONS	
	DISTRICT	Number	%	Number	%	Number	%	Number	%	Number	%	Number	%	Number	%	Number
1	209	5%	1,247	29%	2,663	61%	21	0%	0	0%	71	2%	161	4%	4,372	100%
2	178	8%	1,929	83%	0	0%	0	0%	0	0%	85	4%	135	6%	2,327	100%
3	5	2%	82	27%	180	60%	1	0%	0	0%	3	1%	30	10%	301	100%
4	131	3%	1,175	23%	3,550	69%	0	0%	0	0%	134	3%	187	4%	5,177	100%
5	22	2%	216	15%	1,089	78%	23	2%	0	0%	5	0%	43	3%	1,398	100%
6	24	3%	242	31%	473	61%	4	1%	0	0%	23	3%	10	1%	776	100%
7	5	0%	224	20%	733	66%	19	2%	77	7%	18	2%	40	4%	1,116	100%
8	62	2%	629	18%	2,490	70%	126	4%	0	0%	39	1%	188	5%	3,534	100%
9	2	0%	191	17%	714	63%	60	5%	108	9%	11	1%	56	5%	1,142	100%
10	33	2%	493	33%	826	55%	19	1%	59	4%	1	0%	72	5%	1,503	100%
11	21	3%	94	14%	533	78%	0	0%	3	0%	10	1%	22	3%	683	100%
12	13	1%	334	32%	463	44%	1	0%	196	19%	3	0%	34	3%	1,044	100%
13	28	3%	346	35%	513	53%	29	3%	0	0%	15	2%	44	5%	975	100%
14	4	0%	269	27%	560	56%	17	2%	1	0%	12	1%	140	14%	1,003	100%
15	5	3%	16	9%	152	86%	0	0%	0	0%	0	0%	3	2%	176	100%
16	5	4%	43	32%	79	59%	2	1%	0	0%	0	0%	6	4%	135	100%
17	112	2%	1,277	25%	3,555	71%	0	0%	0	0%	45	1%	51	1%	5,040	100%
18	137	3%	437	10%	3,802	84%	0	0%	0	0%	110	2%	67	1%	4,553	100%
19	87	2%	1,035	29%	2,216	62%	24	1%	5	0%	15	0%	220	6%	3,602	100%
20	25	1%	267	14%	1,513	80%	0	0%	0	0%	33	2%	64	3%	1,902	100%
21	63	4%	252	18%	910	63%	1	0%	128	9%	2	0%	83	6%	1,439	100%
22	2	0%	185	41%	241	54%	2	0%	0	0%	10	2%	8	2%	448	100%
STATE	1,173	3%	10,983	26%	27,255	64%	349	1%	577	1%	645	2%	1,664	4%	42,646	100%
Denver County <sup>2</sup>	0	0%	0	0%	3,133	100%	0	0%	0	0%	0	0%	0	0%	3,133	100%
STATE TOTAL (with Denver County)	1,173	3%	10,983	24%	30,388	66%	349	1%	577	1%	645	1%	1,664	4%	45,779	100%

<sup>1</sup>DUI/DWAI Evaluations: In previous annual reports this data was in Table 94. As of FY2008 this information is now included in this table.

<sup>2</sup>Denver County: Colorado Judicial contracts with the Denver County Court for alcohol evaluations. Denver County Court is not part of the State Court data system.  
Note: Percentages may not total 100 percent because of rounding.

Source: Regular Adult Monthly Statistical Reports submitted by probation districts for July 2007- June 2008.

TABLE 41

**FY 2008**  
**Colorado State Adult Probation**  
**New Clients by Offense Type**

TYPE: DISTRICT	Felony		Misdemeanor		Petty Offense		Traffic		Other (offense coded without a law class)		TOTAL NEW CLIENTS	
	Number	%	Number	%	Number	%	Number	%	Number	%	Number	%
1	1,075	64%	554	33%	7	0%	2	0%	44	3%	1,682	100%
2	2,102	82%	409	16%	0	0%	0	0%	46	2%	2,557	100%
3	74	32%	143	62%	3	1%	4	2%	6	3%	230	100%
4	1,031	58%	678	38%	2	0%	1	0%	62	3%	1,774	100%
5	311	34%	579	63%	11	1%	2	0%	15	2%	918	100%
6	234	49%	226	47%	3	1%	0	0%	18	4%	481	100%
7	272	45%	297	50%	15	3%	1	0%	14	2%	599	100%
8	750	45%	810	49%	70	4%	5	0%	35	2%	1,670	100%
9	208	48%	193	45%	9	2%	2	0%	19	4%	431	100%
10	488	40%	718	59%	1	0%	1	0%	10	1%	1,218	100%
11	166	29%	382	66%	11	2%	7	1%	10	2%	576	100%
12	125	37%	196	58%	7	2%	1	0%	8	2%	337	100%
13	284	66%	130	30%	3	1%	0	0%	14	3%	431	100%
14	156	38%	238	58%	4	1%	1	0%	12	3%	411	100%
15	57	45%	63	50%	1	1%	1	1%	4	3%	126	100%
16	83	44%	103	54%	1	1%	0	0%	3	2%	190	100%
17	1,231	39%	1,733	55%	125	4%	6	0%	57	2%	3,152	100%
18	1,742	34%	3,188	63%	32	1%	14	0%	111	2%	5,087	100%
19	688	54%	552	43%	3	0%	2	0%	27	2%	1,272	100%
20	499	31%	1,068	66%	10	1%	7	0%	42	3%	1,626	100%
21	505	61%	284	34%	2	0%	5	1%	34	4%	830	100%
22	66	37%	107	59%	2	1%	0	0%	5	3%	180	100%
STATE	12,147	47%	12,651	49%	322	1%	62	0%	596	2%	25,778	100%

Note: Percentages may not total 100 percent because of rounding.

Source: Regular Adult Monthly Statistical Reports submitted by probation districts for July 2007- June 2008.

TABLE 42

**FY 2008**  
**Colorado State Adult Probation**  
**New Clients by Court of Origin**

TYPE: DISTRICT	District Court		County Court		Interstate Transfers to Colorado		TOTAL NEW CLIENTS	
	Number	%	Number	%	Number	%	Number	%
1	1,301	77%	339	20%	42	2%	1,682	100%
2	2,516	98%	4	0%	37	1%	2,557	100%
3	110	48%	115	50%	5	2%	230	100%
4	1,146	65%	575	32%	53	3%	1,774	100%
5	438	48%	468	51%	12	1%	918	100%
6	287	60%	176	37%	18	4%	481	100%
7	341	57%	245	41%	13	2%	599	100%
8	861	52%	779	47%	30	2%	1,670	100%
9	250	58%	162	38%	19	4%	431	100%
10	669	55%	540	44%	9	1%	1,218	100%
11	255	44%	314	55%	7	1%	576	100%
12	237	70%	94	28%	6	2%	337	100%
13	344	80%	78	18%	9	2%	431	100%
14	215	52%	186	45%	10	2%	411	100%
15	89	71%	35	28%	2	2%	126	100%
16	119	63%	71	37%	0	0%	190	100%
17	1,976	63%	1,122	36%	54	2%	3,152	100%
18	2,168	43%	2,840	56%	79	2%	5,087	100%
19	806	63%	441	35%	25	2%	1,272	100%
20	694	43%	899	55%	33	2%	1,626	100%
21	574	69%	224	27%	32	4%	830	100%
22	97	54%	78	43%	5	3%	180	100%
STATE	15,493	60%	9,785	38%	500	2%	25,778	100%

Note: Percentages may not total 100 percent because of rounding.

Source: Regular Adult Monthly Statistical Reports submitted by probation districts for July 2007- June 2008.

TABLE 43

**FY 2008**  
**Colorado State Adult Probation**  
**New Clients by Supervision Type**

TYPE:	Probation		Probation Revoked and Re-sentenced		Interstate Transfers to Colorado		Courtesy Supervision from Other Colorado Probation Districts		Direct Sentence Community Corrections		Deferred Judgment and Sentence		TOTAL NEW CLIENTS	
	Number	%	Number	%	Number	%	Number	%	Number	%	Number	%	Number	%
1	1,208	72%	99	6%	42	2%	140	8%	180	11%	13	1%	1,682	100%
2	1,428	56%	191	7%	37	1%	156	6%	202	8%	543	21%	2,557	100%
3	130	57%	5	2%	5	2%	25	11%	6	3%	59	26%	230	100%
4	1,291	73%	61	3%	53	3%	187	11%	52	3%	130	7%	1,774	100%
5	622	68%	21	2%	12	1%	86	9%	22	2%	155	17%	918	100%
6	365	76%	5	1%	18	4%	33	7%	15	3%	45	9%	481	100%
7	385	64%	5	1%	13	2%	113	19%	20	3%	63	11%	599	100%
8	1,149	69%	25	1%	30	2%	163	10%	49	3%	254	15%	1,670	100%
9	197	46%	5	1%	19	4%	77	18%	10	2%	123	29%	431	100%
10	517	42%	22	2%	9	1%	111	9%	80	7%	479	39%	1,218	100%
11	335	58%	15	3%	7	1%	62	11%	6	1%	151	26%	576	100%
12	231	69%	1	0%	6	2%	39	12%	19	6%	41	12%	337	100%
13	221	51%	5	1%	9	2%	69	16%	9	2%	118	27%	431	100%
14	237	58%	5	1%	10	2%	63	15%	11	3%	85	21%	411	100%
15	61	48%	2	2%	2	2%	33	26%	3	2%	25	20%	126	100%
16	132	69%	9	5%	0	0%	32	17%	4	2%	13	7%	190	100%
17	2,353	75%	84	3%	54	2%	303	10%	265	8%	93	3%	3,152	100%
18	3,535	69%	110	2%	79	2%	180	4%	206	4%	977	19%	5,087	100%
19	784	62%	28	2%	25	2%	137	11%	56	4%	242	19%	1,272	100%
20	1,238	76%	16	1%	33	2%	126	8%	55	3%	158	10%	1,626	100%
21	517	62%	28	3%	32	4%	114	14%	67	8%	72	9%	830	100%
22	115	64%	2	1%	5	3%	14	8%	1	1%	43	24%	180	100%
STATE	17,051	66%	744	3%	500	2%	2,263	9%	1,338	5%	3,882	15%	25,778	100%

Note: Percentages may not total 100 percent because of rounding.

Source: Regular Adult Monthly Statistical Reports submitted by probation districts for July 2007- June 2008.



TABLE 44

**FY 2008**  
**Colorado State Adult Probation**  
**New Clients by Gender**

TYPE: DISTRICT	Female		Male		Unknown		TOTAL NEW CLIENTS	
	Number	%	Number	%	Number	%	Number	%
1	396	24%	1,281	76%	5	0%	1,682	100%
2	618	24%	1,938	76%	1	0%	2,557	100%
3	56	24%	173	75%	1	0%	230	100%
4	399	22%	1,374	77%	1	0%	1,774	100%
5	179	19%	739	81%	0	0%	918	100%
6	109	23%	372	77%	0	0%	481	100%
7	134	22%	464	77%	1	0%	599	100%
8	396	24%	1,274	76%	0	0%	1,670	100%
9	66	15%	364	84%	1	0%	431	100%
10	339	28%	878	72%	1	0%	1,218	100%
11	156	27%	419	73%	1	0%	576	100%
12	87	26%	250	74%	0	0%	337	100%
13	117	27%	313	73%	1	0%	431	100%
14	103	25%	308	75%	0	0%	411	100%
15	28	22%	98	78%	0	0%	126	100%
16	53	28%	137	72%	0	0%	190	100%
17	813	26%	2,338	74%	1	0%	3,152	100%
18	1,369	27%	3,715	73%	3	0%	5,087	100%
19	308	24%	964	76%	0	0%	1,272	100%
20	371	23%	1,254	77%	1	0%	1,626	100%
21	197	24%	632	76%	1	0%	830	100%
22	51	28%	129	72%	0	0%	180	100%
STATE	6,345	25%	19,414	75%	19	0%	25,778	100%

Note: Percentages may not total 100 percent because of rounding.

Source: Regular Adult Monthly Statistical Reports submitted by probation districts for July 2007- June 2008.

TABLE 45

**FY 2008**  
**Colorado State Adult Probation**  
**New Clients by Age**

TYPE: DISTRICT	12-17 Years*		18-20 Years		21-24 Years		25-32 Years		33-39 Years		40 and above		Unknown		TOTAL NEW CLIENTS	
	Number	%	Number	%	Number	%	Number	%	Number	%	Number	%	Number	%	Number	%
1	2	0%	174	10%	290	17%	462	27%	291	17%	463	28%	0	0%	1,682	100%
2	1	0%	294	11%	447	17%	725	28%	426	17%	663	26%	1	0%	2,557	100%
3	2	1%	27	12%	31	13%	58	25%	38	17%	74	32%	0	0%	230	100%
4	1	0%	185	10%	305	17%	500	28%	305	17%	478	27%	0	0%	1,774	100%
5	4	0%	83	9%	177	19%	259	28%	175	19%	220	24%	0	0%	918	100%
6	1	0%	63	13%	84	17%	125	26%	82	17%	126	26%	0	0%	481	100%
7	2	0%	81	14%	87	15%	164	27%	74	12%	190	32%	1	0%	599	100%
8	1	0%	238	14%	337	20%	471	28%	220	13%	403	24%	0	0%	1,670	100%
9	1	0%	35	8%	81	19%	129	30%	76	18%	109	25%	0	0%	431	100%
10	11	1%	157	13%	224	18%	322	26%	193	16%	311	26%	0	0%	1,218	100%
11	4	1%	74	13%	64	11%	138	24%	111	19%	185	32%	0	0%	576	100%
12	6	2%	43	13%	72	21%	92	27%	45	13%	79	23%	0	0%	337	100%
13	2	0%	61	14%	76	18%	102	24%	77	18%	113	26%	0	0%	431	100%
14	1	0%	50	12%	87	21%	90	22%	66	16%	117	28%	0	0%	411	100%
15	1	1%	11	9%	29	23%	36	29%	15	12%	34	27%	0	0%	126	100%
16	0	0%	20	11%	35	18%	55	29%	26	14%	54	28%	0	0%	190	100%
17	5	0%	333	11%	592	19%	937	30%	554	18%	729	23%	2	0%	3,152	100%
18	36	1%	580	11%	933	18%	1,356	27%	831	16%	1,351	27%	0	0%	5,087	100%
19	1	0%	176	14%	241	19%	350	28%	192	15%	312	25%	0	0%	1,272	100%
20	19	1%	210	13%	362	22%	446	27%	246	15%	343	21%	0	0%	1,626	100%
21	14	2%	89	11%	126	15%	245	30%	149	18%	207	25%	0	0%	830	100%
22	0	0%	28	16%	23	13%	56	31%	31	17%	42	23%	0	0%	180	100%
STATE	115	0%	3,012	12%	4,703	18%	7,118	28%	4,223	16%	6,603	26%	4	0%	25,778	100%

\*12-17 Years: Statistically DUI/DWAI and underage consumption are captured as "adult offenses" and represent most of the new cases in this category. Additionally, few of these young offenders were processed as adults either due to a transfer hearing or direct file.

Note: Percentages may not total 100 percent because of rounding.

Source: Regular Adult Monthly Statistical Reports submitted by probation districts for July 2007- June 2008.

TABLE 46

**FY 2008**  
**Colorado State Adult Probation**  
**New Clients by Ethnic Group**

TYPE: DISTRICT	Caucasian		African American		Asian		Hispanic		Native American		Other		TOTAL NEW CLIENTS	
	Number	%	Number	%	Number	%	Number	%	Number	%	Number	%	Number	%
1	1,383	82%	90	5%	14	1%	171	10%	10	1%	14	1%	1,682	100%
2	1,151	45%	616	24%	31	1%	710	28%	21	1%	28	1%	2,557	100%
3	142	62%	2	1%	1	0%	82	36%	3	1%	0	0%	230	100%
4	1,169	66%	301	17%	26	1%	255	14%	11	1%	12	1%	1,774	100%
5	708	77%	15	2%	2	0%	181	20%	4	0%	8	1%	918	100%
6	362	75%	3	1%	1	0%	52	11%	58	12%	5	1%	481	100%
7	484	81%	4	1%	1	0%	104	17%	5	1%	1	0%	599	100%
8	1,432	86%	58	3%	2	0%	148	9%	9	1%	21	1%	1,670	100%
9	383	89%	2	0%	3	1%	41	10%	1	0%	1	0%	431	100%
10	711	58%	30	2%	3	0%	444	36%	19	2%	11	1%	1,218	100%
11	532	92%	10	2%	3	1%	21	4%	4	1%	6	1%	576	100%
12	191	57%	2	1%	0	0%	140	42%	4	1%	0	0%	337	100%
13	327	76%	15	3%	1	0%	85	20%	2	0%	1	0%	431	100%
14	383	93%	4	1%	0	0%	20	5%	3	1%	1	0%	411	100%
15	88	70%	1	1%	0	0%	36	29%	1	1%	0	0%	126	100%
16	131	69%	2	1%	0	0%	55	29%	1	1%	1	1%	190	100%
17	2,465	78%	345	11%	34	1%	289	9%	7	0%	12	0%	3,152	100%
18	3,647	72%	829	16%	94	2%	470	9%	17	0%	30	1%	5,087	100%
19	958	75%	27	2%	3	0%	278	22%	3	0%	3	0%	1,272	100%
20	1,397	86%	55	3%	19	1%	144	9%	4	0%	7	0%	1,626	100%
21	662	80%	21	3%	3	0%	126	15%	12	1%	6	1%	830	100%
22	115	64%	0	0%	0	0%	20	11%	44	24%	1	1%	180	100%
STATE	18,821	73%	2,432	9%	241	1%	3,872	15%	243	1%	169	1%	25,778	100%

Note: Percentages may not total 100 percent because of rounding.

Source: Regular Adult Monthly Statistical Reports submitted by probation districts for July 2007- June 2008.

TABLE 47

**FY 2008**  
**Colorado State Adult Probation**  
**Successful/Unsuccessful Terminations**

TYPE:	SUCCESSFUL TERMINATIONS		UNSUCCESSFUL TERMINATIONS				TOTAL TERMINATIONS	
	Successful		Revoked		Absconded			
DISTRICT	Number	%	Number	%	Number	%	Number	%
1	850	56%	346	23%	320	21%	1,516	100%
2	1,248	53%	417	18%	690	29%	2,355	100%
3	73	72%	15	15%	14	14%	102	100%
4	736	54%	367	27%	262	19%	1,365	100%
5	362	71%	54	11%	95	19%	511	100%
6	235	70%	55	16%	46	14%	336	100%
7	176	75%	25	11%	33	14%	234	100%
8	627	71%	125	14%	133	15%	885	100%
9	178	79%	14	6%	32	14%	224	100%
10	329	51%	156	24%	158	25%	643	100%
11	286	65%	90	20%	66	15%	442	100%
12	152	66%	44	19%	33	14%	229	100%
13	211	71%	48	16%	39	13%	298	100%
14	157	77%	26	13%	22	11%	205	100%
15	82	79%	9	9%	13	13%	104	100%
16	120	75%	16	10%	23	14%	159	100%
17	1,016	57%	413	23%	350	20%	1,779	100%
18	891	50%	372	21%	508	29%	1,771	100%
19	545	64%	170	20%	138	16%	853	100%
20	329	61%	94	17%	115	21%	538	100%
21	338	68%	77	15%	83	17%	498	100%
22	100	60%	35	21%	33	20%	168	100%
STATE	9,041	59%	2,968	20%	3,206	21%	15,215	100%

Key: *Successful Terminations*: This number is exclusively state successful terminations.

*Unsuccessful Terminations*: This column includes those probationers who were revoked or absconded. A revocation is defined as a termination from probation supervision for a technical violation, new misdemeanor, or new felony. A revocation to Community Corrections is NOT included in this section. These offenders are not included on this table as they are still under the supervision and jurisdiction of probation. Absconded refers to probationers who became fugitives and are no longer compliant with probation supervision.

*Total Terminations*: In this table only, the total terminations include: revocations, absconders and successful terminations from probation supervision. Additional types of probation closures are included in Table 48.

Note: Percentages may not total 100 percent because of rounding.

Source: Regular Adult Monthly Statistical Reports submitted by probation districts for July 2007- June 2008.

TABLE 48

**FY 2008**  
**Colorado State Adult Probation**  
**All Probation Supervision Closure Types**

TYPE:	Successful		Revoked		Absconded		Community Corrections Discharge		Deported		Death		Administrative Closure		TOTAL CLOSURES		Courtesy Transfers <sup>1</sup>	
	DISTRICT	Number	%	Number	%	Number	%	Number	%	Number	%	Number	%	Number	%	Number	DISTRICT	
1	850	45%	346	18%	320	17%	296	16%	24	1%	16	1%	38	2%	1,890	100%	100	1
2	1,248	42%	417	14%	690	23%	465	16%	93	3%	13	0%	70	2%	2,996	100%	177	2
3	73	66%	15	14%	14	13%	6	5%	0	0%	3	3%	0	0%	111	100%	20	3
4	736	46%	367	23%	262	16%	172	11%	39	2%	11	1%	5	0%	1,592	100%	188	4
5	362	65%	54	10%	95	17%	17	3%	12	2%	9	2%	7	1%	556	100%	49	5
6	235	63%	55	15%	46	12%	23	6%	1	0%	4	1%	7	2%	371	100%	26	6
7	176	64%	25	9%	33	12%	19	7%	8	3%	4	1%	10	4%	275	100%	65	7
8	627	58%	125	12%	133	12%	171	16%	1	0%	13	1%	7	1%	1,077	100%	128	8
9	178	56%	14	4%	32	10%	35	11%	53	17%	5	2%	0	0%	317	100%	65	9
10	329	43%	156	21%	158	21%	99	13%	1	0%	3	0%	12	2%	758	100%	90	10
11	286	61%	90	19%	66	14%	12	3%	2	0%	10	2%	4	1%	470	100%	48	11
12	152	57%	44	17%	33	12%	30	11%	1	0%	2	1%	4	2%	266	100%	34	12
13	211	63%	48	14%	39	12%	30	9%	2	1%	2	1%	2	1%	334	100%	53	13
14	157	68%	26	11%	22	10%	21	9%	0	0%	0	0%	5	2%	231	100%	41	14
15	82	70%	9	8%	13	11%	9	8%	0	0%	2	2%	2	2%	117	100%	19	15
16	120	63%	16	8%	23	12%	30	16%	0	0%	3	2%	0	0%	192	100%	33	16
17	1,016	45%	413	18%	350	16%	427	19%	42	2%	5	0%	5	0%	2,258	100%	252	17
18	891	40%	372	17%	508	23%	402	18%	16	1%	23	1%	28	1%	2,240	100%	159	18
19	545	50%	170	16%	138	13%	188	17%	23	2%	6	1%	14	1%	1,084	100%	102	19
20	329	53%	94	15%	115	18%	64	10%	3	0%	9	1%	9	1%	623	100%	92	20
21	338	56%	77	13%	83	14%	71	12%	19	3%	8	1%	12	2%	608	100%	97	21
22	100	56%	35	20%	33	19%	6	3%	0	0%	3	2%	0	0%	177	100%	19	22
STATE	9,041	49%	2,968	16%	3,206	17%	2,593	14%	340	2%	154	1%	241	1%	18,543	100%	1,857	STATE

<sup>1</sup>Courtesy Transfers: Beginning in FY2008 courtesy transfers were removed from "Total Closures" because they are accounted for within the existing closure categories. They are also reported separately to continue to track the cases transferred between districts.

Note: Percentages may not total 100 percent because of rounding.

Source: Regular Adult Monthly Statistical Reports submitted by probation districts for July 2007- June 2008.

TABLE 49

**FY 2008**  
**Colorado State Adult Probation**  
**Type of Revocation**

TYPE: DISTRICT	New Felony		New Misdemeanor		Technical		TOTAL REVOCATIONS	
	Number	%	Number	%	Number	%	Number	%
1	76	22%	60	17%	210	61%	346	100%
2	108	26%	46	11%	263	63%	417	100%
3	4	27%	0	0%	11	73%	15	100%
4	97	26%	42	11%	228	62%	367	100%
5	13	24%	10	19%	31	57%	54	100%
6	10	18%	7	13%	38	69%	55	100%
7	6	24%	2	8%	17	68%	25	100%
8	28	22%	29	23%	68	54%	125	100%
9	1	7%	2	14%	11	79%	14	100%
10	29	19%	22	14%	105	67%	156	100%
11	13	14%	17	19%	60	67%	90	100%
12	2	5%	8	18%	34	77%	44	100%
13	11	23%	9	19%	28	58%	48	100%
14	5	19%	3	12%	18	69%	26	100%
15	1	11%	1	11%	7	78%	9	100%
16	3	19%	1	6%	12	75%	16	100%
17	70	17%	102	25%	241	58%	413	100%
18	56	15%	115	31%	201	54%	372	100%
19	34	20%	49	29%	87	51%	170	100%
20	10	11%	18	19%	66	70%	94	100%
21	26	34%	20	26%	31	40%	77	100%
22	2	6%	5	14%	28	80%	35	100%
STATE	605	20%	568	19%	1,795	60%	2,968	100%

**Key:**

- New Felony:* Includes revocations for a new felony offense committed while on probation supervision.
- New Misdemeanor:* Includes revocations for a new misdemeanor offense committed while on probation supervision.
- Technical:* Includes revocations for technical probation supervision violations (e.g. drug use, non-compliance).
- Total Revocations:* Total includes all felony, misdemeanor, and technical violations resulting in a revocation from probation.

Note: Percentages may not total 100 percent because of rounding.

Source: Regular Adult Monthly Statistical Reports submitted by probation districts for July 2007- June 2008.

TABLE 50

**FY 2008**  
**Colorado State Adult Probation**  
**Length of Stay**

<b>TYPE:</b>	<b>0-12 months</b>		<b>13-24 months</b>		<b>25-36 months</b>		<b>37 + months</b>		<b>TOTAL CLOSURES</b>	
<b>DISTRICT</b>	Number	%	Number	%	Number	%	Number	%	Number	%
1	651	34%	664	35%	300	16%	275	15%	1,890	100%
2	1,130	38%	1,167	39%	397	13%	302	10%	2,996	100%
3	48	43%	38	34%	15	14%	10	9%	111	100%
4	524	33%	522	33%	271	17%	275	17%	1,592	100%
5	256	46%	173	31%	63	11%	64	12%	556	100%
6	121	33%	140	38%	67	18%	43	12%	371	100%
7	99	36%	109	40%	36	13%	31	11%	275	100%
8	350	32%	410	38%	171	16%	146	14%	1,077	100%
9	149	47%	100	32%	36	11%	32	10%	317	100%
10	324	43%	251	33%	94	12%	89	12%	758	100%
11	188	40%	168	36%	67	14%	47	10%	470	100%
12	106	40%	97	36%	35	13%	28	11%	266	100%
13	115	34%	140	42%	37	11%	42	13%	334	100%
14	77	33%	85	37%	39	17%	30	13%	231	100%
15	41	35%	40	34%	16	14%	20	17%	117	100%
16	54	28%	75	39%	26	14%	37	19%	192	100%
17	997	44%	804	36%	282	12%	175	8%	2,258	100%
18	879	39%	737	33%	334	15%	290	13%	2,240	100%
19	359	33%	447	41%	158	15%	120	11%	1,084	100%
20	309	50%	210	34%	64	10%	40	6%	623	100%
21	246	40%	205	34%	102	17%	55	9%	608	100%
22	69	39%	74	42%	24	14%	10	6%	177	100%
STATE	7,092	38%	6,656	36%	2,634	14%	2,161	12%	18,543	100%

Note: Percentages may not total 100 percent because of rounding.

Source: Regular Adult Monthly Statistical Reports submitted by probation districts for July 2007- June 2008.

TABLE 51

**FY 2008**  
**Colorado State Adult Probation**  
**Active Client Risk Levels on June 30, 2008**

DISTRICT	New: w/in the first 30 days of supervision start date		Maximum		Medium		Minimum		Administrative		Community Corrections		Domestic Violence <sup>1</sup>		Sex Offender <sup>2</sup>		Interstate Transfer to Another State		TOTAL STATE PROBATION CLIENTS	
	Number	%	Number	%	Number	%	Number	%	Number	%	Number	%	Number	%	Number	%	Number	%	Number	%
1	37	1%	207	6%	599	17%	695	20%	568	16%	450	13%	619	18%	165	5%	160	5%	3,500	100%
2	77	2%	604	13%	1,197	25%	1,132	24%	914	19%	523	11%	174	4%	66	1%	71	1%	4,758	100%
3	11	3%	52	15%	102	30%	104	31%	33	10%	8	2%	10	3%	7	2%	9	3%	336	100%
4	94	3%	412	11%	782	21%	549	15%	696	19%	31	1%	826	22%	149	4%	155	4%	3,694	100%
5	41	4%	43	4%	191	17%	290	26%	203	18%	48	4%	237	21%	21	2%	49	4%	1,123	100%
6	13	2%	69	9%	138	18%	138	18%	108	14%	43	6%	148	19%	29	4%	79	10%	765	100%
7	20	2%	140	14%	266	26%	383	38%	97	10%	46	5%	7	1%	39	4%	21	2%	1,019	100%
8	99	4%	199	7%	714	26%	445	16%	494	18%	361	13%	234	9%	54	2%	111	4%	2,711	100%
9	19	3%	68	11%	100	15%	127	20%	128	20%	53	8%	85	13%	15	2%	51	8%	646	100%
10	45	3%	173	12%	379	26%	135	9%	227	16%	167	11%	270	18%	34	2%	34	2%	1,464	100%
11	30	3%	38	4%	216	23%	267	28%	149	16%	20	2%	168	18%	29	3%	42	4%	959	100%
12	20	4%	58	13%	159	35%	110	24%	30	7%	40	9%	9	2%	22	5%	3	1%	451	100%
13	8	1%	69	9%	199	26%	170	23%	135	18%	44	6%	39	5%	18	2%	73	10%	755	100%
14	16	3%	35	6%	114	19%	166	27%	63	10%	31	5%	117	19%	13	2%	50	8%	605	100%
15	2	1%	21	10%	39	18%	67	30%	37	17%	16	7%	21	10%	6	3%	11	5%	220	100%
16	12	4%	40	12%	53	16%	84	26%	26	8%	27	8%	65	20%	6	2%	12	4%	325	100%
17	277	6%	373	8%	828	18%	1,058	23%	729	16%	545	12%	581	13%	65	1%	64	1%	4,520	100%
18	173	3%	511	8%	1,973	31%	765	12%	998	16%	569	9%	855	13%	168	3%	331	5%	6,343	100%
19	52	3%	193	10%	428	22%	322	16%	294	15%	227	12%	359	18%	32	2%	48	2%	1,955	100%
20	22	1%	192	11%	278	15%	368	20%	565	31%	125	7%	128	7%	79	4%	70	4%	1,827	100%
21	34	2%	91	6%	285	19%	418	29%	162	11%	219	15%	122	8%	61	4%	74	5%	1,466	100%
22	6	2%	52	18%	75	26%	40	14%	15	5%	6	2%	69	24%	6	2%	16	6%	285	100%
STATE	1,108	3%	3,640	9%	9,115	23%	7,833	20%	6,671	17%	3,599	9%	5,143	13%	1,084	3%	1,534	4%	39,727	100%

<sup>1</sup>**Domestic Violence:** A detailed breakout of the risk levels of these offenders can be found in Table 52.

<sup>2</sup>**Sex Offender:** A detailed breakout of the risk levels of these offenders can be found in Table 52.

Note: Percentages may not total 100 percent because of rounding.

Source: Regular Adult Monthly Statistical Reports submitted by probation districts for July 2007- June 2008.



TABLE 52

**FY 2008**  
**Colorado State Adult Probation**  
**Domestic Violence and Sex Offender Caseloads**  
**Active Client Risk Levels on June 30, 2008**

Risk Level:	Domestic Violence Offenders									
	DV Maximum		DV Medium		DV Minimum		DV Administrative		TOTAL DV OFFENDERS	
	Number	%	Number	%	Number	%	Number	%	Number	%
<b>DISTRICT</b>	Number	%	Number	%	Number	%	Number	%	Number	%
1	294	47%	243	39%	66	11%	16	3%	619	100%
2	28	16%	80	46%	63	36%	3	2%	174	100%
3	3	30%	3	30%	4	40%	0	0%	10	100%
4	269	33%	316	38%	187	23%	54	7%	826	100%
5	47	20%	62	26%	117	49%	11	5%	237	100%
6	48	32%	71	48%	26	18%	3	2%	148	100%
7	1	14%	1	14%	5	71%	0	0%	7	100%
8	95	41%	125	53%	14	6%	0	0%	234	100%
9	17	20%	23	27%	36	42%	9	11%	85	100%
10	173	64%	72	27%	7	3%	18	7%	270	100%
11	36	21%	86	51%	46	27%	0	0%	168	100%
12	5	56%	2	22%	2	22%	0	0%	9	100%
13	9	23%	21	54%	9	23%	0	0%	39	100%
14	49	42%	39	33%	28	24%	1	1%	117	100%
15	6	29%	8	38%	6	29%	1	5%	21	100%
16	25	38%	18	28%	17	26%	5	8%	65	100%
17	240	41%	238	41%	76	13%	27	5%	581	100%
18	85	10%	715	84%	35	4%	20	2%	855	100%
19	85	24%	95	26%	176	49%	3	1%	359	100%
20	37	29%	25	20%	57	45%	9	7%	128	100%
21	14	11%	66	54%	37	30%	5	4%	122	100%
22	20	29%	33	48%	15	22%	1	1%	69	100%
<b>STATE</b>	1,586	31%	2,342	46%	1,029	20%	186	4%	5,143	100%

Risk Level:	Sex Offenders (Non- Sex Offender Intensive Supervision - SOISP)									
	Sex Offender Maximum		Sex Offender Medium		Sex Offender Minimum		Sex Offender Administrative		TOTAL SEX OFFENDERS	
	Number	%	Number	%	Number	%	Number	%	Number	%
<b>DISTRICT</b>	Number	%	Number	%	Number	%	Number	%	Number	%
1	41	25%	85	52%	36	22%	3	2%	165	100%
2	43	65%	16	24%	4	6%	3	5%	66	100%
3	3	43%	3	43%	1	14%	0	0%	7	100%
4	25	17%	66	44%	57	38%	1	1%	149	100%
5	6	29%	7	33%	8	38%	0	0%	21	100%
6	7	24%	13	45%	8	28%	1	3%	29	100%
7	14	36%	19	49%	5	13%	1	3%	39	100%
8	19	35%	19	35%	4	7%	12	22%	54	100%
9	3	20%	8	53%	3	20%	1	7%	15	100%
10	11	32%	9	26%	12	35%	2	6%	34	100%
11	17	59%	9	31%	2	7%	1	3%	29	100%
12	3	14%	12	55%	4	18%	3	14%	22	100%
13	7	39%	5	28%	4	22%	2	11%	18	100%
14	7	54%	5	38%	1	8%	0	0%	13	100%
15	2	33%	2	33%	2	33%	0	0%	6	100%
16	2	33%	3	50%	1	17%	0	0%	6	100%
17	33	51%	20	31%	8	12%	4	6%	65	100%
18	45	27%	85	51%	34	20%	4	2%	168	100%
19	10	31%	20	63%	0	0%	2	6%	32	100%
20	25	32%	29	37%	22	28%	3	4%	79	100%
21	18	30%	21	34%	21	34%	1	2%	61	100%
22	2	33%	3	50%	1	17%	0	0%	6	100%
<b>STATE</b>	343	32%	459	42%	238	22%	44	4%	1,084	100%

Note: Percentages may not total 100 percent because of rounding.

**FY 2008**  
**Colorado Adult State and Private (Non-DUI/DWAI) Probation**  
**Active Clients on June 30, 2008**

DISTRICT	TOTAL STATE SUPERVISED CRIMINAL CLIENTS		TOTAL NON-DUI/DWAI CRIMINAL PRIVATE CLIENTS		TOTAL COLORADO PROBATION POPULATION	
	Number	%	Number	%	Number	%
1	3,500	73%	1,317	27%	4,817	100%
2	4,758	100%	0	0%	4,758	100%
3	336	100%	0	0%	336	100%
4	3,694	72%	1,443	28%	5,137	100%
5	1,123	94%	70	6%	1,193	100%
6	765	89%	97	11%	862	100%
7	1,019	100%	0	0%	1,019	100%
8	2,711	81%	638	19%	3,349	100%
9	646	70%	272	30%	918	100%
10	1,464	83%	297	17%	1,761	100%
11	959	87%	147	13%	1,106	100%
12	451	77%	136	23%	587	100%
13	755	86%	128	14%	883	100%
14	605	100%	0	0%	605	100%
15	220	100%	0	0%	220	100%
16	325	99%	2	1%	327	100%
17	4,520	86%	757	14%	5,277	100%
18	6,343	73%	2,298	27%	8,641	100%
19	1,955	75%	653	25%	2,608	100%
20	1,827	61%	1,179	39%	3,006	100%
21	1,466	74%	522	26%	1,988	100%
22	285	89%	36	11%	321	100%
STATE	39,727	80%	9,992	20%	49,719	100%

Note: Percentages may not total 100 percent because of rounding.

Source: Regular Adult Monthly Statistical Reports and Private Probation Statistical Reports submitted by probation districts for July 2006- June 2007.

TABLE 54

**FY 2008**  
**Colorado State Adult and All Private Adult Probation**  
**Active Clients on June 30, 2008**

TYPE	TOTAL STATE SUPERVISED CRIMINAL CLIENTS		TOTAL NON-DUI/DWAI CRIMINAL PRIVATE CLIENTS		TOTAL DUI/DWAI PRIVATE CLIENTS		TOTAL COLORADO PROBATION POPULATION	
	Number	%	Number	%	Number	%	Number	%
DISTRICT								
1	3,500	57%	1,317	21%	1,325	22%	6,142	100%
2	4,758	100%	0	0%	0	0%	4,758	100%
3	336	100%	0	0%	0	0%	336	100%
4	3,694	62%	1,443	24%	775	13%	5,912	100%
5	1,123	88%	70	5%	83	7%	1,276	100%
6	765	88%	97	11%	3	0%	865	100%
7	1,019	100%	0	0%	0	0%	1,019	100%
8	2,711	65%	638	15%	813	20%	4,162	100%
9	646	66%	272	28%	58	6%	976	100%
10	1,464	65%	297	13%	480	21%	2,241	100%
11	959	63%	147	10%	428	28%	1,534	100%
12	451	45%	136	13%	422	42%	1,009	100%
13	755	85%	128	14%	1	0%	884	100%
14	605	100%	0	0%	0	0%	605	100%
15	220	100%	0	0%	0	0%	220	100%
16	325	93%	2	1%	24	7%	351	100%
17	4,520	78%	757	13%	514	9%	5,791	100%
18	6,343	52%	2,298	19%	3,554	29%	12,195	100%
19	1,955	68%	653	23%	253	9%	2,861	100%
20	1,827	42%	1,179	27%	1,347	31%	4,353	100%
21	1,466	73%	522	26%	20	1%	2,008	100%
22	285	54%	36	7%	210	40%	531	100%
STATE	39,727	66%	9,992	17%	10,310	17%	60,029	100%

Note: Percentages may not total 100 percent because of rounding.

Source: Regular Adult Monthly Statistical Reports and Private Probation Statistical Reports submitted by probation districts for July 2007- June 2008.

# Colorado Probation: Private Probation



TABLE 55

**FY 2008**  
**Colorado Private Probation**  
**New Clients by Supervision Type**

NON- DUI/DWAI PRIVATE PROBATION						
TYPE:	Direct Sentence <sup>1</sup>		Transfer from State Probation <sup>2</sup>		TOTAL NEW CLIENTS	
	Number	%	Number	%	Number	%
DISTRICT						
1	713	69%	324	31%	1,037	100%
2	0	0%	0	0%	0	0%
3	0	0%	0	0%	0	0%
4	0	0%	1,001	100%	1,001	100%
5	7	39%	11	61%	18	100%
6	0	0%	53	100%	53	100%
7	0	0%	0	0%	0	0%
8	0	0%	609	100%	609	100%
9	3	1%	219	99%	222	100%
10	0	0%	91	100%	91	100%
11	56	46%	66	54%	122	100%
12	0	0%	144	100%	144	100%
13	87	99%	1	1%	88	100%
14	0	0%	0	0%	0	0%
15	0	0%	0	0%	0	0%
16	0	0%	0	0%	0	0%
17	27	3%	753	97%	780	100%
18	0	0%	780	100%	780	100%
19	0	0%	458	100%	458	100%
20	451	66%	236	34%	687	100%
21	0	0%	566	100%	566	100%
22	24	65%	13	35%	37	100%
STATE	1,368	20%	5,325	80%	6,693	100%

DUI/DWAI PRIVATE PROBATION						
TYPE:	Direct Sentence <sup>1</sup>		Transfer from State Probation <sup>2</sup>		TOTAL NEW CLIENTS	
	Number	%	Number	%	Number	%
DISTRICT						
1	834	93%	58	7%	892	100%
2	0	0%	0	0%	0	0%
3	0	0%	0	0%	0	0%
4	0	0%	491	100%	491	100%
5	23	43%	30	57%	53	100%
6	0	0%	0	0%	0	0%
7	0	0%	0	0%	0	0%
8	0	0%	817	100%	817	100%
9	0	0%	28	100%	28	100%
10	0	0%	412	100%	412	100%
11	333	95%	17	5%	350	100%
12	1	0%	390	100%	391	100%
13	0	0%	0	0%	0	0%
14	0	0%	0	0%	0	0%
15	0	0%	0	0%	0	0%
16	0	0%	30	100%	30	100%
17	311	69%	141	31%	452	100%
18	0	0%	1,854	100%	1,854	100%
19	0	0%	182	100%	182	100%
20	14	1%	930	99%	944	100%
21	0	0%	202	100%	202	100%
22	183	96%	8	4%	191	100%
STATE	1,699	23%	5,590	77%	7,289	100%

<sup>1</sup>**Direct Sentence:** A probationer sentenced to be supervised by a private provider which is determined at the time of sentencing and varies across districts.

<sup>2</sup>**Transfer from State Probation:** A probationer originally sentenced to state probation but later determined appropriate for and supervised by a private provider.

Note: Percentages may not total 100 percent because of rounding.

TABLE 56

**FY 2008**  
**Colorado Private Probation**  
**New Clients by Gender**

NON-DUI/DWAI PRIVATE PROBATION							
TYPE:	Female		Male		Unknown		TOTAL NEW CLIENTS
	Number	%	Number	%	Number	%	Number %
DISTRICT	Number	%	Number	%	Number	%	Number %
1	316	30%	713	69%	8	1%	1,037 100%
2	0	0%	0	0%	0	0%	0 0%
3	0	0%	0	0%	0	0%	0 0%
4	296	30%	704	70%	1	0%	1,001 100%
5	5	28%	13	72%	0	0%	18 100%
6	14	26%	39	74%	0	0%	53 100%
7	0	0%	0	0%	0	0%	0 0%
8	172	28%	437	72%	0	0%	609 100%
9	59	27%	163	73%	0	0%	222 100%
10	33	36%	58	64%	0	0%	91 100%
11	29	24%	93	76%	0	0%	122 100%
12	42	29%	102	71%	0	0%	144 100%
13	24	27%	64	73%	0	0%	88 100%
14	0	0%	0	0%	0	0%	0 0%
15	0	0%	0	0%	0	0%	0 0%
16	0	0%	0	0%	0	0%	0 0%
17	260	33%	520	67%	0	0%	780 100%
18	290	37%	490	63%	0	0%	780 100%
19	136	30%	322	70%	0	0%	458 100%
20	184	27%	503	73%	0	0%	687 100%
21	154	27%	411	73%	1	0%	566 100%
22	10	27%	27	73%	0	0%	37 100%
STATE	2,024	30%	4,659	70%	10	0%	6,693 100%

DUI/DWAI PRIVATE PROBATION							
TYPE:	Female		Male		Unknown		TOTAL NEW CLIENTS
	Number	%	Number	%	Number	%	Number %
DISTRICT	Number	%	Number	%	Number	%	Number %
1	240	27%	652	73%	0	0%	892 100%
2	0	0%	0	0%	0	0%	0 0%
3	0	0%	0	0%	0	0%	0 0%
4	101	21%	390	79%	0	0%	491 100%
5	11	21%	42	79%	0	0%	53 100%
6	0	0%	0	0%	0	0%	0 0%
7	0	0%	0	0%	0	0%	0 0%
8	210	26%	607	74%	0	0%	817 100%
9	4	14%	24	86%	0	0%	28 100%
10	105	25%	307	75%	0	0%	412 100%
11	93	27%	257	73%	0	0%	350 100%
12	110	28%	281	72%	0	0%	391 100%
13	0	0%	0	0%	0	0%	0 0%
14	0	0%	0	0%	0	0%	0 0%
15	0	0%	0	0%	0	0%	0 0%
16	5	17%	25	83%	0	0%	30 100%
17	98	22%	354	78%	0	0%	452 100%
18	528	28%	1,326	72%	0	0%	1,854 100%
19	28	15%	154	85%	0	0%	182 100%
20	258	27%	686	73%	0	0%	944 100%
21	45	22%	157	78%	0	0%	202 100%
22	52	27%	139	73%	0	0%	191 100%
STATE	1,888	26%	5,401	74%	0	0%	7,289 100%

Note: Percentages may not total 100 percent because of rounding.

Source: Private Probation Monthly Statistical Reports for July 2007- June 2008.

TABLE 57

**FY 2008**  
**Colorado Private Probation: Non- DUI /DWAI**  
**New Clients by Age**

**NON- DUI/DWAI PRIVATE PROBATION**

NON- DUI/DWAI PRIVATE PROBATION																	
TYPE:		*12-17 Years		18-20 Years		21-24 Years		25-32 Years		33-39 Years		40 and above		Unknown		TOTAL NEW CLIENTS	
DISTRICT	Number	%	Number	%	Number	%	Number	%	Number	%	Number	%	Number	%	Number	%	
1	7	1%	141	14%	179	17%	270	26%	153	15%	286	28%	1	0%	1,037	100%	
2	0	0%	0	0%	0	0%	0	0%	0	0%	0	0%	0	0%	0	0%	
3	0	0%	0	0%	0	0%	0	0%	0	0%	0	0%	0	0%	0	0%	
4	0	0%	132	13%	197	20%	294	29%	151	15%	227	23%	0	0%	1,001	100%	
5	0	0%	3	17%	6	33%	4	22%	2	11%	3	17%	0	0%	18	100%	
6	0	0%	17	32%	15	28%	10	19%	9	17%	2	4%	0	0%	53	100%	
7	0	0%	0	0%	0	0%	0	0%	0	0%	0	0%	0	0%	0	0%	
8	0	0%	115	19%	130	21%	141	23%	79	13%	142	23%	2	0%	609	100%	
9	0	0%	25	11%	36	16%	68	31%	36	16%	57	26%	0	0%	222	100%	
10	0	0%	16	18%	23	25%	21	23%	17	19%	14	15%	0	0%	91	100%	
11	2	2%	30	25%	24	20%	21	17%	16	13%	29	24%	0	0%	122	100%	
12	1	1%	21	15%	31	22%	39	27%	19	13%	33	23%	0	0%	144	100%	
13	0	0%	8	9%	22	25%	23	26%	14	16%	21	24%	0	0%	88	100%	
14	0	0%	0	0%	0	0%	0	0%	0	0%	0	0%	0	0%	0	0%	
15	0	0%	0	0%	0	0%	0	0%	0	0%	0	0%	0	0%	0	0%	
16	0	0%	0	0%	0	0%	0	0%	0	0%	0	0%	0	0%	0	0%	
17	1	0%	109	14%	145	19%	235	30%	136	17%	153	20%	1	0%	780	100%	
18	1	0%	131	17%	129	17%	193	25%	121	16%	204	26%	1	0%	780	100%	
19	0	0%	67	15%	83	18%	141	31%	61	13%	106	23%	0	0%	458	100%	
20	2	0%	131	19%	158	23%	160	23%	84	12%	151	22%	1	0%	687	100%	
21	1	0%	90	16%	135	24%	154	27%	72	13%	114	20%	0	0%	566	100%	
22	0	0%	10	27%	8	22%	8	22%	3	8%	8	22%	0	0%	37	100%	
STATE	15	0%	1,046	16%	1,321	20%	1,782	27%	973	15%	1,550	23%	6	0%	6,693	100%	

\*12-17 Years: Adults in the 12-17 year category are the result of direct file or transfer hearing.

Note: Percentages may not total 100 percent because of rounding.

TABLE 58

**FY 2008**  
**Colorado Private Probation : DUI/DWAI**  
**New Clients by Age**

**DUI/DWAI PRIVATE PROBATION**

TYPE:		*12-17 Years		18-20 Years		21-24 Years		25-32 Years		33-39 Years		40 and above		Unknown		TOTAL NEW CLIENTS	
DISTRICT	Number	%	Number	%	Number	%	Number	%	Number	%	Number	%	Number	%	Number	%	
1	2	0%	34	4%	110	12%	209	23%	160	18%	377	42%	0	0%	892	100%	
2	0	0%	0	0%	0	0%	0	0%	0	0%	0	0%	0	0%	0	0%	
3	0	0%	0	0%	0	0%	0	0%	0	0%	0	0%	0	0%	0	0%	
4	1	0%	17	3%	68	14%	143	29%	81	16%	181	37%	0	0%	491	100%	
5	0	0%	1	2%	4	8%	18	34%	8	15%	22	42%	0	0%	53	100%	
6	0	0%	0	0%	0	0%	0	0%	0	0%	0	0%	0	0%	0	0%	
7	0	0%	0	0%	0	0%	0	0%	0	0%	0	0%	0	0%	0	0%	
8	8	1%	97	12%	196	24%	224	27%	104	13%	188	23%	0	0%	817	100%	
9	0	0%	2	7%	4	14%	5	18%	5	18%	12	43%	0	0%	28	100%	
10	6	1%	34	8%	80	19%	106	26%	65	16%	121	29%	0	0%	412	100%	
11	1	0%	14	4%	58	17%	66	19%	63	18%	148	42%	0	0%	350	100%	
12	12	3%	52	13%	59	15%	83	21%	47	12%	138	35%	0	0%	391	100%	
13	0	0%	0	0%	0	0%	0	0%	0	0%	0	0%	0	0%	0	0%	
14	0	0%	0	0%	0	0%	0	0%	0	0%	0	0%	0	0%	0	0%	
15	0	0%	0	0%	0	0%	0	0%	0	0%	0	0%	0	0%	0	0%	
16	0	0%	1	3%	4	13%	3	10%	4	13%	18	60%	0	0%	30	100%	
17	2	0%	22	5%	73	16%	153	34%	80	18%	122	27%	0	0%	452	100%	
18	9	0%	119	6%	337	18%	551	30%	335	18%	503	27%	0	0%	1,854	100%	
19	0	0%	13	7%	21	12%	44	24%	33	18%	71	39%	0	0%	182	100%	
20	9	1%	115	12%	234	25%	260	28%	109	12%	217	23%	0	0%	944	100%	
21	2	1%	17	8%	34	17%	46	23%	26	13%	77	38%	0	0%	202	100%	
22	3	2%	23	12%	41	21%	50	26%	22	12%	52	27%	0	0%	191	100%	
STATE	55	1%	561	8%	1,323	18%	1,961	27%	1,142	16%	2,247	31%	0	0%	7,289	100%	

\*12-17 Years: Statistically DUI/DWAI and underage consumption are captured as "adult offenses" and represent most of the new cases in this category.

Note: Percentages may not total 100 percent because of rounding.

Source: Private Probation Monthly Statistical Reports for July 2007- June 2008.



TABLE 59

**FY 2008**  
**Colorado Private Probation: Non- DUI/DWAI**  
**New Clients by Ethnic Group**

<b>NON- DUI/DWAI PRIVATE PROBATION</b>														
<b>TYPE:</b>	<b>Caucasian</b>		<b>African American</b>		<b>Asian</b>		<b>Hispanic</b>		<b>Native American</b>		<b>Other</b>		<b>TOTAL NEW CLIENTS</b>	
<b>DISTRICT</b>	Number	%	Number	%	Number	%	Number	%	Number	%	Number	%	Number	%
1	931	90%	38	4%	10	1%	40	4%	3	0%	15	1%	1,037	100%
2	0	0%	0	0%	0	0%	0	0%	0	0%	0	0%	0	0%
3	0	0%	0	0%	0	0%	0	0%	0	0%	0	0%	0	0%
4	731	73%	162	16%	8	1%	85	8%	6	1%	9	1%	1,001	100%
5	15	83%	1	6%	0	0%	2	11%	0	0%	0	0%	18	100%
6	41	77%	0	0%	0	0%	8	15%	4	8%	0	0%	53	100%
7	0	0%	0	0%	0	0%	0	0%	0	0%	0	0%	0	0%
8	546	90%	21	3%	1	0%	39	6%	0	0%	2	0%	609	100%
9	194	87%	2	1%	0	0%	25	11%	1	0%	0	0%	222	100%
10	61	67%	0	0%	1	1%	29	32%	0	0%	0	0%	91	100%
11	110	90%	2	2%	1	1%	7	6%	0	0%	2	2%	122	100%
12	97	67%	3	2%	0	0%	42	29%	2	1%	0	0%	144	100%
13	83	94%	3	3%	0	0%	2	2%	0	0%	0	0%	88	100%
14	0	0%	0	0%	0	0%	0	0%	0	0%	0	0%	0	0%
15	0	0%	0	0%	0	0%	0	0%	0	0%	0	0%	0	0%
16	0	0%	0	0%	0	0%	0	0%	0	0%	0	0%	0	0%
17	705	90%	31	4%	10	1%	33	4%	0	0%	1	0%	780	100%
18	580	74%	102	13%	26	3%	60	8%	6	1%	6	1%	780	100%
19	367	80%	8	2%	0	0%	83	18%	0	0%	0	0%	458	100%
20	603	88%	16	2%	11	2%	51	7%	2	0%	4	1%	687	100%
21	484	86%	12	2%	0	0%	56	10%	2	0%	12	2%	566	100%
22	21	57%	1	3%	0	0%	2	5%	12	32%	1	3%	37	100%
STATE	5,569	83%	402	6%	68	1%	564	8%	38	1%	52	1%	6,693	100%

Note: Percentages may not total 100 percent because of rounding.

Source: Private Probation Monthly Statistical Reports for July 2007- June 2008.

TABLE 60

**FY 2008**  
**Colorado Private Probation: DUI/DWAI**  
**New Clients by Ethnic Group**

<b>DUI/DWAI PRIVATE PROBATION</b>														
TYPE:	Caucasian		African American		Asian		Hispanic		Native American		Other		TOTAL NEW CLIENTS	
DISTRICT	Number	%	Number	%	Number	%	Number	%	Number	%	Number	%	Number	%
1	746	84%	19	2%	6	1%	116	13%	5	1%	0	0%	892	100%
2	0	0%	0	0%	0	0%	0	0%	0	0%	0	0%	0	0%
3	0	0%	0	0%	0	0%	0	0%	0	0%	0	0%	0	0%
4	360	73%	50	10%	1	0%	77	16%	2	0%	1	0%	491	100%
5	47	89%	0	0%	0	0%	6	11%	0	0%	0	0%	53	100%
6	0	100%	0	0%	0	0%	0	0%	0	0%	0	0%	0	100%
7	0	100%	0	0%	0	0%	0	0%	0	0%	0	0%	0	100%
8	718	88%	13	2%	4	0%	75	9%	2	0%	5	1%	817	100%
9	26	93%	0	0%	0	0%	2	7%	0	0%	0	0%	28	100%
10	232	100%	7	0%	1	0%	163	0%	3	1%	6	1%	412	102%
11	325	93%	2	1%	1	0%	14	4%	3	1%	5	1%	350	100%
12	255	65%	3	1%	1	0%	122	31%	9	2%	1	0%	391	100%
13	0	0%	0	0%	0	0%	0	0%	0	0%	0	0%	0	0%
14	0	0%	0	0%	0	0%	0	0%	0	0%	0	0%	0	0%
15	0	0%	0	0%	0	0%	0	0%	0	0%	0	0%	0	0%
16	22	73%	0	0%	0	0%	8	27%	0	0%	0	0%	30	100%
17	276	61%	22	5%	1	0%	147	33%	3	1%	3	1%	452	100%
18	1,444	78%	124	7%	37	2%	228	12%	9	0%	12	1%	1,854	100%
19	104	57%	2	1%	0	0%	74	41%	2	1%	0	0%	182	100%
20	862	91%	9	1%	15	2%	54	6%	1	0%	3	0%	944	100%
21	169	84%	1	0%	2	1%	28	14%	1	0%	1	0%	202	100%
22	92	48%	0	0%	0	0%	13	7%	86	45%	0	0%	191	100%
STATE	5,678	78%	252	3%	69	1%	1,127	15%	126	2%	37	1%	7,289	100%

Note: Percentages may not total 100 percent because of rounding.

Source: Private Probation Monthly Statistical Reports for July 2007- June 2008.

**FY 2008**  
**Colorado Private Probation**  
**Successful/Unsuccessful Terminations**

NON-DUI/DWAI PRIVATE PROBATION								
TYPE:	SUCCESSFUL TERMINATIONS		UNSUCCESSFUL TERMINATIONS				TOTAL TERMINATIONS	
	Successful		Revoked		Absconded			
DISTRICT	Number	%	Number	%	Number	%	Number	%
1	606	72%	65	8%	175	21%	846	100%
2	0	0%	0	0%	0	0%	0	0%
3	0	0%	0	0%	0	0%	0	0%
4	270	55%	78	16%	140	29%	488	100%
5	57	78%	0	0%	16	22%	73	100%
6	27	84%	1	3%	4	13%	32	100%
7	5	100%	0	0%	0	0%	5	100%
8	340	83%	20	5%	51	12%	411	100%
9	114	81%	0	0%	26	19%	140	100%
10	125	80%	8	5%	23	15%	156	100%
11	58	87%	5	7%	4	6%	67	100%
12	78	67%	22	19%	16	14%	116	100%
13	51	76%	13	19%	3	4%	67	100%
14	0	0%	0	0%	0	0%	0	0%
15	0	0%	0	0%	0	0%	0	0%
16	0	0%	0	0%	0	0%	0	0%
17	422	86%	7	1%	59	12%	488	100%
18	1,110	90%	33	3%	89	7%	1,232	100%
19	240	74%	28	9%	57	18%	325	100%
20	506	78%	80	12%	66	10%	652	100%
21	184	74%	27	11%	36	15%	247	100%
22	24	73%	4	12%	5	15%	33	100%
STATE	4,217	78%	391	7%	770	14%	5,378	100%

DUI/DWAI PRIVATE PROBATION								
TYPE:	SUCCESSFUL TERMINATIONS		UNSUCCESSFUL TERMINATIONS				TOTAL TERMINATIONS	
	Successful		Revoked		Absconded			
DISTRICT	Number	%	Number	%	Number	%	Number	%
1	484	73%	68	10%	114	17%	666	100%
2	0	0%	0	0%	0	0%	0	0%
3	0	0%	0	0%	0	0%	0	0%
4	282	65%	80	18%	75	17%	437	100%
5	72	88%	0	0%	10	12%	82	100%
6	0	0%	0	0%	0	0%	0	100%
7	1	100%	0	0%	0	0%	1	100%
8	56	79%	6	8%	9	13%	71	100%
9	7	78%	0	0%	2	22%	9	100%
10	21	55%	3	8%	14	37%	38	100%
11	241	86%	19	7%	21	7%	281	100%
12	243	73%	50	15%	39	12%	332	100%
13	0	0%	0	0%	0	0%	0	0%
14	0	0%	0	0%	0	0%	0	0%
15	0	0%	0	0%	0	0%	0	0%
16	7	88%	0	0%	1	13%	8	100%
17	178	80%	7	3%	37	17%	222	100%
18	2,110	89%	57	2%	199	8%	2,366	100%
19	42	49%	15	17%	29	34%	86	100%
20	785	89%	51	6%	48	5%	884	100%
21	67	86%	6	8%	5	6%	78	100%
22	107	60%	26	15%	44	25%	177	100%
STATE	4,703	82%	388	7%	647	11%	5,738	100%

Key: *Successful Terminations*: This number is exclusively private successful terminations.

*Unsuccessful Terminations*: This column includes probationers supervised by private who were revoked or absconded. A revocation is defined as a termination from probation supervision for a technical violation, new misdemeanor, or new felony. A revocation to Community Corrections is NOT included in this section. These offenders are not included on this table as they are still under the supervision and jurisdiction of probation. Absconders refers to probationers who become fugitives and are no longer compliant with probation supervision.

*Total Terminations*: In this table only, the total terminations include: revocations, absconders and successful terminations from probation supervision. Additional types of private probation closures are included in Table 62 and 63.

Note: Percentages may not total 100 percent because of rounding.

Source: Private Probation Monthly Statistical Reports for July 2007- June 2008.

TABLE 62

**FY 2008**  
**Colorado Private Probation: Non- DUI/DWAI**  
**All Closure Types**

<b>NON- DUI/DWAI PRIVATE PROBATION</b>																
TYPE:	Successful		Revoked		Absconded		Community Corrections Discharge		Deported		Death		Administrative Closure		TOTAL CLOSURES	
DISTRICT	Number	%	Number	%	Number	%	Number	%	Number	%	Number	%	Number	%	Number	%
1	572	70%	65	8%	175	21%	0	0%	0	0%	7	1%	4	0%	823	100%
2	0	0%	0	0%	0	0%	0	0%	0	0%	0	0%	0	0%	0	0%
3	0	0%	0	0%	0	0%	0	0%	0	0%	0	0%	0	0%	0	0%
4	270	52%	78	15%	140	27%	3	1%	14	3%	5	1%	5	1%	515	100%
5	57	71%	0	0%	16	20%	0	0%	0	0%	0	0%	7	9%	80	100%
6	27	84%	1	3%	4	13%	0	0%	0	0%	0	0%	0	0%	32	100%
7	5	83%	0	0%	0	0%	1	17%	0	0%	0	0%	0	0%	6	100%
8	340	82%	20	5%	51	12%	0	0%	0	0%	4	1%	0	0%	415	100%
9	114	81%	0	0%	26	18%	0	0%	1	1%	0	0%	0	0%	141	100%
10	125	79%	8	5%	23	14%	0	0%	0	0%	0	0%	3	2%	159	100%
11	58	87%	5	7%	4	6%	0	0%	0	0%	0	0%	0	0%	67	100%
12	78	66%	22	19%	16	14%	0	0%	0	0%	0	0%	2	2%	118	100%
13	51	76%	13	19%	3	4%	0	0%	0	0%	0	0%	0	0%	67	100%
14	0	0%	0	0%	0	0%	0	0%	0	0%	0	0%	0	0%	0	0%
15	0	0%	0	0%	0	0%	0	0%	0	0%	0	0%	0	0%	0	0%
16	0	0%	0	0%	0	0%	0	0%	0	0%	0	0%	0	0%	0	0%
17	422	86%	7	1%	59	12%	0	0%	0	0%	0	0%	1	0%	489	100%
18	1,110	89%	33	3%	89	7%	0	0%	0	0%	2	0%	11	1%	1,245	100%
19	240	74%	28	9%	57	17%	0	0%	0	0%	0	0%	1	0%	326	100%
20	506	77%	80	12%	66	10%	0	0%	0	0%	4	1%	1	0%	657	100%
21	184	74%	27	11%	36	15%	0	0%	0	0%	0	0%	0	0%	247	100%
22	24	71%	4	12%	5	15%	0	0%	0	0%	1	3%	0	0%	34	100%
STATE	4,183	77%	391	7%	770	14%	4	0%	15	0%	23	0%	35	1%	5,421	100%

<b>Courtesy Transfers<sup>1</sup></b>	
Number	DISTRICT
49	1
0	2
0	3
26	4
1	5
7	6
1	7
22	8
20	9
29	10
3	11
0	12
3	13
0	14
0	15
0	16
5	17
55	18
61	19
54	20
7	21
1	22
344	STATE

<sup>1</sup>**Courtesy Transfers:** Beginning in FY2008 courtesy transfers were removed from "Total Closures" because they are accounted for within the existing closure categories. They are also reported separately to continue to track the cases transferred between districts.

Note: Percentages may not total 100 percent because of rounding.

Source: Private Probation Monthly Statistical Reports for July 2007- June 2008.

TABLE 63

**FY 2008**  
**Colorado Private Probation: DUI/DWAI**  
**All Closure Types**

<b>DUI/DWAI PRIVATE PROBATION</b>																		
TYPE:	Successful		Revoked		Absconded		Community Corrections Discharge		Deported		Death		Administrative Closure		TOTAL CLOSURES		Courtesy Transfers <sup>1</sup>	
DISTRICT	Number	%	Number	%	Number	%	Number	%	Number	%	Number	%	Number	%	Number	%	Number	DISTRICT
1	484	72%	68	10%	114	17%	0	0%	0	0%	8	1%	0	0%	674	100%	21	1
2	0	0%	0	0%	0	0%	0	0%	0	0%	0	0%	0	0%	0	0%	0	2
3	0	0%	0	0%	0	0%	0	0%	0	0%	0	0%	0	0%	0	0%	0	3
4	282	64%	80	18%	75	17%	0	0%	2	0%	1	0%	0	0%	440	100%	7	4
5	72	80%	0	0%	10	11%	0	0%	0	0%	2	2%	6	7%	90	100%	4	5
6	0	0%	0	0%	0	0%	0	0%	0	0%	0	0%	0	0%	0	0%	0	6
7	1	100%	0	0%	0	0%	0	0%	0	0%	0	0%	0	0%	1	100%	0	7
8	56	79%	6	8%	9	13%	0	0%	0	0%	0	0%	0	0%	71	100%	6	8
9	7	70%	0	0%	2	20%	0	0%	1	10%	0	0%	0	0%	10	100%	2	9
10	21	55%	3	8%	14	37%	0	0%	0	0%	0	0%	0	0%	38	100%	0	10
11	241	85%	19	7%	21	7%	0	0%	0	0%	2	1%	0	0%	283	100%	3	11
12	243	72%	50	15%	39	12%	0	0%	0	0%	0	0%	4	1%	336	100%	0	12
13	0	0%	0	0%	0	0%	0	0%	0	0%	0	0%	0	0%	0	0%	0	13
14	0	0%	0	0%	0	0%	0	0%	0	0%	0	0%	0	0%	0	0%	0	14
15	0	0%	0	0%	0	0%	0	0%	0	0%	0	0%	0	0%	0	0%	0	15
16	7	88%	0	0%	1	13%	0	0%	0	0%	0	0%	0	0%	8	100%	0	16
17	178	79%	7	3%	37	16%	0	0%	0	0%	3	1%	0	0%	225	100%	16	17
18	2,110	89%	57	2%	199	8%	0	0%	0	0%	2	0%	11	0%	2,379	100%	15	18
19	42	48%	15	17%	29	33%	0	0%	0	0%	2	2%	0	0%	88	100%	9	19
20	785	88%	51	6%	48	5%	0	0%	1	0%	4	0%	1	0%	890	100%	9	20
21	67	86%	6	8%	5	6%	0	0%	0	0%	0	0%	0	0%	78	100%	0	21
22	107	60%	26	15%	44	25%	0	0%	0	0%	1	1%	0	0%	178	100%	0	22
STATE	4,703	81%	388	7%	647	11%	0	0%	4	0%	25	0%	22	0%	5,789	100%	92	STATE

<sup>1</sup>**Courtesy Transfers:** Beginning in FY2008 courtesy transfers were removed from "Total Closures" because they are accounted for within the existing closure categories. They are also reported separately to continue to track the cases transferred between districts.

Note: Percentages may not total 100 percent because of

Source: Private Probation Monthly Statistical Reports for July 2007- June 2008.

TABLE 64

**FY 2008**  
**Colorado Private Probation**  
**Type of Revocation**

176

NON-DUI/DWAI PRIVATE PROBATION							
TYPE:	New Felony		New Misdemeanor		Technical		TOTAL REVOCATIONS for Non-DUI/DWAI Private Cases
	Number	%	Number	%	Number	%	Number %
DISTRICT							
1	2	3%	14	22%	49	75%	65 100%
2	0	0%	0	0%	0	0%	0 0%
3	0	0%	0	0%	0	0%	0 0%
4	22	28%	9	12%	47	60%	78 100%
5	0	0%	0	0%	0	0%	0 0%
6	0	0%	1	100%	0	0%	1 100%
7	0	0%	0	0%	0	0%	0 0%
8	0	0%	2	10%	18	90%	20 100%
9	0	0%	0	0%	0	0%	0 0%
10	1	13%	0	0%	7	88%	8 100%
11	0	0%	0	0%	5	100%	5 100%
12	1	5%	3	14%	18	82%	22 100%
13	1	8%	5	38%	7	54%	13 100%
14	0	0%	0	0%	0	0%	0 0%
15	0	0%	0	0%	0	0%	0 0%
16	0	0%	0	0%	0	0%	0 0%
17	0	0%	0	0%	7	100%	7 100%
18	11	33%	11	33%	11	33%	33 100%
19	3	11%	3	11%	22	79%	28 100%
20	4	5%	19	24%	57	71%	80 100%
21	5	19%	4	15%	18	67%	27 100%
22	0	0%	1	25%	3	75%	4 100%
STATE	50	13%	72	18%	269	69%	391 100%

DUI/DWAI PRIVATE PROBATION							
TYPE:	New Felony		New Misdemeanor		Technical		TOTAL REVOCATIONS for Private DUI/DWAI Cases
	Number	%	Number	%	Number	%	Number %
DISTRICT							
1	1	1%	10	15%	57	84%	68 100%
2	0	0%	0	0%	0	0%	0 0%
3	0	0%	0	0%	0	0%	0 0%
4	4	5%	10	13%	66	83%	80 100%
5	0	0%	0	0%	0	0%	0 0%
6	0	0%	0	0%	0	0%	0 0%
7	0	0%	0	0%	0	0%	0 0%
8	0	0%	1	17%	5	83%	6 100%
9	0	0%	0	0%	0	0%	0 0%
10	0	0%	0	0%	3	100%	3 100%
11	0	0%	2	11%	17	89%	19 100%
12	0	0%	12	24%	38	76%	50 100%
13	0	0%	0	0%	0	0%	0 0%
14	0	0%	0	0%	0	0%	0 0%
15	0	0%	0	0%	0	0%	0 0%
16	0	0%	0	0%	0	0%	0 0%
17	0	0%	2	29%	5	71%	7 100%
18	4	7%	26	46%	27	47%	57 100%
19	3	20%	4	27%	8	53%	15 100%
20	1	2%	16	31%	34	67%	51 100%
21	1	17%	0	0%	5	83%	6 100%
22	1	4%	1	4%	24	92%	26 100%
STATE	15	4%	84	22%	289	74%	388 100%

Key: *New Felony*: Includes revocations for a new felony offense committed while on probation supervision.  
*New Misdemeanor*: Includes revocations for a new misdemeanor offense committed while on probation supervision.  
*Technical*: Includes revocations for technical probation supervision violations (i.e. drug use, non-compliance).  
*Total Revocations*: Total includes all felony, misdemeanor, and technical violations resulting in a revocation from probation.

Note: Percentages may not total 100 percent because of rounding.

Source: Private Probation Monthly Statistical Reports for July 2007- June 2008.

TABLE 65

**FY 2008  
Colorado Private Probation  
Length of Stay**

NON-DUI PRIVATE PROBATION										
DISTRICT	0-12 months		13-24 months		25-36 months		37 + months		TOTAL CLOSURES	
	#	%	#	%	#	%	#	%	#	
1	587	68%	223	26%	30	4%	17	2%	857	100%
2	0	0%	0	0%	0	0%	0	0%	0	0%
3	0	0%	0	0%	0	0%	0	0%	0	0%
4	190	37%	242	47%	47	9%	36	7%	515	100%
5	40	50%	35	44%	2	3%	3	4%	80	100%
6	16	50%	12	38%	4	13%	0	0%	32	100%
7	1	17%	3	50%	1	17%	1	17%	6	100%
8	303	73%	104	25%	6	1%	2	0%	415	100%
9	97	69%	41	29%	3	2%	0	0%	141	100%
10	78	49%	54	34%	11	7%	16	10%	159	100%
11	38	57%	24	36%	5	7%	0	0%	67	100%
12	103	87%	15	13%	0	0%	0	0%	118	100%
13	38	57%	26	39%	3	4%	0	0%	67	100%
14	0	0%	0	0%	0	0%	0	0%	0	0%
15	0	0%	0	0%	0	0%	0	0%	0	0%
16	0	0%	0	0%	0	0%	0	0%	0	0%
17	377	77%	102	21%	10	2%	0	0%	489	100%
18	274	22%	722	58%	206	17%	43	3%	1,245	100%
19	160	49%	156	48%	10	3%	0	0%	326	100%
20	355	54%	263	40%	27	4%	12	2%	657	100%
21	114	46%	113	46%	12	5%	8	3%	247	100%
22	21	62%	12	35%	1	3%	0	0%	34	100%
STATE	2,792	51%	2,147	39%	378	7%	138	3%	5,455	100%

DUI PRIVATE PROBATION										
DISTRICT	0-12 months		13-24 months		25-36 months		37 + months		TOTAL CLOSURES	
	#	%	#	%	#	%	#	%	#	
1	263	39%	388	58%	14	2%	1	0%	666	100%
2	0	0%	0	0%	0	0%	0	0%	0	0%
3	0	0%	0	0%	0	0%	0	0%	0	0%
4	115	26%	268	61%	52	12%	2	0%	437	100%
5	42	51%	36	44%	4	5%	0	0%	82	100%
6	0	100%	0	0%	0	0%	0	0%	0	100%
7	0	0%	1	100%	0	0%	0	0%	1	100%
8	47	66%	19	27%	4	6%	1	1%	71	100%
9	5	56%	2	22%	2	22%	0	0%	9	100%
10	37	97%	0	0%	1	3%	0	0%	38	100%
11	164	58%	108	38%	9	3%	0	0%	281	100%
12	237	71%	93	28%	2	1%	0	0%	332	100%
13	0	0%	0	0%	0	0%	0	0%	0	0%
14	0	0%	0	0%	0	0%	0	0%	0	0%
15	0	0%	0	0%	0	0%	0	0%	0	0%
16	5	63%	2	25%	0	0%	1	13%	8	100%
17	99	45%	103	46%	18	8%	2	1%	222	100%
18	1,414	60%	842	36%	107	5%	3	0%	2,366	100%
19	41	48%	42	49%	3	3%	0	0%	86	100%
20	626	71%	238	27%	18	2%	2	0%	884	100%
21	44	56%	28	36%	5	6%	1	1%	78	100%
22	98	55%	70	40%	7	4%	2	1%	177	100%
STATE	3,237	56%	2,240	39%	246	4%	15	0%	5,738	100%

Note: Percentages may not total 100 percent because of rounding.

Source: Private Probation Monthly Statistical Reports for July 2007- June 2008.

TABLE 66

**FY 2008**  
**Colorado Private Probation**  
**Active NON-DUI/DWAI PRIVATE Clients Risk Levels on June 30, 2008**

<b>NON- DUI/DWAI PRIVATE PROBATION</b>																		
<b>Risk Levels:</b>	<b>New: w/in the first 30 days of supervision start date</b>		<b>Maximum</b>		<b>Medium</b>		<b>Minimum</b>		<b>Administrative</b>		<b>Community Corrections</b>		<b>Domestic Violence</b>		<b>Interstate</b>		<b>TOTAL PRIVATE NON-DUI/DWAI PROBATION CLIENTS</b>	
	<b>DISTRICT</b>	Number	%	Number	%	Number	%	Number	%	Number	%	Number	%	Number	%	Number	%	Number
1	7	1%	20	2%	259	20%	583	44%	180	14%	0	0%	268	20%	0	0%	1,317	100%
2	0	0%	0	0%	0	0%	0	0%	0	0%	0	0%	0	0%	0	0%	0	0%
3	0	0%	0	0%	0	0%	0	0%	0	0%	0	0%	0	0%	0	0%	0	0%
4	5	0%	14	1%	175	12%	344	24%	707	49%	0	0%	197	14%	1	0%	1,443	100%
5	1	1%	1	1%	9	13%	57	81%	0	0%	0	0%	2	3%	0	0%	70	100%
6	0	0%	0	0%	3	3%	86	89%	3	3%	0	0%	5	5%	0	0%	97	100%
7	0	0%	0	0%	0	0%	0	0%	0	0%	0	0%	0	0%	0	0%	0	0%
8	22	3%	1	0%	31	5%	537	84%	28	4%	0	0%	19	3%	0	0%	638	100%
9	2	1%	3	1%	6	2%	96	35%	32	12%	0	0%	133	49%	0	0%	272	100%
10	2	1%	0	0%	17	6%	148	50%	11	4%	1	0%	118	40%	0	0%	297	100%
11	5	3%	0	0%	23	16%	84	57%	9	6%	0	0%	26	18%	0	0%	147	100%
12	0	0%	0	0%	14	10%	101	74%	17	13%	0	0%	4	3%	0	0%	136	100%
13	5	4%	1	1%	3	2%	41	32%	2	2%	0	0%	76	59%	0	0%	128	100%
14	0	0%	0	0%	0	0%	0	0%	0	0%	0	0%	0	0%	0	0%	0	0%
15	0	0%	0	0%	0	0%	0	0%	0	0%	0	0%	0	0%	0	0%	0	0%
16	0	0%	1	50%	0	0%	0	0%	1	50%	0	0%	0	0%	0	0%	2	100%
17	35	5%	6	1%	85	11%	459	61%	96	13%	0	0%	76	10%	0	0%	757	100%
18	8	0%	4	0%	77	3%	1,600	70%	80	3%	0	0%	529	23%	0	0%	2,298	100%
19	0	0%	9	1%	103	16%	268	41%	48	7%	0	0%	225	34%	0	0%	653	100%
20	41	3%	9	1%	94	8%	692	59%	179	15%	1	0%	163	14%	0	0%	1,179	100%
21	21	4%	11	2%	96	18%	256	49%	90	17%	0	0%	48	9%	0	0%	522	100%
22	1	3%	0	0%	5	14%	19	53%	9	25%	0	0%	2	6%	0	0%	36	100%
STATE	155	2%	80	1%	1,000	10%	5,371	54%	1,492	15%	2	0%	1,891	19%	1	0%	9,992	100%

Note: Percentages may not total 100 percent because of rounding.

Source: Private Probation Monthly Statistical Reports for July 2007- June 2008.



TABLE 67

**FY 2008**  
**Colorado Private Probation**  
**Active DUI/DWAI Client Risk Levels on June 30, 2008**

<b>DUI/DWAI PRIVATE PROBATION</b>																
<b>Risk Levels:</b>	<b>New: w/in the first 30 days of supervision start date</b>		<b>Maximum</b>		<b>Medium</b>		<b>Minimum</b>		<b>Administrative</b>		<b>Community Corrections</b>		<b>Interstate</b>		<b>TOTAL DUI/DWAI PRIVATE PROBATION CLIENTS</b>	
	<b>DISTRICT</b>	<b>Number</b>	<b>%</b>	<b>Number</b>	<b>%</b>	<b>Number</b>	<b>%</b>	<b>Number</b>	<b>%</b>	<b>Number</b>	<b>%</b>	<b>Number</b>	<b>%</b>	<b>Number</b>	<b>%</b>	<b>Number</b>
1	3	0%	18	1%	171	13%	863	65%	270	20%	0	0%	0	0%	1,325	100%
2	0	0%	0	0%	0	0%	0	0%	0	0%	0	0%	0	0%	0	0%
3	0	0%	0	0%	0	0%	0	0%	0	0%	0	0%	0	0%	0	0%
4	7	1%	1	0%	8	1%	6	1%	752	97%	1	0%	0	0%	775	100%
5	2	2%	0	0%	10	12%	65	78%	6	7%	0	0%	0	0%	83	100%
6	0	0%	0	0%	0	0%	3	100%	0	0%	0	0%	0	0%	3	100%
7	0	0%	0	0%	0	0%	0	0%	0	0%	0	0%	0	0%	0	0%
8	96	12%	1	0%	54	7%	617	76%	45	6%	0	0%	0	0%	813	100%
9	0	0%	0	0%	10	17%	33	57%	15	26%	0	0%	0	0%	58	100%
10	39	8%	0	0%	58	12%	333	69%	50	10%	0	0%	0	0%	480	100%
11	10	2%	2	0%	36	8%	334	78%	46	11%	0	0%	0	0%	428	100%
12	18	4%	1	0%	28	7%	271	64%	104	25%	0	0%	0	0%	422	100%
13	0	0%	0	0%	1	100%	0	0%	0	0%	0	0%	0	0%	1	100%
14	0	0%	0	0%	0	0%	0	0%	0	0%	0	0%	0	0%	0	0%
15	0	0%	0	0%	0	0%	0	0%	0	0%	0	0%	0	0%	0	0%
16	0	0%	2	8%	10	0%	11	46%	1	4%	0	0%	0	0%	24	58%
17	0	0%	6	1%	51	10%	350	68%	107	21%	0	0%	0	0%	514	100%
18	3	0%	8	0%	118	3%	3,136	88%	289	8%	0	0%	0	0%	3,554	100%
19	0	0%	14	6%	84	33%	144	57%	11	4%	0	0%	0	0%	253	100%
20	9	1%	12	1%	94	7%	1,070	79%	162	12%	0	0%	0	0%	1,347	100%
21	0	0%	1	5%	0	0%	1	5%	18	90%	0	0%	0	0%	20	100%
22	7	3%	5	2%	23	11%	138	66%	37	18%	0	0%	0	0%	210	100%
STATE	194	2%	71	1%	756	7%	7,375	72%	1,913	19%	1	0%	0	0%	10,310	100%

Note: Percentages may not total 100 percent because of rounding.

Source: Private Probation Monthly Statistical Reports for July 2007- June 2008.

# Colorado Probation: Regular Juvenile Probation



TABLE 68

**FY 2008**  
**Colorado State Juvenile Probation**  
**Investigations**

TYPE: DISTRICT	Sex Offender Investigations		Pre- Sentence Investigations		Updated Pre-Sentence Investigations		Intake Evaluations		Interstate Investigations to Colorado		Administrative Investigations (additional cases)		TOTAL INVESTIGATIONS	
	Number	%	Number	%	Number	%	Number	%	Number	%	Number	%	Number	%
1	25	9%	202	74%	0	0%	0	0%	10	4%	35	13%	272	100%
2	38	7%	491	90%	0	0%	0	0%	3	1%	12	2%	544	100%
3	0	0%	18	82%	0	0%	0	0%	0	0%	4	18%	22	100%
4	3	1%	176	71%	0	0%	0	0%	33	13%	37	15%	249	100%
5	1	2%	28	68%	4	10%	0	0%	0	0%	8	20%	41	100%
6	3	4%	61	81%	0	0%	0	0%	9	12%	2	3%	75	100%
7	1	1%	54	78%	5	7%	0	0%	4	6%	5	7%	69	100%
8	13	9%	102	67%	5	3%	0	0%	2	1%	30	20%	152	100%
9	0	0%	69	79%	6	7%	1	1%	2	2%	9	10%	87	100%
10	4	40%	3	30%	0	0%	0	0%	2	20%	1	10%	10	100%
11	1	11%	7	78%	0	0%	0	0%	1	11%	0	0%	9	100%
12	5	8%	51	82%	0	0%	2	3%	1	2%	3	5%	62	100%
13	2	2%	75	79%	5	5%	0	0%	1	1%	12	13%	95	100%
14	1	1%	53	78%	5	7%	0	0%	0	0%	9	13%	68	100%
15	2	29%	3	43%	0	0%	0	0%	0	0%	2	29%	7	100%
16	2	25%	4	50%	0	0%	0	0%	0	0%	2	25%	8	100%
17	29	10%	259	85%	0	0%	0	0%	2	1%	15	5%	305	100%
18	39	43%	40	44%	0	0%	0	0%	3	3%	9	10%	91	100%
19	19	12%	65	42%	0	0%	0	0%	6	4%	63	41%	153	100%
20	0	0%	41	89%	0	0%	0	0%	0	0%	5	11%	46	100%
21	17	52%	7	21%	0	0%	0	0%	0	0%	9	27%	33	100%
22	0	0%	34	87%	2	5%	0	0%	0	0%	3	8%	39	100%
STATE	205	8%	1,843	76%	32	1%	3	0%	79	3%	275	11%	2,437	100%

Note: Percentages may not total 100 percent because of rounding

Source: Regular Juvenile Monthly Statistical Reports submitted by probation districts for July 2007- June 2008.

TABLE 69

**FY 2008**  
**Colorado State Juvenile Probation**  
**New Clients by Offense Type**

TYPE: DISTRICT	Felony		Misdemeanor		Petty Offense		Traffic		Other (offense coded without a law class)		TOTAL NEW CLIENTS	
	Number	%	Number	%	Number	%	Number	%	Number	%	Number	%
1	200	32%	349	56%	18	3%	0	0%	51	8%	618	100%
2	243	36%	385	57%	7	1%	0	0%	40	6%	675	100%
3	10	37%	12	44%	3	11%	0	0%	2	7%	27	100%
4	194	39%	273	54%	10	2%	1	0%	25	5%	503	100%
5	26	31%	47	56%	6	7%	0	0%	5	6%	84	100%
6	31	42%	32	43%	0	0%	0	0%	11	15%	74	100%
7	33	32%	59	57%	4	4%	0	0%	8	8%	104	100%
8	55	19%	156	53%	46	15%	0	0%	40	13%	297	100%
9	26	34%	39	51%	1	1%	0	0%	11	14%	77	100%
10	96	40%	125	52%	12	5%	0	0%	9	4%	242	100%
11	42	23%	94	52%	24	13%	0	0%	21	12%	181	100%
12	13	12%	48	44%	9	8%	2	2%	38	35%	110	100%
13	46	34%	65	49%	2	1%	1	1%	20	15%	134	100%
14	8	13%	45	70%	3	5%	0	0%	8	13%	64	100%
15	16	52%	13	42%	0	0%	0	0%	2	6%	31	100%
16	8	22%	25	68%	2	5%	0	0%	2	5%	37	100%
17	239	38%	350	55%	18	3%	0	0%	28	4%	635	100%
18	346	39%	470	53%	47	5%	1	0%	29	3%	893	100%
19	144	23%	359	57%	69	11%	1	0%	52	8%	625	100%
20	78	25%	185	59%	37	12%	1	0%	14	4%	315	100%
21	53	32%	81	49%	1	1%	0	0%	31	19%	166	100%
22	3	9%	20	63%	2	6%	0	0%	7	22%	32	100%
STATE	1,910	32%	3,232	55%	321	5%	7	0%	454	8%	5,924	100%

Note: Percentages may not total 100 percent because of rounding.

Source: Regular Juvenile Monthly Statistical Reports submitted by probation districts for July 2007- June 2008.

TABLE 70

**FY 2008**  
**Colorado State Juvenile Probation**  
**New Clients by Supervision Type**

TYPE: DISTRICT	Probation		Probation Revoked and Resentenced		Deferred Adjudication		Interstate Transfers to Colorado		Change of Venue		TOTAL NEW CLIENTS	
	Number	%	Number	%	Number	%	Number	%	Number	%	Number	%
1	471	76%	5	1%	66	11%	15	2%	61	10%	618	100%
2	362	54%	26	4%	53	8%	12	2%	222	33%	675	100%
3	16	59%	0	0%	6	22%	0	0%	5	19%	27	100%
4	451	90%	10	2%	13	3%	20	4%	9	2%	503	100%
5	82	98%	0	0%	0	0%	0	0%	2	2%	84	100%
6	53	72%	3	4%	7	9%	9	12%	2	3%	74	100%
7	60	58%	1	1%	29	28%	3	3%	11	11%	104	100%
8	136	46%	7	2%	129	43%	2	1%	23	8%	297	100%
9	25	32%	0	0%	40	52%	3	4%	9	12%	77	100%
10	113	47%	3	1%	100	41%	1	0%	25	10%	242	100%
11	96	53%	0	0%	72	40%	1	1%	12	7%	181	100%
12	42	38%	0	0%	65	59%	2	2%	1	1%	110	100%
13	69	51%	0	0%	60	45%	0	0%	5	4%	134	100%
14	47	73%	0	0%	11	17%	0	0%	6	9%	64	100%
15	19	61%	0	0%	11	35%	0	0%	1	3%	31	100%
16	20	54%	0	0%	12	32%	1	3%	4	11%	37	100%
17	404	64%	7	1%	61	10%	9	1%	154	24%	635	100%
18	489	55%	9	1%	274	31%	9	1%	112	13%	893	100%
19	549	88%	5	1%	41	7%	4	1%	26	4%	625	100%
20	128	41%	2	1%	180	57%	2	1%	3	1%	315	100%
21	151	91%	4	2%	2	1%	5	3%	4	2%	166	100%
22	16	50%	1	3%	12	38%	0	0%	3	9%	32	100%
STATE	3,799	64%	83	1%	1,244	21%	98	2%	700	12%	5,924	100%

Note: Percentages may not total 100 percent because of rounding

Source: Regular Juvenile Monthly Statistical Reports submitted by probation districts for July 2007- June 2008.

TABLE 71

**FY 2008**  
**Colorado State Juvenile Probation**  
**New Clients by Gender**

TYPE: DISTRICT	Female		Male		Unknown		TOTAL NEW CLIENTS	
	Number	%	Number	%	Number	%	Number	%
1	135	22%	480	78%	3	0%	618	100%
2	144	21%	530	79%	1	0%	675	100%
3	8	30%	19	70%	0	0%	27	100%
4	132	26%	370	74%	1	0%	503	100%
5	15	18%	68	81%	1	1%	84	100%
6	21	28%	53	72%	0	0%	74	100%
7	18	17%	85	82%	1	1%	104	100%
8	54	18%	241	81%	2	1%	297	100%
9	11	14%	64	83%	2	3%	77	100%
10	60	25%	182	75%	0	0%	242	100%
11	35	19%	146	81%	0	0%	181	100%
12	33	30%	77	70%	0	0%	110	100%
13	23	17%	111	83%	0	0%	134	100%
14	12	19%	52	81%	0	0%	64	100%
15	8	26%	23	74%	0	0%	31	100%
16	9	24%	28	76%	0	0%	37	100%
17	104	16%	531	84%	0	0%	635	100%
18	166	19%	724	81%	3	0%	893	100%
19	181	29%	444	71%	0	0%	625	100%
20	87	28%	226	72%	2	1%	315	100%
21	43	26%	123	74%	0	0%	166	100%
22	15	47%	17	53%	0	0%	32	100%
STATE	1,314	22%	4,594	78%	16	0%	5,924	100%

Note: Percentages may not total 100 percent because of rounding

Source: Regular Juvenile Monthly Statistical Reports submitted by probation districts for July 2007- June 2008.

TABLE 72

**FY 2008**  
**Colorado State Juvenile Probation**  
**New Clients by Age**

TYPE: DISTRICT	10-14 Years		15 Years		16 Years		17 Years		18+ Years <sup>1</sup>		Unknown		TOTAL NEW CLIENTS	
	Number	%	Number	%	Number	%	Number	%	Number	%	Number	%	Number	%
1	146	24%	105	17%	126	20%	154	25%	87	14%	0	0%	618	100%
2	148	22%	126	19%	152	23%	165	24%	83	12%	1	0%	675	100%
3	7	26%	2	7%	4	15%	8	30%	6	22%	0	0%	27	100%
4	120	24%	109	22%	94	19%	123	24%	57	11%	0	0%	503	100%
5	15	18%	18	21%	14	17%	22	26%	15	18%	0	0%	84	100%
6	15	20%	10	14%	25	34%	13	18%	11	15%	0	0%	74	100%
7	19	18%	14	13%	25	24%	27	26%	18	17%	1	1%	104	100%
8	40	13%	60	20%	68	23%	92	31%	37	12%	0	0%	297	100%
9	16	21%	12	16%	20	26%	19	25%	10	13%	0	0%	77	100%
10	70	29%	43	18%	65	27%	40	17%	24	10%	0	0%	242	100%
11	41	23%	34	19%	46	25%	49	27%	11	6%	0	0%	181	100%
12	21	19%	20	18%	30	27%	30	27%	9	8%	0	0%	110	100%
13	26	19%	20	15%	28	21%	39	29%	21	16%	0	0%	134	100%
14	8	13%	21	33%	13	20%	12	19%	10	16%	0	0%	64	100%
15	2	6%	4	13%	10	32%	6	19%	9	29%	0	0%	31	100%
16	11	30%	7	19%	3	8%	9	24%	7	19%	0	0%	37	100%
17	123	19%	109	17%	143	23%	155	24%	105	17%	0	0%	635	100%
18	154	17%	178	20%	193	22%	229	26%	139	16%	0	0%	893	100%
19	165	26%	146	23%	144	23%	116	19%	54	9%	0	0%	625	100%
20	68	22%	55	17%	85	27%	85	27%	22	7%	0	0%	315	100%
21	46	28%	33	20%	43	26%	27	16%	17	10%	0	0%	166	100%
22	8	25%	3	9%	7	22%	8	25%	6	19%	0	0%	32	100%
STATE	1,269	21%	1,129	19%	1,338	23%	1,428	24%	758	13%	2	0%	5,924	100%

<sup>1</sup>**18+ Years:** Youth in this category committed their crime while still under the age of 18 but were new to probation after they turned 18.

Note: Percentages may not total 100 percent because of rounding

Source: Regular Juvenile Monthly Statistical Reports submitted by probation districts for July 2007- June 2008.

TABLE 73

**FY 2008**  
**Colorado State Juvenile Probation**  
**New Clients by Ethnic Group**

TYPE: DISTRICT	Caucasian		African American		Asian		Hispanic		Native American		Other		TOTAL NEW CLIENTS	
	Number	%	Number	%	Number	%	Number	%	Number	%	Number	%	Number	%
1	408	66%	35	6%	6	1%	157	25%	5	1%	7	1%	618	100%
2	168	25%	198	29%	8	1%	288	43%	8	1%	5	1%	675	100%
3	17	63%	0	0%	0	0%	10	37%	0	0%	0	0%	27	100%
4	289	57%	112	22%	10	2%	79	16%	5	1%	8	2%	503	100%
5	67	80%	0	0%	2	2%	13	15%	1	1%	1	1%	84	100%
6	51	69%	2	3%	0	0%	12	16%	3	4%	6	8%	74	100%
7	88	85%	1	1%	0	0%	11	11%	1	1%	3	3%	104	100%
8	262	88%	3	1%	0	0%	21	7%	1	0%	10	3%	297	100%
9	63	82%	0	0%	0	0%	9	12%	1	1%	4	5%	77	100%
10	128	53%	11	5%	0	0%	92	38%	4	2%	7	3%	242	100%
11	164	91%	3	2%	2	1%	10	6%	2	1%	0	0%	181	100%
12	79	72%	0	0%	1	1%	30	27%	0	0%	0	0%	110	100%
13	114	85%	1	1%	0	0%	17	13%	0	0%	2	1%	134	100%
14	58	91%	1	2%	0	0%	4	6%	0	0%	1	2%	64	100%
15	23	74%	0	0%	0	0%	8	26%	0	0%	0	0%	31	100%
16	24	65%	0	0%	0	0%	12	32%	1	3%	0	0%	37	100%
17	440	69%	51	8%	8	1%	130	20%	1	0%	5	1%	635	100%
18	598	67%	183	20%	8	1%	85	10%	4	0%	15	2%	893	100%
19	504	81%	5	1%	1	0%	115	18%	0	0%	0	0%	625	100%
20	252	80%	14	4%	2	1%	46	15%	0	0%	1	0%	315	100%
21	131	79%	4	2%	1	1%	28	17%	1	1%	1	1%	166	100%
22	16	50%	0	0%	0	0%	4	13%	12	38%	0	0%	32	100%
STATE	3,944	67%	624	11%	49	1%	1,181	20%	50	1%	76	1%	5,924	100%

Note: Percentages may not total 100 percent because of rounding

Source: Regular Juvenile Monthly Statistical Reports submitted by probation districts for July 2007- June 2008.



TABLE 74

**FY 2008**  
**Colorado State Juvenile Probation**  
**Successful/Unsuccessful Terminations**

TYPE:	SUCCESSFUL TERMINATIONS		UNSUCCESSFUL TERMINATIONS				TOTAL TERMINATIONS	
	Successful		Revoked		Absconded			
DISTRICT	Number	%	Number	%	Number	%	Number	%
1	351	78%	82	18%	19	4%	452	100%
2	431	68%	143	22%	63	10%	637	100%
3	29	97%	0	0%	1	3%	30	100%
4	332	69%	118	25%	30	6%	480	100%
5	50	78%	11	17%	3	5%	64	100%
6	35	80%	9	20%	0	0%	44	100%
7	49	82%	7	12%	4	7%	60	100%
8	153	77%	41	21%	4	2%	198	100%
9	48	80%	8	13%	4	7%	60	100%
10	132	67%	53	27%	13	7%	198	100%
11	110	71%	42	27%	4	3%	156	100%
12	74	82%	12	13%	4	4%	90	100%
13	56	76%	16	22%	2	3%	74	100%
14	35	88%	5	13%	0	0%	40	100%
15	14	88%	1	6%	1	6%	16	100%
16	42	89%	4	9%	1	2%	47	100%
17	281	71%	82	21%	35	9%	398	100%
18	484	65%	194	26%	72	10%	750	100%
19	353	72%	113	23%	22	5%	488	100%
20	218	88%	23	9%	6	2%	247	100%
21	118	79%	24	16%	7	5%	149	100%
22	15	56%	8	30%	4	15%	27	100%
STATE	3,410	72%	996	21%	299	6%	4,705	100%

Key: *Successful Terminations*: This number includes those probationers supervised by the state who terminated successfully.

*Unsuccessful Terminations*: This column includes those probationers who were revoked or absconded. A revocation is defined as a termination from probation supervision for a technical violation, new misdemeanor, or new felony. Absconders refers to probationers who become fugitives and are no longer compliant with probation supervision.

*Total Terminations*: In this table only, the total terminations include: revocations, absconders and successful terminations from probation supervision. Additional types of juvenile probation closures are included in Table 75.

Note: Percentages may not total 100 percent because of rounding

TABLE 75

**FY 2008**  
**Colorado State Juvenile Probation**  
**All Probation Supervision Closure Types**

TYPE:	Successful		Revoked		Absconded		Community Corrections Discharge		Deported		Death		Administrative Closure		TOTAL CLOSURES		Changes of Venue <sup>1</sup>	
	DISTRICT	Number	%	Number	%	Number	%	Number	%	Number	%	Number	%	Number	%	Number	%	
1	351	77%	82	18%	19	4%	0	0%	0	0%	0	0%	3	1%	455	100%	131	1
2	431	68%	143	22%	63	10%	0	0%	0	0%	0	0%	0	0%	637	100%	73	2
3	29	97%	0	0%	1	3%	0	0%	0	0%	0	0%	0	0%	30	100%	4	3
4	332	69%	118	24%	30	6%	0	0%	1	0%	0	0%	1	0%	482	100%	12	4
5	50	76%	11	17%	3	5%	0	0%	0	0%	0	0%	2	3%	66	100%	5	5
6	35	78%	9	20%	0	0%	0	0%	0	0%	0	0%	1	2%	45	100%	3	6
7	49	79%	7	11%	4	6%	0	0%	0	0%	1	2%	1	2%	62	100%	4	7
8	153	77%	41	21%	4	2%	0	0%	0	0%	0	0%	2	1%	200	100%	7	8
9	48	76%	8	13%	4	6%	0	0%	1	2%	1	2%	1	2%	63	100%	1	9
10	132	66%	53	27%	13	7%	0	0%	0	0%	0	0%	1	1%	199	100%	21	10
11	110	70%	42	27%	4	3%	0	0%	0	0%	0	0%	1	1%	157	100%	19	11
12	74	82%	12	13%	4	4%	0	0%	0	0%	0	0%	0	0%	90	100%	8	12
13	56	76%	16	22%	2	3%	0	0%	0	0%	0	0%	0	0%	74	100%	11	13
14	35	88%	5	13%	0	0%	0	0%	0	0%	0	0%	0	0%	40	100%	6	14
15	14	88%	1	6%	1	6%	0	0%	0	0%	0	0%	0	0%	16	100%	4	15
16	42	89%	4	9%	1	2%	0	0%	0	0%	0	0%	0	0%	47	100%	5	16
17	281	70%	82	21%	35	9%	0	0%	1	0%	0	0%	1	0%	400	100%	89	17
18	484	64%	194	26%	72	10%	0	0%	0	0%	0	0%	5	1%	755	100%	160	18
19	353	72%	113	23%	22	4%	0	0%	0	0%	1	0%	1	0%	490	100%	37	19
20	218	88%	23	9%	6	2%	0	0%	0	0%	0	0%	1	0%	248	100%	8	20
21	118	79%	24	16%	7	5%	0	0%	0	0%	0	0%	1	1%	150	100%	20	21
22	15	56%	8	30%	4	15%	0	0%	0	0%	0	0%	0	0%	27	100%	2	22
STATE	3,410	72%	996	21%	299	6%	0	0%	3	0%	3	0%	22	0%	4,733	100%	630	STATE

<sup>1</sup>Changes of Venue: Beginning in FY2008 changes of venue were removed from "Total Closures" because they are accounted for within the existing closure categories. They are also reported separately to continue to track the changes of venue between courts and probation.

Note: Percentages may not total 100 percent because of rounding

Source: Regular Juvenile Monthly Statistical Reports submitted by probation districts for July 2007- June 2008.

TABLE 76

**FY 2008**  
**Colorado State Juvenile Probation**  
**Type of Revocation**

TYPE: DISTRICT	New Felony		New Misdemeanor		Technical		TOTAL REVOCATIONS	
	Number	%	Number	%	Number	%	Number	%
1	12	15%	17	21%	53	65%	82	100%
2	22	15%	2	1%	119	83%	143	100%
3	0	0%	0	0%	0	0%	0	100%
4	35	30%	14	12%	69	58%	118	100%
5	4	36%	2	18%	5	45%	11	100%
6	0	0%	1	11%	8	89%	9	100%
7	1	14%	0	0%	6	86%	7	100%
8	3	7%	9	22%	29	71%	41	100%
9	0	0%	1	13%	7	88%	8	100%
10	9	17%	13	25%	31	58%	53	100%
11	4	10%	9	21%	29	69%	42	100%
12	1	8%	2	17%	9	75%	12	100%
13	2	13%	5	31%	9	56%	16	100%
14	0	0%	3	60%	2	40%	5	100%
15	0	0%	0	0%	1	100%	1	100%
16	1	25%	1	25%	2	50%	4	100%
17	14	17%	15	18%	53	65%	82	100%
18	22	11%	37	19%	135	70%	194	100%
19	6	5%	19	17%	88	78%	113	100%
20	5	22%	4	17%	14	61%	23	100%
21	12	50%	1	4%	11	46%	24	100%
22	1	13%	1	13%	6	75%	8	100%
STATE	154	15%	156	16%	686	69%	996	100%

**Key:** *New Felony:* Includes revocations for a new felony offense committed while on probation supervision.  
*New Misdemeanor:* Includes revocations for a new misdemeanor offense committed while on probation supervision.  
*Technical:* Includes revocations for technical probation supervision violations (e.g. drug use, non-compliance).  
*Total Revocations:* Total includes all felony, misdemeanor, and technical violations resulting in a revocation from probation.

Note: Percentages may not total 100 percent because of rounding

Source: Regular Juvenile Monthly Statistical Reports submitted by probation districts for July 2007- June 2008.

TABLE 77

**FY 2008**  
**Colorado State Juvenile Probation**  
**Length of Stay**

TYPE:		0-3 months		4-6 months		7-12 months		13-18 months		19-24 months		25 + months		TOTAL CLOSURES	
DISTRICT	Number	%	Number	%	Number	%	Number	%	Number	%	Number	%	Number	%	
1	77	17%	61	13%	91	20%	66	15%	80	18%	80	18%	455	100%	
2	44	7%	59	9%	151	24%	163	26%	99	16%	121	19%	637	100%	
3	1	3%	9	30%	9	30%	9	30%	2	7%	0	0%	30	100%	
4	14	3%	50	10%	187	39%	100	21%	54	11%	77	16%	482	100%	
5	5	8%	8	12%	25	38%	7	11%	12	18%	9	14%	66	100%	
6	2	4%	7	16%	18	40%	7	16%	7	16%	4	9%	45	100%	
7	1	2%	6	10%	23	37%	10	16%	11	18%	11	18%	62	100%	
8	12	6%	20	10%	90	45%	37	19%	22	11%	19	10%	200	100%	
9	2	3%	8	13%	31	49%	16	25%	4	6%	2	3%	63	100%	
10	15	8%	45	23%	75	38%	37	19%	17	9%	10	5%	199	100%	
11	14	9%	37	24%	51	32%	19	12%	16	10%	20	13%	157	100%	
12	6	7%	6	7%	45	50%	17	19%	7	8%	9	10%	90	100%	
13	14	19%	10	14%	16	22%	14	19%	12	16%	8	11%	74	100%	
14	3	8%	0	0%	12	30%	9	23%	8	20%	8	20%	40	100%	
15	2	13%	2	13%	3	19%	2	13%	5	31%	2	13%	16	100%	
16	1	2%	3	6%	17	36%	8	17%	12	26%	6	13%	47	100%	
17	42	11%	42	11%	115	29%	70	18%	60	15%	71	18%	400	100%	
18	92	12%	80	11%	239	32%	136	18%	83	11%	125	17%	755	100%	
19	37	8%	101	21%	197	40%	69	14%	50	10%	36	7%	490	100%	
20	32	13%	82	33%	61	25%	34	14%	20	8%	19	8%	248	100%	
21	13	9%	19	13%	46	31%	40	27%	17	11%	15	10%	150	100%	
22	1	4%	2	7%	12	44%	6	22%	5	19%	1	4%	27	100%	
STATE	430	9%	657	14%	1,514	32%	876	19%	603	13%	653	14%	4,733	100%	

Note: Percentages may not total 100 percent because of rounding.

Source: Regular Juvenile Monthly Statistical Reports submitted by probation districts for July 2007- June 2008.

TABLE 78

**FY 2008**  
**Colorado State Juvenile Probation**  
**Active Client Risk Levels on June 30, 2008**

Risk Levels:	New: w/in the first 30 days of supervision start date		Maximum		Medium		Minimum		Administrative		Community Corrections		Sex Offender <sup>1</sup>		Interstate Transfer to Another State		TOTAL STATE JUVENILE CLIENTS	
	DISTRICT	Number	%	Number	%	Number	%	Number	%	Number	%	Number	%	Number	%	Number	%	Number
1	14	2%	122	17%	258	36%	152	21%	105	15%	1	0%	59	8%	5	1%	716	100%
2	6	1%	191	21%	302	33%	181	20%	164	18%	0	0%	69	8%	3	0%	916	100%
3	0	0%	11	27%	10	24%	18	44%	2	5%	0	0%	0	0%	0	0%	41	100%
4	12	1%	125	15%	238	29%	218	27%	129	16%	0	0%	62	8%	26	3%	810	100%
5	3	3%	12	11%	30	28%	39	36%	14	13%	0	0%	2	2%	7	7%	107	100%
6	0	0%	11	13%	25	29%	30	34%	9	10%	0	0%	11	13%	1	1%	87	100%
7	4	3%	29	21%	36	26%	57	42%	9	7%	0	0%	0	0%	2	1%	137	100%
8	17	5%	118	35%	103	30%	28	8%	30	9%	1	0%	27	8%	18	5%	342	100%
9	2	2%	27	30%	18	20%	29	32%	4	4%	0	0%	10	11%	0	0%	90	100%
10	11	5%	13	6%	83	37%	82	36%	35	15%	0	0%	1	0%	1	0%	226	100%
11	11	6%	16	8%	108	56%	24	13%	18	9%	0	0%	12	6%	3	2%	192	100%
12	2	2%	15	11%	32	24%	67	51%	10	8%	1	1%	3	2%	2	2%	132	100%
13	0	0%	18	14%	25	19%	65	49%	19	14%	0	0%	2	2%	3	2%	132	100%
14	3	3%	17	16%	27	26%	32	30%	15	14%	2	2%	3	3%	6	6%	105	100%
15	1	2%	5	10%	14	29%	18	38%	4	8%	0	0%	5	10%	1	2%	48	100%
16	2	3%	18	29%	15	24%	15	24%	7	11%	0	0%	1	2%	4	6%	62	100%
17	21	3%	101	13%	186	24%	230	29%	178	23%	2	0%	56	7%	12	2%	786	100%
18	32	3%	123	12%	329	31%	369	35%	96	9%	3	0%	74	7%	38	4%	1,064	100%
19	18	3%	88	14%	194	31%	233	37%	46	7%	1	0%	35	6%	8	1%	623	100%
20	2	1%	54	17%	62	20%	113	36%	66	21%	1	0%	14	4%	1	0%	313	100%
21	6	3%	20	9%	63	27%	83	36%	25	11%	1	0%	24	10%	8	3%	230	100%
22	0	0%	12	26%	15	33%	13	28%	5	11%	0	0%	0	0%	1	2%	46	100%
STATE	167	2%	1,146	16%	2,173	30%	2,096	29%	990	14%	13	0%	470	7%	150	2%	7,205	100%

<sup>1</sup>Sex Offender: A detailed breakout of the risk levels of these offenders can be found in Table 79.

Note: Percentages may not total 100 percents because of rounding

Source: Regular Juvenile Monthly Statistical Reports submitted by probation districts for July 2007- June 2008.

**FY 2008**  
**Colorado State Juvenile Probation**  
**Active Sex Offender Client Risk Levels on June 30, 2008**

Risk Level:	* Juvenile Sex Offenders (Non- SOISP)									
	Sex Offender Maximum		Sex Offender Medium		Sex Offender Minimum		Sex Offender Administrative		TOTAL SEX OFFENDERS	
DISTRICT	Number	%	Number	%	Number	%	Number	%	Number	%
1	56	95%	3	5%	0	0%	0	0%	59	100%
2	11	16%	33	48%	24	35%	1	1%	69	100%
3	0	0%	0	0%	0	0%	0	0%	0	100%
4	43	69%	19	31%	0	0%	0	0%	62	100%
5	0	0%	0	0%	2	100%	0	0%	2	100%
6	2	18%	6	55%	2	18%	1	9%	11	100%
7	0	0%	0	0%	0	0%	0	0%	0	100%
8	15	56%	11	41%	0	0%	1	4%	27	100%
9	1	10%	4	40%	4	40%	1	10%	10	100%
10	0	0%	0	0%	1	100%	0	0%	1	100%
11	1	8%	10	83%	0	0%	1	8%	12	100%
12	0	0%	0	0%	3	100%	0	0%	3	100%
13	1	50%	0	0%	1	50%	0	0%	2	100%
14	1	33%	1	33%	0	0%	1	33%	3	100%
15	1	20%	4	80%	0	0%	0	0%	5	100%
16	0	0%	1	0%	0	0%	0	0%	1	100%
17	7	13%	33	59%	12	21%	4	7%	56	100%
18	16	22%	58	78%	0	0%	0	0%	74	100%
19	1	3%	25	71%	0	0%	9	26%	35	100%
20	6	43%	2	14%	6	43%	0	0%	14	100%
21	4	17%	20	83%	0	0%	0	0%	24	100%
22	0	0%	0	0%	0	0%	0	0%	0	100%
STATE	166	35%	230	49%	55	12%	19	4%	470	100%

\* Juvenile Sex Offenders Non SOISP: This chart does not include Juvenile Sex Offenders who have been placed on Juvenile Intensive Supervision Probation (JISP). Colorado does not currently have an ISP program for juveniles sex offenders.

Note: Percentages may not total 100 percent because of rounding.

# Colorado Probation: Adult Intensive Supervision Probation (AISP)



**FY2008**  
**Colorado State Probation Intensive Programs**  
**Adult Intensive Supervision Probation (AISP)**  
**New Clients by Order Type**

DISTRICT	Direct Sentence		Transfer from Regular Probation		Courtesy Transfer from other Colorado Probation Districts		Interstate Transfers to Colorado		Total New Clients	
	Number	%	Number	%	Number	%	Number	%	Number	%
1	93	47%	91	46%	15	8%	0	0%	199	100%
2A*	218	66%	88	27%	24	7%	0	0%	330	100%
3	4	36%	6	55%	1	9%	0	0%	11	100%
4	33	38%	46	52%	9	10%	0	0%	88	100%
5	10	67%	4	27%	1	7%	0	0%	15	100%
6	5	50%	5	50%	0	0%	0	0%	10	100%
7	6	67%	3	33%	0	0%	0	0%	9	100%
8	47	39%	69	58%	3	3%	0	0%	119	100%
9	9	56%	5	31%	2	13%	0	0%	16	100%
10	19	45%	15	36%	8	19%	0	0%	42	100%
11	2	17%	8	67%	2	17%	0	0%	12	100%
12	1	17%	4	67%	1	17%	0	0%	6	100%
13	13	36%	22	61%	1	3%	0	0%	36	100%
14	2	40%	3	60%	0	0%	0	0%	5	100%
15	1	13%	5	63%	2	25%	0	0%	8	100%
16	3	23%	10	77%	0	0%	0	0%	13	100%
17	78	55%	52	36%	13	9%	0	0%	143	100%
18	77	36%	108	50%	29	14%	0	0%	214	100%
19	47	39%	55	46%	17	14%	0	0%	119	100%
20	35	49%	29	40%	8	11%	0	0%	72	100%
21	11	28%	22	55%	7	18%	0	0%	40	100%
22	0	0%	1	100%	0	0%	0	0%	1	100%
<b>TOTAL</b>	<b>714</b>	<b>47%</b>	<b>651</b>	<b>43%</b>	<b>143</b>	<b>9%</b>	<b>0</b>	<b>0%</b>	<b>1,508</b>	<b>100%</b>

2A\*: Denver Adult Probation.

Note: Percentages may not total 100 percent because of rounding.

Source: Intensive Programs Data Collection Coversheet-ISP submitted by probation districts July 2007- June 2008.



**FY 2008**  
**Colorado State Intensive Programs**  
**Adult Intensive Supervision Probation (AISP)**  
**Successful/Unsuccessful Terminations**

TYPE:	SUCCESSFUL TERMINATIONS		UNSUCCESSFUL TERMINATIONS				TOTAL TERMINATIONS	
	Successful		Revoked		Absconded			
DISTRICT	Number	%	Number	%	Number	%	Number	%
1	103	52%	75	38%	20	10%	198	100%
2A	121	42%	116	40%	51	18%	288	100%
3	2	50%	1	25%	1	25%	4	100%
4	52	50%	36	35%	15	15%	103	100%
5	11	69%	2	13%	3	19%	16	100%
6	4	100%	0	0%	0	0%	4	100%
7	3	100%	0	0%	0	0%	3	100%
8	51	65%	19	24%	8	10%	78	100%
9	12	67%	3	17%	3	17%	18	100%
10	28	52%	16	30%	10	19%	54	100%
11	5	50%	5	50%	0	0%	10	100%
12	4	100%	0	0%	0	0%	4	100%
13	24	73%	7	21%	2	6%	33	100%
14	1	50%	1	50%	0	0%	2	100%
15	2	67%	1	33%	0	0%	3	100%
16	3	75%	0	0%	1	25%	4	100%
17	82	51%	63	39%	16	10%	161	100%
18	100	61%	44	27%	20	12%	164	100%
19	54	59%	32	35%	6	7%	92	100%
20	42	69%	13	21%	6	10%	61	100%
21	22	67%	9	27%	2	6%	33	100%
22	1	100%	0	0%	0	0%	1	100%
STATE	727	54%	443	33%	164	12%	1,334	100%

Key: **Successful Terminations** : This category includes those probationers that have terminated from ISP and probation or transition to regular supervision probatic  
**Unsuccessful Terminations** : This column includes AISP probationers who were revoked or absconded. A revocation is defined as a termination from AISP for a new misdemeanor, or new felony. A revocation to Community Corrections is NOT included in this section. These offenders are not included on this table as they are under the supervision and jurisdiction of probation. Absconders refers to probationers who become fugitives and are no longer compliant with probation supervision.  
**Total Terminations** : In this table only, the total terminations include: revocations, absconders and successful terminations from probation supervision. Additions of AISP discharges are included in Table 82.

Note: Percentages may not total 100 percent because of rounding.

Source: Intensive Programs Data Collection Coversheet- ISP submitted by probation districts for July 2007- June 2008.

TABLE 82

**FY2008**  
**Colorado State Probation Intensive Programs**  
**Adult Intensive Supervision Probation (AISP)**  
**Discharges**

DISTRICT	Successful: Transfer to Regular Probation		Successful: Completed Program no longer on Probation		Absconded		Re-Sentenced to Community Corrections		Revoked		Deported		Death		Administrative Closure		Transfer to Another Specialized Program		Total Discharges		Courtesy Transfers <sup>1</sup>	
	Number	%	Number	%	Number	%	Number	%	Number	%	#	%	#	%	Number	%	Number	%	Number	%	Number	District
1	101	43%	2	1%	20	9%	33	14%	75	32%	0	0%	1	0%	2	1%	0	0%	234	100%	15	1
2A*	108	30%	13	4%	51	14%	60	17%	116	32%	6	2%	2	1%	1	0%	1	0%	358	100%	15	2A*
3	1	25%	1	25%	1	25%	0	0%	1	25%	0	0%	0	0%	0	0%	0	0%	4	100%	2	3
4	50	45%	2	2%	15	14%	7	6%	36	32%	0	0%	0	0%	0	0%	1	1%	111	100%	7	4
5	10	56%	1	6%	3	17%	1	6%	2	11%	0	0%	0	0%	1	6%	0	0%	18	100%	1	5
6	4	100%	0	0%	0	0%	0	0%	0	0%	0	0%	0	0%	0	0%	0	0%	4	100%	0	6
7	2	67%	1	33%	0	0%	0	0%	0	0%	0	0%	0	0%	0	0%	0	0%	3	100%	0	7
8	48	45%	3	3%	8	7%	29	27%	19	18%	0	0%	0	0%	0	0%	0	0%	107	100%	3	8
9	10	48%	2	10%	3	14%	2	10%	3	14%	0	0%	0	0%	1	5%	0	0%	21	100%	0	9
10	23	38%	5	8%	10	17%	6	10%	16	27%	0	0%	0	0%	0	0%	0	0%	60	100%	7	10
11	5	50%	0	0%	0	0%	0	0%	5	50%	0	0%	0	0%	0	0%	0	0%	10	100%	0	11
12	4	67%	0	0%	0	0%	2	33%	0	0%	0	0%	0	0%	0	0%	0	0%	6	100%	1	12
13	22	59%	2	5%	2	5%	4	11%	7	19%	0	0%	0	0%	0	0%	0	0%	37	100%	2	13
14	1	50%	0	0%	0	0%	0	0%	1	50%	0	0%	0	0%	0	0%	0	0%	2	100%	0	14
15	1	25%	1	25%	0	0%	1	25%	1	25%	0	0%	0	0%	0	0%	0	0%	4	100%	2	15
16	3	30%	0	0%	1	10%	6	60%	0	0%	0	0%	0	0%	0	0%	0	0%	10	100%	1	16
17	75	35%	7	3%	16	7%	54	25%	63	29%	1	0%	1	0%	0	0%	0	0%	217	100%	10	17
18	99	44%	1	0%	20	9%	59	26%	44	20%	0	0%	0	0%	0	0%	0	0%	223	100%	24	18
19	54	49%	0	0%	6	5%	17	15%	32	29%	0	0%	0	0%	1	1%	0	0%	110	100%	19	19
20	34	45%	8	11%	6	8%	12	16%	13	17%	0	0%	0	0%	1	1%	1	1%	75	100%	3	20
21	21	53%	1	3%	2	5%	5	13%	9	23%	0	0%	2	5%	0	0%	0	0%	40	100%	2	21
22	1	100%	0	0%	0	0%	0	0%	0	0%	0	0%	0	0%	0	0%	0	0%	1	100%	0	22
<b>TOTAL</b>	<b>677</b>	<b>41%</b>	<b>50</b>	<b>3%</b>	<b>164</b>	<b>10%</b>	<b>298</b>	<b>18%</b>	<b>443</b>	<b>27%</b>	<b>7</b>	<b>0%</b>	<b>6</b>	<b>0%</b>	<b>7</b>	<b>0%</b>	<b>3</b>	<b>0%</b>	<b>1,655</b>	<b>100%</b>	<b>114</b>	<b>STATE</b>

2A\*: Denver Adult Probation.

<sup>1</sup>Courtesy Transfers: Beginning in FY2008 courtesy transfers were removed from "Total Discharges" because they are accounted for within the existing discharge categories. They are also reported separately to continue to track the cases transferred between districts.

Note: Percentages may not total 100 percent because of rounding.

**FY2008**  
**Colorado State Probation Intensive Programs**  
**Adult Intensive Supervision Probation (AISP)**  
**Type of Revocation**

DISTRICT	Revoked: New Felony		Revoked: New Misdemeanor		Revoked: Technical		Total Revocations	
	Number	%	Number	%	Number	%	Number	%
1	24	32%	10	13%	41	55%	75	100%
2A*	35	30%	8	7%	73	63%	116	100%
3	0	0%	0	0%	1	100%	1	100%
4	21	58%	3	8%	12	33%	36	100%
5	1	50%	0	0%	1	50%	2	100%
6	0	0%	0	0%	0	0%	0	0%
7	0	0%	0	0%	0	0%	0	0%
8	5	26%	4	21%	10	53%	19	100%
9	1	33%	1	33%	1	33%	3	100%
10	2	13%	3	19%	11	69%	16	100%
11	0	0%	0	0%	5	100%	5	100%
12	0	0%	0	0%	0	0%	0	0%
13	0	0%	2	29%	5	71%	7	100%
14	1	100%	0	0%	0	0%	1	100%
15	0	0%	0	0%	1	100%	1	100%
16	0	0%	0	0%	0	0%	0	0%
17	18	29%	11	17%	34	54%	63	100%
18	9	20%	2	5%	33	75%	44	100%
19	10	31%	4	13%	18	56%	32	100%
20	5	38%	0	0%	8	62%	13	100%
21	4	44%	3	33%	2	22%	9	100%
22	0	0%	0	0%	0	0%	0	0%
<b>TOTAL</b>	<b>136</b>	<b>31%</b>	<b>51</b>	<b>12%</b>	<b>256</b>	<b>58%</b>	<b>443</b>	<b>100%</b>

2A\*: Denver Adult Probation.

- Key:
- New Felony*: Includes revocations for a new felony offense committed while on probation supervision.
  - New Misdemeanor*: Includes revocations for a new misdemeanor offense committed while on probation supervision.
  - Technical*: Includes revocations for technical probation supervision violations (e.g. drug use, non-compliance).
  - Total Revocations*: Total includes all felony, misdemeanor, and technical violations resulting in a revocation from probation.

Note: Percentages may not total 100 percent because of rounding.

# Colorado Probation: Sex Offender Intensive Supervision Probation (SOISP)



**FY2008**  
**Colorado State Probation Intensive Programs**  
**Sex Offender Intensive Supervision Probation (SOISP)**  
**New Clients by Order Type**

DISTRICT	Direct Sentence		Courtesy Transfer from other Colorado Probation Districts		Interstate Transfers to Colorado		Total New Clients	
	Count	Percentage	Count	Percentage	Count	Percentage	Count	Percentage
1	85	96%	4	4%	0	0%	89	100%
2A*	31	89%	4	11%	0	0%	35	100%
3	0	0%	0	0%	0	0%	0	0%
4	90	94%	6	6%	0	0%	96	100%
5	6	100%	0	0%	0	0%	6	100%
6	6	100%	0	0%	0	0%	6	100%
7	2	100%	0	0%	0	0%	2	100%
8	18	100%	0	0%	0	0%	18	100%
9	9	75%	3	25%	0	0%	12	100%
10	6	75%	2	25%	0	0%	8	100%
11	3	100%	0	0%	0	0%	3	100%
12	1	100%	0	0%	0	0%	1	100%
13	4	80%	1	20%	0	0%	5	100%
14	1	100%	0	0%	0	0%	1	100%
15	0	0%	0	0%	0	0%	0	0%
16	0	0%	0	0%	0	0%	0	0%
17	36	95%	2	5%	0	0%	38	100%
18	59	91%	6	9%	0	0%	65	100%
19	33	83%	7	18%	0	0%	40	100%
20	9	90%	1	10%	0	0%	10	100%
21	17	94%	1	6%	0	0%	18	100%
22	0	0%	0	0%	0	0%	0	0%
<b>TOTAL</b>	<b>416</b>	<b>92%</b>	<b>37</b>	<b>8%</b>	<b>0</b>	<b>0%</b>	<b>453</b>	<b>100%</b>

2A\*: Denver Adult Probation.

Note: Percentages may not total 100 percent because of rounding.

FY 2008

**Colorado State Probation Intensive Programs  
Sex Offender Intensive Supervision Program (SOISP)  
Successful/Unsuccessful Terminations**

*Note: Approximately half of the SOISP probationers are serving indeterminate sentences (minimum of 10 years). Therefore, it is important to consider terminations within the context of the active SOISP caseload. Many more probationers are being successfully (1,184) supervised on SOISP than are terminating (285) as reflected below in the 6/30/08 active caseload and termination table.*

Sex Offender Intensive Supervision Program (SOISP) Active as of 6/30/08 <sup>1</sup>	
DISTRICT	Number
1	151
2A	78
3	6
4	237
5	10
6	24
7	2
8	78
9	12
10	69
11	22
12	2
13	15
14	3
15	1
16	3
17	78
18	237
19	66
20	45
21	41
22	4
STATE	1,184

TYPE:	SUCCESSFUL TERMINATIONS		UNSUCCESSFUL TERMINATIONS				TOTAL TERMINATIONS	
	Successful		Revoked		Absconded			
DISTRICT	Number	%	Number	%	Number	%	Number	%
1	26	50%	20	38%	6	12%	52	100%
2A	5	15%	23	70%	5	15%	33	100%
3	3	100%	0	0%	0	0%	3	100%
4	26	49%	23	43%	4	8%	53	100%
5	0	0%	0	0%	0	0%	0	0%
6	3	75%	1	25%	0	0%	4	100%
7	0	0%	0	0%	0	0%	0	0%
8	5	26%	14	74%	0	0%	19	100%
9	1	100%	0	0%	0	0%	1	100%
10	6	67%	3	33%	0	0%	9	100%
11	0	0%	6	75%	2	25%	8	100%
12	0	0%	0	0%	0	0%	0	0%
13	1	33%	2	67%	0	0%	3	100%
14	2	100%	0	0%	0	0%	2	100%
15	0	0%	0	0%	0	0%	0	0%
16	0	0%	1	100%	0	0%	1	100%
17	4	27%	10	67%	1	7%	15	100%
18	10	20%	29	57%	12	24%	51	100%
19	3	30%	6	60%	1	10%	10	100%
20	1	11%	6	67%	2	22%	9	100%
21	4	36%	6	55%	1	9%	11	100%
22	1	100%	0	0%	0	0%	1	100%
STATE	101	35%	150	53%	34	12%	285	100%

**Key:**  
*Successful Termination:* This category includes those probationers that have terminated from SOISP and probation or transition to regular supervision probation.  
*Unsuccessful Terminations:* This column includes SOISP probationers who were revoked or absconded. A revocation is defined as a termination from SOISP for a technical violation, new misdemeanor, or new felony.  
 A revocation to Community Corrections is NOT included in this section. These offenders are not included on this table as they are still under the supervision and jurisdiction of probation.  
 Absconder refers to probationers who become fugitives and are no longer compliant with probation supervision.

*Total Terminations:* In this table only, the total terminations include: revocations, absconders and successful terminations from probation supervision. Additional types of SOISP discharges are included in Table 86.

<sup>1</sup>Sex Offender Intensive Supervision Probation: The Non- SOISP sex offender population is included in Regular Adult Probation.

Note: Percentages may not total 100 percent because of rounding.

TABLE 86

**FY2008**  
**Colorado State Probation Intensive Programs**  
**Sex Offender Intensive Supervision Probation (SOISP)**  
**Discharges**

DISTRICT	Successful: Transfer to Regular Probation		Successful: Completed Program no longer on Probation		Absconded		Re-Sentenced to: Community Corrections		Revoked		Deported		Death		Administrative Closure		Transfer to Another Specialized Program		Total Discharges	
	Number	%	Number	%	Number	%	Number	%	Number	%	#	%	#	%	Number	%	Number	%	Number	%
1	22	34%	4	6%	6	9%	10	16%	20	31%	1	2%	0	0%	1	2%	0	0%	64	100%
2A*	2	5%	3	8%	5	13%	0	0%	23	61%	5	13%	0	0%	0	0%	0	0%	38	100%
3	0	0%	3	100%	0	0%	0	0%	0	0%	0	0%	0	0%	0	0%	0	0%	3	100%
4	18	32%	8	14%	4	7%	0	0%	23	40%	2	4%	2	4%	0	0%	0	0%	57	100%
5	0	0%	0	0%	0	0%	1	100%	0	0%	0	0%	0	0%	0	0%	0	0%	1	100%
6	3	75%	0	0%	0	0%	0	0%	1	25%	0	0%	0	0%	0	0%	0	0%	4	100%
7	0	0%	0	0%	0	0%	0	0%	0	0%	0	0%	0	0%	0	0%	0	0%	0	0%
8	1	5%	4	18%	0	0%	2	9%	14	64%	0	0%	0	0%	1	5%	0	0%	22	100%
9	1	50%	0	0%	0	0%	1	50%	0	0%	0	0%	0	0%	0	0%	0	0%	2	100%
10	1	10%	5	50%	0	0%	0	0%	3	30%	0	0%	0	0%	1	10%	0	0%	10	100%
11	0	0%	0	0%	2	25%	0	0%	6	75%	0	0%	0	0%	0	0%	0	0%	8	100%
12	0	0%	0	0%	0	0%	1	100%	0	0%	0	0%	0	0%	0	0%	0	0%	1	100%
13	1	33%	0	0%	0	0%	0	0%	2	67%	0	0%	0	0%	0	0%	0	0%	3	100%
14	2	100%	0	0%	0	0%	0	0%	0	0%	0	0%	0	0%	0	0%	0	0%	2	100%
15	0	0%	0	0%	0	0%	0	0%	0	0%	0	0%	0	0%	0	0%	0	0%	0	0%
16	0	0%	0	0%	0	0%	0	0%	1	100%	0	0%	0	0%	0	0%	0	0%	1	100%
17	0	0%	4	25%	1	6%	0	0%	10	63%	1	6%	0	0%	0	0%	0	0%	16	100%
18	2	3%	8	14%	12	20%	4	7%	29	49%	3	5%	1	2%	0	0%	0	0%	59	100%
19	1	10%	2	20%	1	10%	0	0%	6	60%	0	0%	0	0%	0	0%	0	0%	10	100%
20	0	0%	1	11%	2	22%	0	0%	6	67%	0	0%	0	0%	0	0%	0	0%	9	100%
21	0	0%	4	27%	1	7%	3	20%	6	40%	1	7%	0	0%	0	0%	0	0%	15	100%
22	0	0%	1	100%	0	0%	0	0%	0	0%	0	0%	0	0%	0	0%	0	0%	1	100%
<b>TOTAL</b>	<b>54</b>	<b>17%</b>	<b>47</b>	<b>14%</b>	<b>34</b>	<b>10%</b>	<b>22</b>	<b>7%</b>	<b>150</b>	<b>46%</b>	<b>13</b>	<b>4%</b>	<b>3</b>	<b>1%</b>	<b>3</b>	<b>1%</b>	<b>0</b>	<b>0%</b>	<b>326</b>	<b>100%</b>

Courtesy Transfers <sup>1</sup>	
Number	DISTRICT
1	1
2	2A*
0	3
3	4
0	5
0	6
0	7
0	8
0	9
1	10
1	11
0	12
1	13
0	14
0	15
1	16
5	17
3	18
4	19
1	20
0	21
0	22
23	TOTAL

2A\*: Denver Adult Probation.

<sup>1</sup>Courtesy Transfers: Beginning in FY2008 courtesy transfers were removed from "Total Discharges" because they are accounted for within the existing discharge categories. They are also reported separately to continue to track the cases transferred between districts.

Note: Percentages may not total 100 percent because of rounding.

TABLE 87

**FY2008**  
**Colorado State Probation Intensive Programs**  
**Sex Offender Intensive Supervision Probation (SOISP)**  
**Type of Revocation**

DISTRICT	Revoked: New Felony		Revoked: New Misdemeanor		Revoked: Technical		Total Revocations	
	Number	%	Number	%	Number	%	Number	%
1	0	0%	1	5%	19	95%	20	100%
2A*	0	0%	0	0%	23	100%	23	100%
3	0	0%	0	0%	0	0%	0	0%
4	2	9%	2	9%	19	83%	23	100%
5	0	0%	0	0%	0	0%	0	0%
6	0	0%	0	0%	1	100%	1	100%
7	0	0%	0	0%	0	0%	0	0%
8	2	14%	3	21%	9	64%	14	100%
9	0	0%	0	0%	0	0%	0	0%
10	0	0%	0	0%	3	100%	3	100%
11	0	0%	0	0%	6	100%	6	100%
12	0	0%	0	0%	0	0%	0	0%
13	0	0%	0	0%	2	100%	2	100%
14	0	0%	0	0%	0	0%	0	0%
15	0	0%	0	0%	0	0%	0	0%
16	0	0%	0	0%	1	100%	1	100%
17	2	20%	2	20%	6	60%	10	100%
18	1	3%	1	3%	27	93%	29	100%
19	1	17%	0	0%	5	83%	6	100%
20	1	17%	0	0%	5	83%	6	100%
21	1	17%	1	17%	4	67%	6	100%
22	0	0%	0	0%	0	0%	0	0%
<b>TOTAL</b>	<b>10</b>	<b>7%</b>	<b>10</b>	<b>7%</b>	<b>130</b>	<b>87%</b>	<b>150</b>	<b>100%</b>

2A\*: Denver Adult Probation.

**Key:** *New Felony*: Includes revocations for a new felony offense committed while on probation supervision.  
*New Misdemeanor*: Includes revocations for a new misdemeanor offense committed while on probation supervision.  
*Technical*: Includes revocations for technical probation supervision violations (e.g. drug use, non-compliance).  
*Total Revocations*: Total includes all felony, misdemeanor, and technical violations resulting in a revocation from probation.

Note: Percentages may not total 100 percent because of rounding.



# Colorado Probation: Female Offender Program (FOP)



TABLE 88

**FY2008**  
**Colorado State Probation Intensive Programs**  
**Female Offender Program (FOP)**  
**New Clients by Order Type**

DISTRICT	Direct Sentence		Transfer from Regular Probation		Courtesy Transfer from other Colorado Probation Districts		Interstate Transfers to Colorado		Total New Clients	
	Number	%	Number	%	Number	%	Number	%	Number	%
1	11	50%	10	45%	1	5%	0	0%	22	100%
2A*	5	28%	11	61%	2	11%	0	0%	18	100%
3	0	0%	0	0%	0	0%	0	0%	0	0%
4	4	17%	18	78%	1	4%	0	0%	23	100%
5	0	0%	0	0%	0	0%	0	0%	0	0%
6	0	0%	0	0%	0	0%	0	0%	0	0%
7	0	0%	0	0%	0	0%	0	0%	0	0%
8	5	33%	9	60%	1	7%	0	0%	15	100%
9	3	43%	4	57%	0	0%	0	0%	7	100%
10	6	29%	14	67%	1	5%	0	0%	21	100%
11	0	0%	0	0%	0	0%	0	0%	0	0%
12	0	0%	0	0%	0	0%	0	0%	0	0%
13	0	0%	0	0%	0	0%	0	0%	0	0%
14	0	0%	0	0%	0	0%	0	0%	0	0%
15	0	0%	0	0%	0	0%	0	0%	0	0%
16	0	0%	0	0%	0	0%	0	0%	0	0%
17	14	50%	13	46%	1	4%	0	0%	28	100%
18	2	13%	11	73%	2	13%	0	0%	15	100%
19	8	19%	30	70%	5	12%	0	0%	43	100%
20	11	48%	11	48%	1	4%	0	0%	23	100%
21	2	13%	14	88%	0	0%	0	0%	16	100%
22	0	0%	0	0%	0	0%	0	0%	0	0%
<b>TOTAL</b>	<b>71</b>	<b>31%</b>	<b>145</b>	<b>63%</b>	<b>15</b>	<b>6%</b>	<b>0</b>	<b>0%</b>	<b>231</b>	<b>100%</b>

2A\*: Denver Adult Probation.

Note: Percentages may not total 100 percent because of rounding.

Source: Intensive Programs Data Collection Coversheet-FOP submitted by probation districts July 2007- June 2008.

**FY 2008**  
**Colorado State Probation Intensive Programs**  
**Female Offender Program (FOP)**  
**Successful/Unsuccessful Terminations**

TYPE:	SUCCESSFUL TERMINATIONS		UNSUCCESSFUL TERMINATIONS				TOTAL TERMINATIONS	
	Successful		Revoked		Absconded			
DISTRICT	Number	%	Number	%	Number	%	Number	%
1	8	57%	6	43%	0	0%	14	100%
2A	17	52%	7	21%	9	27%	33	100%
3	0	0%	0	0%	0	0%	0	0%
4	11	69%	3	19%	2	13%	16	100%
5	0	0%	0	0%	0	0%	0	0%
6	0	0%	0	0%	0	0%	0	0%
7	0	0%	0	0%	0	0%	0	0%
8	8	67%	3	25%	1	8%	12	100%
9	0	0%	0	0%	0	0%	0	0%
10	4	40%	3	30%	3	30%	10	100%
11	0	0%	0	0%	0	0%	0	0%
12	0	0%	0	0%	0	0%	0	0%
13	0	0%	0	0%	0	0%	0	0%
14	0	0%	0	0%	0	0%	0	0%
15	0	0%	0	0%	0	0%	0	0%
16	0	0%	0	0%	0	0%	0	0%
17	20	69%	7	24%	2	7%	29	100%
18	6	75%	0	0%	2	25%	8	100%
19	15	75%	4	20%	1	5%	20	100%
20	12	71%	4	24%	1	6%	17	100%
21	11	85%	2	15%	0	0%	13	100%
22	0	0%	0	0%	0	0%	0	0%
STATE	112	65%	39	23%	21	12%	172	100%

**Key:** *Successful Terminations:* This category includes those probationers that have terminated from FOP and probation or transition to regular supervision probation  
*Unsuccessful Terminations:* This column includes FOP probationers who were revoked or absconded. A revocation is defined as a termination from FOP for a violation, new misdemeanor, or new felony. A revocation to Community Corrections is NOT included in this section. These offenders are not included on this table as they are still under the supervision and jurisdiction of probation. Absconders refers to probationers who become fugitives and are no longer compliant with probation supervision.  
*Total Terminations:* In this table only, the total terminations include: revocations, absconders and successful terminations from probation supervision. Additionally, FOP discharges are included in Table 90.

Note: Percentages may not total 100 percent because of rounding.

TABLE 90

**FY2008**  
**Colorado State Probation Intensive Programs**  
**Female Offender Program (FOP)**  
**Discharges**

DISTRICT	Successful: Transfer to Regular Probation		Successful: Completed Program no longer on Probation		Absconded		Re-Sentenced to Community Corrections		Revoked		Deported		Death		Administrative Closure		Transfer to Another Specialized Program		Total Discharges		Courtesy Transfers <sup>1</sup>	
	Number	%	Number	%	Number	%	Number	%	Number	%	#	%	#	%	Number	%	Number	%	Number	%	#	DISTRICT
1	7	39%	1	6%	0	0%	4	22%	6	33%	0	0%	0	0%	0	0%	0	0%	18	100%	1	1
2A*	8	20%	9	23%	9	23%	7	18%	7	18%	0	0%	0	0%	0	0%	0	0%	40	100%	2	2A*
3	0	0%	0	0%	0	0%	0	0%	0	0%	0	0%	0	0%	0	0%	0	0%	0	0%	0	3
4	11	58%	0	0%	2	11%	3	16%	3	16%	0	0%	0	0%	0	0%	0	0%	19	100%	1	4
5	0	0%	0	0%	0	0%	0	0%	0	0%	0	0%	0	0%	0	0%	0	0%	0	0%	0	5
6	0	0%	0	0%	0	0%	0	0%	0	0%	0	0%	0	0%	0	0%	0	0%	0	0%	0	6
7	0	0%	0	0%	0	0%	0	0%	0	0%	0	0%	0	0%	0	0%	0	0%	0	0%	0	7
8	6	32%	2	11%	1	5%	7	37%	3	16%	0	0%	0	0%	0	0%	0	0%	19	100%	1	8
9	0	0%	0	0%	0	0%	0	0%	0	0%	0	0%	0	0%	0	0%	0	0%	0	0%	0	9
10	2	13%	2	13%	3	20%	3	20%	3	20%	0	0%	2	13%	0	0%	0	0%	15	100%	3	10
11	0	0%	0	0%	0	0%	0	0%	0	0%	0	0%	0	0%	0	0%	0	0%	0	0%	0	11
12	0	0%	0	0%	0	0%	0	0%	0	0%	0	0%	0	0%	0	0%	0	0%	0	0%	0	12
13	0	0%	0	0%	0	0%	0	0%	0	0%	0	0%	0	0%	0	0%	0	0%	0	0%	0	13
14	0	0%	0	0%	0	0%	0	0%	0	0%	0	0%	0	0%	0	0%	0	0%	0	0%	0	14
15	0	0%	0	0%	0	0%	0	0%	0	0%	0	0%	0	0%	0	0%	0	0%	0	0%	0	15
16	0	0%	0	0%	0	0%	0	0%	0	0%	0	0%	0	0%	0	0%	0	0%	0	0%	0	16
17	17	34%	3	6%	2	4%	21	42%	7	14%	0	0%	0	0%	0	0%	0	0%	50	100%	3	17
18	4	24%	2	12%	2	12%	9	53%	0	0%	0	0%	0	0%	0	0%	0	0%	17	100%	0	18
19	15	60%	0	0%	1	4%	4	16%	4	16%	0	0%	0	0%	0	0%	1	4%	25	100%	1	19
20	11	55%	1	5%	1	5%	1	5%	4	20%	0	0%	0	0%	0	0%	2	10%	20	100%	0	20
21	8	40%	3	15%	0	0%	7	35%	2	10%	0	0%	0	0%	0	0%	0	0%	20	100%	0	21
22	0	0%	0	0%	0	0%	0	0%	0	0%	0	0%	0	0%	0	0%	0	0%	0	0%	0	22
<b>TOTAL</b>	<b>89</b>	<b>37%</b>	<b>23</b>	<b>9%</b>	<b>21</b>	<b>9%</b>	<b>66</b>	<b>27%</b>	<b>39</b>	<b>16%</b>	<b>0</b>	<b>0%</b>	<b>2</b>	<b>1%</b>	<b>0</b>	<b>0%</b>	<b>3</b>	<b>1%</b>	<b>243</b>	<b>100%</b>	<b>12</b>	<b>TOTAL</b>

2A\*: Denver Adult Probation.

<sup>1</sup>Courtesy Transfers: Beginning in FY2008 courtesy transfers were removed from "Total Discharges" because they are accounted for within the existing discharge categories. They are also reported separately to continue to track the cases transferred between districts.

Note: Percentages may not total 100 percent because of rounding.

**FY2008**  
**Colorado State Probation Intensive Programs**  
**Female Offender Program (FOP)**  
**Type of Revocation**

DISTRICT	Revoked: New Felony		Revoked: New Misdemeanor		Revoked: Technical		Total Revocations	
DISTRICT	Number	%	Number	%	Number	%	Number	%
1	3	50%	0	0%	3	50%	6	100%
2A*	2	29%	0	0%	5	71%	7	100%
3	0	0%	0	0%	0	0%	0	0%
4	2	67%	0	0%	1	33%	3	100%
5	0	0%	0	0%	0	0%	0	0%
6	0	0%	0	0%	0	0%	0	0%
7	0	0%	0	0%	0	0%	0	0%
8	0	0%	0	0%	3	100%	3	100%
9	0	0%	0	0%	0	0%	0	0%
10	1	33%	1	33%	1	33%	3	100%
11	0	0%	0	0%	0	0%	0	0%
12	0	0%	0	0%	0	0%	0	0%
13	0	0%	0	0%	0	0%	0	0%
14	0	0%	0	0%	0	0%	0	0%
15	0	0%	0	0%	0	0%	0	0%
16	0	0%	0	0%	0	0%	0	0%
17	1	14%	0	0%	6	86%	7	100%
18	0	0%	0	0%	0	0%	0	0%
19	1	25%	0	0%	3	75%	4	100%
20	2	50%	0	0%	2	50%	4	100%
21	1	50%	1	50%	0	0%	2	100%
22	0	0%	0	0%	0	0%	0	0%
<b>TOTAL</b>	13	33%	2	5%	24	62%	39	100%

2A\*: Denver Adult Probation.

- Key:
- New Felony*: Includes revocations for a new felony offense committed while on probation supervision.
  - New Misdemeanor*: Includes revocations for a new misdemeanor offense committed while on probation supervision.
  - Technical*: Includes revocations for technical probation supervision violations (e.g. drug use, non-compliance).
  - Total Revocations*: Total includes all felony, misdemeanor, and technical violations resulting in a revocation from probation.

Note: Percentages may not total 100 percent because of rounding.

Source: Intensive Programs Data Collection Coversheet-FOP submitted by probation districts July 2007- June 2008.

# Colorado Probation: Juvenile Intensive Supervision Probation (JISP)



Table 92

**FY2008**  
**Colorado State Probation Intensive Programs**  
**Juvenile Intensive Supervision Probation (JISP)**  
**New Clients by Order Type**

DISTRICT	Direct Sentence		Transfer from Regular Probation		Change of Venue		Interstate Transfer to Colorado		Total New Clients	
	Number	%	Number	%	Number	%	Number	%	Number	%
1	15	31%	32	65%	2	4%	0	0%	49	100%
2J*	38	60%	14	22%	11	17%	0	0%	63	100%
3	2	25%	6	75%	0	0%	0	0%	8	100%
4	6	19%	26	81%	0	0%	0	0%	32	100%
5	3	75%	1	25%	0	0%	0	0%	4	100%
6	1	11%	7	78%	1	11%	0	0%	9	100%
7	0	0%	2	100%	0	0%	0	0%	2	100%
8	18	58%	12	39%	1	3%	0	0%	31	100%
9	2	33%	4	67%	0	0%	0	0%	6	100%
10	4	17%	17	74%	2	9%	0	0%	23	100%
11	1	100%	0	0%	0	0%	0	0%	1	100%
12	2	33%	4	67%	0	0%	0	0%	6	100%
13	1	17%	5	83%	0	0%	0	0%	6	100%
14	0	0%	0	0%	0	0%	0	0%	0	0%
15	1	50%	1	50%	0	0%	0	0%	2	100%
16	1	8%	12	92%	0	0%	0	0%	13	100%
17	28	37%	43	57%	5	7%	0	0%	76	100%
18	27	26%	71	68%	6	6%	0	0%	104	100%
19	5	45%	6	55%	0	0%	0	0%	11	100%
20	0	0%	6	100%	0	0%	0	0%	6	100%
21	3	12%	22	88%	0	0%	0	0%	25	100%
22	2	100%	0	0%	0	0%	0	0%	2	100%
<b>TOTAL</b>	<b>160</b>	<b>33%</b>	<b>291</b>	<b>61%</b>	<b>28</b>	<b>6%</b>	<b>0</b>	<b>0%</b>	<b>479</b>	<b>100%</b>

2J\*: Denver Juvenile Probation.

Note: Percentages may not total 100 percent because of rounding.

Source: Intensive Programs Data Collection Coversheet-JISP submitted by probation districts July 2007- June 2008.

**FY 2008**  
**Colorado State Probation Intensive Programs**  
**Juvenile Intensive Supervision Probation (JISP)**  
**Successful/Unsuccessful Terminations**

TYPE:	SUCCESSFUL TERMINATIONS		UNSUCCESSFUL TERMINATIONS				TOTAL TERMINATIONS	
	Successful		Revoked		Absconded			
DISTRICT	Number	%	Number	%	Number	%	Number	%
1	22	42%	30	57%	1	2%	53	100%
2J	16	29%	31	56%	8	15%	55	100%
3	3	60%	2	40%	0	0%	5	100%
4	13	48%	12	44%	2	7%	27	100%
5	3	75%	1	25%	0	0%	4	100%
6	5	56%	4	44%	0	0%	9	100%
7	0	0%	0	0%	0	0%	0	0%
8	17	38%	26	58%	2	4%	45	100%
9	0	0%	3	100%	0	0%	3	100%
10	14	52%	12	44%	1	4%	27	100%
11	1	100%	0	0%	0	0%	1	100%
12	6	86%	1	14%	0	0%	7	100%
13	3	60%	1	20%	1	20%	5	100%
14	1	100%	0	0%	0	0%	1	100%
15	3	43%	4	57%	0	0%	7	100%
16	4	57%	3	43%	0	0%	7	100%
17	33	43%	37	48%	7	9%	77	100%
18	38	34%	66	59%	7	6%	111	100%
19	10	56%	8	44%	0	0%	18	100%
20	5	50%	4	40%	1	10%	10	100%
21	5	22%	16	70%	2	9%	23	100%
22	2	100%	0	0%	0	0%	2	100%
STATE	204	41%	261	53%	32	6%	497	100%

Key: *Successful Terminations* : This category includes those probationers that have terminated from JISP and probation or transition to regular supervision probation.  
*Unsuccessful Terminations* : This column includes JISP probationers who were revoked or absconded. A revocation is defined as a termination from JISP for a technical violation, new misdemeanor, or new felony.  
Absconders refers to probationers who become fugitives and are no longer compliant with probation services.  
*Total Terminations* : In this table only, the total terminations include: revocations, absconders and successful terminations from probation supervision. Additional types of JISP discharges are included in Table 94.

Note: Percentages may not total 100 percent because of rounding.



TABLE 94

**FY2008**  
**Colorado State Probation Intensive Programs**  
**Juvenile Intensive Supervision Probation (JISP)**  
**Discharges**

DISTRICT	Successful: Transfer to Regular Probation		Successful: Completed Program no longer on Probation		Absconded		Re-Sentenced to Community Corrections		Revoked		Deported		Death		Administrative Closure		Transfer to Another Specialized Program		Total Discharges	
	Number	%	Number	%	Number	%	#	%	Number	%	#	%	#	%	Number	%	Number	%	Number	%
1	14	26%	8	15%	1	2%	0	0%	30	57%	0	0%	0	0%	0	0%	0	0%	53	100%
2J*	11	19%	5	9%	8	14%	0	0%	31	53%	0	0%	1	2%	1	2%	1	2%	58	100%
3	1	20%	2	40%	0	0%	0	0%	2	40%	0	0%	0	0%	0	0%	0	0%	5	100%
4	11	38%	2	7%	2	7%	0	0%	12	41%	0	0%	0	0%	0	0%	2	7%	29	100%
5	3	75%	0	0%	0	0%	0	0%	1	25%	0	0%	0	0%	0	0%	0	0%	4	100%
6	1	11%	4	44%	0	0%	0	0%	4	44%	0	0%	0	0%	0	0%	0	0%	9	100%
7	0	0%	0	0%	0	0%	0	0%	0	0%	0	0%	0	0%	0	0%	0	0%	0	0%
8	12	27%	5	11%	2	4%	0	0%	26	58%	0	0%	0	0%	0	0%	0	0%	45	100%
9	0	0%	0	0%	0	0%	0	0%	3	100%	0	0%	0	0%	0	0%	0	0%	3	100%
10	2	7%	12	44%	1	4%	0	0%	12	44%	0	0%	0	0%	0	0%	0	0%	27	100%
11	1	100%	0	0%	0	0%	0	0%	0	0%	0	0%	0	0%	0	0%	0	0%	1	100%
12	4	57%	2	29%	0	0%	0	0%	1	14%	0	0%	0	0%	0	0%	0	0%	7	100%
13	3	60%	0	0%	1	20%	0	0%	1	20%	0	0%	0	0%	0	0%	0	0%	5	100%
14	1	100%	0	0%	0	0%	0	0%	0	0%	0	0%	0	0%	0	0%	0	0%	1	100%
15	0	0%	3	43%	0	0%	0	0%	4	57%	0	0%	0	0%	0	0%	0	0%	7	100%
16	3	38%	1	13%	0	0%	1	13%	3	38%	0	0%	0	0%	0	0%	0	0%	8	100%
17	31	40%	2	3%	7	9%	0	0%	37	47%	0	0%	1	1%	0	0%	0	0%	78	100%
18	29	26%	9	8%	7	6%	1	1%	66	58%	0	0%	0	0%	1	1%	0	0%	113	100%
19	8	40%	2	10%	0	0%	0	0%	8	40%	0	0%	0	0%	0	0%	2	10%	20	100%
20	2	20%	3	30%	1	10%	0	0%	4	40%	0	0%	0	0%	0	0%	0	0%	10	100%
21	3	13%	2	9%	2	9%	0	0%	16	70%	0	0%	0	0%	0	0%	0	0%	23	100%
22	0	0%	2	100%	0	0%	0	0%	0	0%	0	0%	0	0%	0	0%	0	0%	2	100%
<b>TOTAL</b>	<b>140</b>	<b>28%</b>	<b>64</b>	<b>13%</b>	<b>32</b>	<b>6%</b>	<b>2</b>	<b>0%</b>	<b>261</b>	<b>51%</b>	<b>0</b>	<b>0%</b>	<b>2</b>	<b>0%</b>	<b>2</b>	<b>0%</b>	<b>5</b>	<b>1%</b>	<b>508</b>	<b>100%</b>

Changes of Venue <sup>1</sup>	
Number	DISTRICT
13	1
13	2J*
0	3
0	4
1	5
2	6
0	7
2	8
0	9
1	10
0	11
0	12
2	13
0	14
0	15
3	16
20	17
12	18
1	19
0	20
2	21
0	22
72	TOTAL

2J\*: Denver Juvenile Probation.

<sup>1</sup>Changes of Venue: Beginning in FY2008 changes of venue were removed from "Total Discharges" because they are accounted for within the existing closure categories. They are also reported separately to continue to track the changes of venue between courts and probation.

Note: Percentages may not total 100 percent because of rounding.

TABLE 95

**FY2008**  
**Colorado State Probation Intensive Programs**  
**Juvenile Intensive Supervision Probation (JISP)**  
**Type of Revocation**

DISTRICT	Revoked: New Felony		Revoked: New Misdemeanor		Revoked: Technical		Total Revocations	
	Number	%	Number	%	Number	%	Number	%
1	4	13%	7	23%	19	63%	30	100%
2J*	5	16%	3	10%	23	74%	31	100%
3	0	0%	1	50%	1	50%	2	100%
4	1	8%	3	25%	8	67%	12	100%
5	1	100%	0	0%	0	0%	1	100%
6	1	25%	0	0%	3	75%	4	100%
7	0	0%	0	0%	0	0%	0	0%
8	3	12%	8	31%	15	58%	26	100%
9	1	33%	1	33%	1	33%	3	100%
10	4	33%	1	8%	7	58%	12	100%
11	0	0%	0	0%	0	0%	0	0%
12	0	0%	0	0%	1	100%	1	100%
13	0	0%	0	0%	1	100%	1	100%
14	0	0%	0	0%	0	0%	0	0%
15	1	25%	0	0%	3	75%	4	100%
16	0	0%	0	0%	3	100%	3	100%
17	8	22%	7	19%	22	59%	37	100%
18	7	11%	8	12%	51	77%	66	100%
19	1	13%	4	50%	3	38%	8	100%
20	0	0%	0	0%	4	100%	4	100%
21	3	19%	7	44%	6	38%	16	100%
22	0	0%	0	0%	0	0%	0	0%
<b>TOTAL</b>	<b>40</b>	<b>15%</b>	<b>50</b>	<b>19%</b>	<b>171</b>	<b>66%</b>	<b>261</b>	<b>100%</b>

2J\*: Denver Juvenile Probation.

Key:

*New Felony*: Includes revocations for a new felony offense committed while on probation supervision.

*New Misdemeanor*: Includes revocations for a new misdemeanor offense committed while on probation supervision.

*Technical*: Includes revocations for technical probation supervision violations (e.g. drug use, non-compliance).

*Total Revocations*: Total includes all felony, misdemeanor, and technical violations resulting in a revocation from probation.

Note: Percentages may not total 100 percent because of rounding.

Source: Intensive Programs Data Collection Coversheet-JISP submitted by probation districts July 2007- June 2008.

# Colorado Probation: Intensive Programs Summary



**Colorado State Probation Intensive Programs  
Active Clients Summary on June 30, 2008**

DISTRICT	Adult Intensive Supervision Probation (AISP)		Sex Offender Intensive Supervision Probation (SOISP) <sup>1</sup>		Female Offender Program (FOP)		Juvenile Intensive Supervision Probation (JISP) <sup>2</sup>		TOTAL ACTIVE CLIENTS	
1	194	45%	151	35%	43	10%	42	10%	430	100%
2A <sup>3</sup>	317	69%	78	17%	66	14%	0	0%	461	100%
2J <sup>4</sup>	0	0%	0	0%	0	0%	86	100%	86	100%
3	21	55%	6	16%	0	0%	11	29%	38	100%
4	131	31%	237	56%	26	6%	29	7%	423	100%
5	11	44%	10	40%	0	0%	4	16%	25	100%
6	6	15%	24	60%	0	0%	10	25%	40	100%
7	48	92%	2	4%	0	0%	2	4%	52	100%
8	128	47%	78	29%	35	13%	31	11%	272	100%
9	13	33%	12	31%	8	21%	6	15%	39	100%
10	54	30%	69	38%	25	14%	33	18%	181	100%
11	14	38%	22	59%	0	0%	1	3%	37	100%
12	4	33%	2	17%	0	0%	6	50%	12	100%
13	35	63%	15	27%	0	0%	6	11%	56	100%
14	8	67%	3	25%	0	0%	1	8%	12	100%
15	10	83%	1	8%	0	0%	1	8%	12	100%
16	11	39%	3	11%	0	0%	14	50%	28	100%
17	119	43%	78	28%	21	8%	61	22%	279	100%
18	144	30%	237	50%	30	6%	67	14%	478	100%
19	99	47%	66	31%	35	17%	12	6%	212	100%
20	86	50%	45	26%	28	16%	13	8%	172	100%
21	36	29%	41	33%	21	17%	25	20%	123	100%
22	1	11%	4	44%	0	0%	4	44%	9	100%
<b>TOTAL</b>	<b>1,490</b>	<b>43%</b>	<b>1,184</b>	<b>34%</b>	<b>338</b>	<b>10%</b>	<b>465</b>	<b>13%</b>	<b>3,477</b>	<b>100%</b>

<sup>1</sup>Sex Offender Intensive Supervision Probation: The Non-SOISP sex offender population is included in the Regular Adult Probation Table.

<sup>2</sup>Juvenile Intensive Supervision Probation: This number may include sex offenders that have been sentenced to JISP.

<sup>3</sup>2A: Denver Adult Probation. This is the only district with just adult offenders, all other districts include both adult and juvenile.

<sup>4</sup>2J: Denver Juvenile Probation. This is the only district with just juvenile offenders, all other districts include both adult and juvenile.

Note: Percentages may not total 100 percent because of rounding.

# Colorado Probation: Victim Services



**Colorado Probation**  
**<sup>1</sup> Summary of Victims Services**  
**FY 2003 to FY 2008**

	FY2003	FY2004	FY2005	FY2006	FY2007	FY2008
<b>VICTIM SERVICES<sup>2</sup></b>						
Initial Notifications Sent	12,296	10,934	12,077	13,936	14,949	16,988
Notification Requests Returned	2,372	2,635	2,363	2,165	2,512	3,066
Percent of Victims Requesting Notification	19%	24%	20%	16%	17%	18%
<b>VICTIM NOTIFICATION OF CRITICAL PROBATION EVENTS<sup>3</sup></b>						
Date of Probation Termination	1,533	1,936	1,914	1,807	1,741	2,209
Early Termination Requests	337	439	300	316	315	318
Probation Revocation Hearing/Disposition	3,831	3,434	3,392	3,710	4,040	4,532
Modification of Probation Sentence/Supervision	461	467	307	309	480	678
Change of Venue/Transfer of Jurisdiction	589	441	429	331	481	509
Abscond/Warrant	1,465	1,379	1,494	1,385	1,355	1,565
Death of a Probationer	27	25	36	21	28	15
<b>TOTAL NOTIFICATIONS</b>	<b>8,243</b>	<b>8,121</b>	<b>14,307</b>	<b>7,879</b>	<b>8,440</b>	<b>9,826</b>

<sup>1</sup>**Summary of Colorado Probation Victim Services:** Effective in FY2008 the information included in this chart reflects only activities that are statutorily required. In previous years additional courtesy notification events were reported; these were "Change of Probation Officer and Supervision Location" and "Hearing Other than Revocation". Prior to FY07 the VRA stated that probation had to notify victims of domestic violence of "any violation of probation". In the 2006 legislative session this requirement was repealed and the following provision for notification: "concerning domestic violence cases, any conduct by the defendant that results in an increase in supervision level by the probation department" was added. This new provision replaced the old legislation and became effective in FY07 and is now reported in "Modification of Probation Sentence/Supervision".

<sup>2</sup>**VICTIM SERVICES:** These notifications are done by state probation and private probation providers.

<sup>3</sup>**VICTIM NOTIFICATION OF CRITICAL PROBATION EVENTS:** These numbers include all of the statutorily (24-4.1-303 (13.5) (a) C.R.S) required notifications of the critical stages of probation supervision. These notifications are done by state probation and private probation providers.

# **Colorado Probation:** Alcohol/Drug Driving Safety Program (ADDS)



DISTRICT	Monitoring Sentence (Alcohol Evaluation completed pre- sentence)		Monitoring Sentence (Alcohol Evaluation completed post- sentence)		Monitoring Sentence Revoked and Reinstated		Monitoring Deferred Sentence		TOTAL Monitoring	
	Number	%	Number	%	Number	%	Number	%	Number	%
1	192	12%	1,397	85%	50	3%	0	0%	1,639	100%
2*	0	0%	0	0%	0	0%	0	0%	0	0%
3	95	62%	38	25%	1	1%	20	13%	154	100%
4	1,863	69%	191	7%	34	1%	599	22%	2,687	100%
5	187	20%	750	79%	10	1%	7	1%	954	100%
6	135	32%	281	66%	0	0%	10	2%	426	100%
7	328	45%	382	53%	2	0%	10	1%	722	100%
8	331	24%	1,005	72%	58	4%	11	1%	1,405	100%
9	231	27%	597	69%	25	3%	7	1%	860	100%
10	27	35%	35	45%	3	4%	13	17%	78	100%
11	2	29%	0	0%	5	71%	0	0%	7	100%
12	17	37%	25	54%	3	7%	1	2%	46	100%
13	370	83%	16	4%	5	1%	55	12%	446	100%
14	426	78%	105	19%	11	2%	2	0%	544	100%
15	15	9%	111	67%	0	0%	39	24%	165	100%
16	57	80%	3	4%	0	0%	11	15%	71	100%
17	255	11%	1,956	86%	71	3%	0	0%	2,282	100%
18	0	0%	0	0%	6	100%	0	0%	6	100%
19	517	30%	1,121	65%	71	4%	6	0%	1,715	100%
20	0	0%	1	50%	1	50%	0	0%	2	100%
21	364	80%	89	20%	0	0%	0	0%	453	100%
22	7	70%	0	0%	0	0%	3	30%	10	100%
STATE	5,419	37%	8,103	55%	356	2%	794	5%	14,672	100%

Note: Percentages may not total 100 percent because of rounding.



**FY 2008**  
**Colorado State Probation- ADDS**  
**New State DUI/DWAI Monitored Clients by Gender**

TYPE: DISTRICT	Female		Male		Unknown		TOTAL NEW CLIENTS	
	Number	%	Number	%	Number	%	Number	%
1	459	28%	1,179	72%	1	0%	1,639	100%
2*	0	0%	0	0%	0	0%	0	0%
3	37	24%	117	76%	0	0%	154	100%
4	732	27%	1,955	73%	0	0%	2,687	100%
5	183	19%	769	81%	2	0%	954	100%
6	103	24%	323	76%	0	0%	426	100%
7	142	20%	580	80%	0	0%	722	100%
8	367	26%	1,038	74%	0	0%	1,405	100%
9	137	16%	719	84%	4	0%	860	100%
10	18	23%	60	77%	0	0%	78	100%
11	4	57%	3	43%	0	0%	7	100%
12	12	26%	34	74%	0	0%	46	100%
13	83	19%	363	81%	0	0%	446	100%
14	115	21%	429	79%	0	0%	544	100%
15	31	19%	134	81%	0	0%	165	100%
16	17	24%	54	76%	0	0%	71	100%
17	521	23%	1,761	77%	0	0%	2,282	100%
18	2	33%	4	67%	0	0%	6	100%
19	375	22%	1,340	78%	0	0%	1,715	100%
20	0	0%	2	100%	0	0%	2	100%
21	123	27%	330	73%	0	0%	453	100%
22	2	20%	8	80%	0	0%	10	100%
STATE	3,463	24%	11,202	76%	7	0%	14,672	100%

Note: Percentages may not total 100 percent because of rounding.

\*Denver District Court. DUI/DWAI cases are filed in Denver County Court, which is not part of the State Court data system.

Source: ADDS Monthly Statistical Reports submitted by probation districts for July 2007- June 2008.

TABLE 100

**FY 2008**  
**Colorado State Probation**  
**New State DUI/DWAI Monitored Clients by Ethnic Group**

TYPE: DISTRICT	Caucasian		African American		Asian		Hispanic		Native American		Other		TOTAL NEW CLIENTS	
	Number	%	Number	%	Number	%	Number	%	Number	%	Number	%	Number	%
1	1,390	85%	33	2%	22	1%	182	11%	9	1%	3	0%	1,639	100%
2*	0	0%	0	0%	0	0%	0	0%	0	0%	0	0%	0	0%
3	99	64%	3	2%	0	0%	48	31%	4	3%	0	0%	154	100%
4	1,990	74%	265	10%	28	1%	382	14%	13	0%	9	0%	2,687	100%
5	752	79%	4	0%	3	0%	193	20%	0	0%	2	0%	954	100%
6	323	76%	3	1%	2	0%	60	14%	33	8%	5	1%	426	100%
7	605	84%	3	0%	0	0%	110	15%	4	1%	0	0%	722	100%
8	1,258	90%	30	2%	12	1%	88	6%	7	0%	10	1%	1,405	100%
9	709	82%	6	1%	2	0%	126	15%	11	1%	6	1%	860	100%
10	54	69%	4	5%	0	0%	20	26%	0	0%	0	0%	78	100%
11	6	86%	0	0%	0	0%	1	14%	0	0%	0	0%	7	100%
12	34	74%	0	0%	0	0%	11	24%	1	2%	0	0%	46	100%
13	318	71%	8	2%	1	0%	117	26%	1	0%	1	0%	446	100%
14	512	94%	7	1%	0	0%	23	4%	1	0%	1	0%	544	100%
15	121	73%	3	2%	1	1%	40	24%	0	0%	0	0%	165	100%
16	55	77%	1	1%	0	0%	15	21%	0	0%	0	0%	71	100%
17	1,169	51%	86	4%	21	1%	958	42%	25	1%	23	1%	2,282	100%
18	5	83%	1	17%	0	0%	0	0%	0	0%	0	0%	6	100%
19	1,008	59%	30	2%	12	1%	652	38%	8	0%	5	0%	1,715	100%
20	1	50%	0	0%	0	0%	1	50%	0	0%	0	0%	2	100%
21	379	84%	13	3%	4	1%	53	12%	1	0%	3	1%	453	100%
22	5	50%	0	0%	0	0%	3	30%	2	20%	0	0%	10	100%
STATE	10,793	74%	500	3%	108	1%	3,083	21%	120	1%	68	0%	14,672	100%

Note: Percentages may not total 100 percent because of rounding.

\*Denver District Court. DUI/DWAI cases are filed in Denver County Court which is not a part of the State Court data system.

Source: ADDS Monthly Statistical Reports submitted by probation districts for July 2007- June 2008.

TABLE 101

**FY 2008**  
**Colorado State Probation**  
**New State DUI/DWAI Monitored Clients by Age**

TYPE: DISTRICT	0-17 Years		18-20 Years		21-24 Years		25-32 Years		33-39 Years		40 and above		Unknown		TOTAL NEW CLIENTS	
	Number	%	Number	%	Number	%	Number	%	Number	%	Number	%	Number	%	Number	%
1	25	2%	176	11%	304	19%	438	27%	209	13%	487	30%	0	0%	1,639	100%
2*	0	0%	0	0%	0	0%	0	0%	0	0%	0	0%	0	0%	0	0%
3	3	2%	24	16%	31	20%	36	23%	16	10%	44	29%	0	0%	154	100%
4	35	1%	278	10%	551	21%	731	27%	340	13%	749	28%	3	0%	2,687	100%
5	7	1%	71	7%	214	22%	313	33%	135	14%	213	22%	1	0%	954	100%
6	10	2%	52	12%	77	18%	112	26%	47	11%	128	30%	0	0%	426	100%
7	8	1%	69	10%	117	16%	186	26%	113	16%	229	32%	0	0%	722	100%
8	13	1%	189	13%	413	29%	377	27%	149	11%	264	19%	0	0%	1,405	100%
9	6	1%	62	7%	159	18%	226	26%	145	17%	261	30%	1	0%	860	100%
10	1	1%	7	9%	17	22%	21	27%	8	10%	24	31%	0	0%	78	100%
11	0	0%	0	0%	1	14%	4	57%	1	14%	1	14%	0	0%	7	100%
12	3	7%	4	9%	10	22%	9	20%	5	11%	15	33%	0	0%	46	100%
13	8	2%	65	15%	73	16%	113	25%	52	12%	135	30%	0	0%	446	100%
14	10	2%	26	5%	104	19%	152	28%	72	13%	180	33%	0	0%	544	100%
15	7	4%	21	13%	35	21%	37	22%	14	8%	51	31%	0	0%	165	100%
16	2	3%	12	17%	11	15%	13	18%	8	11%	25	35%	0	0%	71	100%
17	19	1%	171	7%	478	21%	699	31%	383	17%	529	23%	3	0%	2,282	100%
18	0	0%	0	0%	0	0%	2	33%	2	33%	2	33%	0	0%	6	100%
19	22	1%	177	10%	365	21%	469	27%	251	15%	431	25%	0	0%	1,715	100%
20	0	0%	0	0%	0	0%	1	50%	0	0%	1	50%	0	0%	2	100%
21	9	2%	57	13%	99	22%	94	21%	60	13%	134	30%	0	0%	453	100%
22	1	10%	0	0%	2	20%	1	10%	2	20%	4	40%	0	0%	10	100%
STATE	189	1%	1,461	10%	3,061	21%	4,034	27%	2,012	14%	3,907	27%	8	0%	14,672	100%

Note: Percentages may not total 100 percent because of rounding.

\*Denver District Court. DUI/DWAI cases are filed in Denver County Court, which is not part of the State Court data system.

Source: ADDS Monthly Statistical Reports submitted by probation districts for July 2007- June 2008.

**FY 2008**  
**Colorado State Probation**  
**New State DUI/DWAI Monitored Clients**  
**Successful/Unsuccessful Terminations**

TYPE:	SUCCESSFUL TERMINATIONS		UNSUCCESSFUL TERMINATIONS				TOTAL TERMINATIONS	
	Successful		Revocation		Absconded			
DISTRICT	Number	%	Number	%	Number	%	Number	%
1	1,392	86%	51	3%	172	11%	1,615	100%
2*	0	0%	0	0%	0	0%	0	0%
3	83	77%	5	5%	20	19%	108	100%
4	1,594	68%	731	31%	3	0%	2,328	100%
5	731	82%	15	2%	143	16%	889	100%
6	254	71%	28	8%	76	21%	358	100%
7	618	85%	6	1%	100	14%	724	100%
8	1,891	84%	92	4%	275	12%	2,258	100%
9	510	85%	5	1%	85	14%	600	100%
10	303	58%	89	17%	128	25%	520	100%
11	27	66%	8	20%	6	15%	41	100%
12	100	79%	11	9%	16	13%	127	100%
13	359	76%	59	12%	56	12%	474	100%
14	434	92%	3	1%	33	7%	470	100%
15	106	88%	0	0%	15	12%	121	100%
16	93	72%	0	0%	36	28%	129	100%
17	2,170	84%	115	4%	286	11%	2,571	100%
18	11	61%	3	17%	4	22%	18	100%
19	1,055	84%	91	7%	112	9%	1,258	100%
20	338	87%	26	7%	25	6%	389	100%
21	389	98%	0	0%	9	2%	398	100%
22	4	57%	0	0%	3	43%	7	100%
STATE	12,462	81%	1,338	9%	1,603	10%	15,403	100%

Key: *Successful Terminations*: This number includes the state successful terminations.

*Unsuccessful Terminations*: This column includes revocations and absconsions. A revocation is defined as a termination from monitoring for a technical violation, new misdemeanor, or new felony. Absconson refers to probationers who become fugitives and are no longer compliant with monitoring.

*Total Terminations*: In this table only, the total terminations include: revocations, absconsions and successful terminations from probation supervision. Additional types of monitoring closures are included in Table 103.

Note: Percentages may not total 100 percent because of rounding.

\*Denver District Court. DUI/DWAI cases are filed in Denver County Court, which is not part of the State Court data system.

Source: ADDS Monthly Statistical Reports submitted by probation districts for July 2007- June 2008.

TABLE 103

**FY 2008**  
**Colorado State Probation**  
**State DUI/DWAI Monitored Closure Types**

TYPE: DISTRICT	Successful		Revocation		Absconded		Deported		Death		Administrative Closure		TOTAL CLOSURES	
	Number	%	Number	%	Number	%	Number	%	Number	%	Number	%	Number	%
1	1,392	85%	51	3%	172	11%	0	0%	1	0%	14	1%	1,630	100%
2*	0	0%	0	0%	0	0%	0	0%	0	0%	0	0%	0	0%
3	83	76%	5	5%	20	18%	0	0%	0	0%	1	1%	109	100%
4	1,594	68%	731	31%	3	0%	7	0%	5	0%	4	0%	2,344	100%
5	731	81%	15	2%	143	16%	5	1%	2	0%	2	0%	898	100%
6	254	70%	28	8%	76	21%	0	0%	1	0%	2	1%	361	100%
7	618	84%	6	1%	100	14%	9	1%	2	0%	0	0%	735	100%
8	1,891	83%	92	4%	275	12%	1	0%	7	0%	26	1%	2,292	100%
9	510	80%	5	1%	85	13%	31	5%	3	0%	3	0%	637	100%
10	303	58%	89	17%	128	24%	0	0%	5	1%	1	0%	526	100%
11	27	63%	8	19%	6	14%	0	0%	2	5%	0	0%	43	100%
12	100	77%	11	8%	16	12%	0	0%	0	0%	3	2%	130	100%
13	359	76%	59	12%	56	12%	0	0%	1	0%	0	0%	475	100%
14	434	88%	3	1%	33	7%	1	0%	0	0%	24	5%	495	100%
15	106	88%	0	0%	15	12%	0	0%	0	0%	0	0%	121	100%
16	93	70%	0	0%	36	27%	0	0%	2	2%	1	1%	132	100%
17	2,170	84%	115	4%	286	11%	1	0%	9	0%	2	0%	2,583	100%
18	11	61%	3	17%	4	22%	0	0%	0	0%	0	0%	18	100%
19	1,055	83%	91	7%	112	9%	2	0%	6	0%	3	0%	1,269	100%
20	338	87%	26	7%	25	6%	0	0%	1	0%	0	0%	390	100%
21	389	97%	0	0%	9	2%	1	0%	2	0%	2	0%	403	100%
22	4	57%	0	0%	3	43%	0	0%	0	0%	0	0%	7	100%
STATE	12,462	80%	1,338	9%	1,603	10%	58	0%	49	0%	88	1%	15,598	100%

Note: Percentages may not total 100 percent because of rounding.

\*Denver District Court. DUI/DWAI cases are filed in Denver County Court, which is not part of the State Court data system.

Source: ADDS Monthly Statistical Reports submitted by probation districts for July 2007- June 2008.

**FY 2008**  
**Colorado State Adult Probation**  
**State DUI/DWAI Monitored Clients**  
**Type of Revocation**

TYPE: DISTRICT	New Felony		New Misdemeanor		Technical		TOTAL REVOCATIONS	
	Number	%	Number	%	Number	%	Number	%
1	0	0%	1	2%	50	98%	51	100%
2*	0	0%	0	0%	0	0%	0	0%
3	0	0%	0	0%	5	100%	5	100%
4	4	1%	6	1%	721	99%	731	100%
5	4	27%	4	27%	7	47%	15	100%
6	0	0%	0	0%	28	100%	28	100%
7	0	0%	0	0%	6	100%	6	100%
8	3	3%	8	9%	81	88%	92	100%
9	0	0%	0	0%	5	100%	5	100%
10	1	1%	0	0%	88	99%	89	100%
11	1	13%	0	0%	7	88%	8	100%
12	1	9%	1	9%	9	82%	11	100%
13	1	2%	12	20%	46	78%	59	100%
14	0	0%	1	33%	2	67%	3	100%
15	0	0%	0	0%	0	0%	0	0%
16	0	0%	0	0%	0	0%	0	0%
17	0	0%	3	3%	112	97%	115	100%
18	0	0%	1	33%	2	67%	3	100%
19	1	1%	4	4%	86	95%	91	100%
20	0	0%	5	19%	21	81%	26	100%
21	0	0%	0	0%	0	0%	0	0%
22	0	0%	0	0%	0	0%	0	0%
STATE	16	1%	46	3%	1,276	95%	1,338	100%

*Key:*

- New Felony:* Includes revocations for a new felony offense committed while on probation supervision.
- New Misdemeanor:* Includes revocations for a new misdemeanor offense committed while on monitoring.
- Technical:* Includes revocations for technical violations (e.g. drug use, non-compliance).
- Total Revocations:* Total includes all felony, misdemeanor, and technical violations resulting in a revocation from monitoring.

Note: Percentages may not total 100 percent because of rounding.

\*Denver District Court. DUI/DWAI cases are filed in Denver County Court, which is not part of the State Court data system.

Source: ADDS Monthly Statistical Reports submitted by probation districts for July 2007- June 2008.

**FY2008**  
**Colorado State Probation**  
**State DUI/DWAI Monitored Clients**  
**Length of Stay**

220

TYPE:	0-6 months		7-12 months		13-18 months		19-24 months		25-48 months		49+ months		TOTAL CLOSURES	
DISTRICT	Number	%	Number	%	Number	%	Number	%	Number	%	Number	%	Number	%
1	671	41%	610	37%	255	16%	73	4%	11	1%	10	1%	1,630	100%
2*	0	0%	0	0%	0	0%	0	0%	0	0%	0	0%	0	0%
3	4	4%	78	72%	18	17%	5	5%	4	4%	0	0%	109	100%
4	957	41%	1,022	44%	291	12%	60	3%	14	1%	0	0%	2,344	100%
5	313	35%	342	38%	162	18%	55	6%	22	2%	4	0%	898	100%
6	7	2%	55	15%	178	49%	89	25%	32	9%	0	0%	361	100%
7	53	7%	197	27%	179	24%	152	21%	153	21%	1	0%	735	100%
8	457	20%	944	41%	537	23%	215	9%	134	6%	5	0%	2,292	100%
9	195	31%	197	31%	142	22%	52	8%	48	8%	3	0%	637	100%
10	11	2%	123	23%	218	41%	83	16%	89	17%	2	0%	526	100%
11	1	2%	2	5%	4	9%	19	44%	17	40%	0	0%	43	100%
12	28	22%	36	28%	29	22%	15	12%	21	16%	1	1%	130	100%
13	66	14%	134	28%	125	26%	117	25%	33	7%	0	0%	475	100%
14	104	21%	157	32%	102	21%	61	12%	64	13%	7	1%	495	100%
15	33	27%	20	17%	32	26%	15	12%	18	15%	3	2%	121	100%
16	22	17%	32	24%	31	23%	18	14%	25	19%	4	3%	132	100%
17	386	15%	1,426	55%	463	18%	162	6%	111	4%	35	1%	2,583	100%
18	1	6%	1	6%	0	0%	1	6%	9	50%	6	33%	18	100%
19	382	30%	409	32%	255	20%	127	10%	95	7%	1	0%	1,269	100%
20	5	1%	81	21%	162	42%	100	26%	37	9%	5	1%	390	100%
21	98	24%	136	34%	98	24%	42	10%	27	7%	2	0%	403	100%
22	5	71%	2	29%	0	0%	0	0%	0	0%	0	0%	7	100%
STATE	3,799	24%	6,004	38%	3,281	21%	1,461	9%	964	6%	89	1%	15,598	100%

Note: Percentages may not total 100 percent because of rounding.

\*Denver District Court. DUI/DWAI cases are filed in Denver County Court, which is not part of the State Court data system.

Source: ADDS Monitoring Monthly Statistical Reports submitted by probation districts for July 2007- June 2008.

**FY 2008**  
**Colorado State Probation**  
**Total Active DUI/DWAI Monitored Clients**  
**on June 30, 2008**

DISTRICT	NUMBER
1	1,322
2*	0
3	188
4	2,395
5	1,052
6	689
7	971
8	1,746
9	1,331
10	686
11	47
12	80
13	538
14	683
15	253
16	131
17	3,062
18	336
19	2,063
20	451
21	480
22	11
<b>TOTAL STATE</b>	<b>18,515</b>

\*Denver District Court. DUI/DWAI cases are filed in Denver County Court, which is not part of the State Court data system.

Source: ADDS Monthly Statistical Reports submitted by probation districts for July 2007- June 2008.



# Section IX:

## Glossary of Terms



## Probation

<b>Absconder:</b>	Refers to probationers who become fugitives and are no longer compliant with probation supervision.
<b>Adjudication:</b>	Refers to a juvenile case indicating that the charges have been proven or the juvenile has pled guilty to committing a delinquent act. The equivalent for adult offenders is "conviction."
<b>Administrative Investigations:</b>	A supplemental report to a Pre- Sentence Report addressing additional cases.
<b>Administrative Closure:</b>	Includes no services provided to an offender (i.e. in custody in another jurisdiction).
<b>Administrative Client Risk Level or Active:</b>	An assigned supervision level indicating lower supervision need by probation because of other more intensive "supervision" being provided elsewhere (such as jail or an inpatient treatment facility) or minimal conditions of the sentence remain and more intensive supervision is no longer necessary.
<b>Change of Venue:</b>	Occurs when a delinquent juvenile has been transferred from one Colorado judicial district, where the offense occurred, to another one where the juvenile will receive supervision. Change of Venue typically occurs because the juvenile resides in a jurisdiction other than where the offense took place.
<b>Client Risk Level:</b>	Probation offenders are classified using a risk assessment instrument. The instrument used for adults are the LSI (Level of Supervision Inventory), the SARA (Spousal Assault Risk Assessment) and the Oregon Sex Offender assessment instrument. The juvenile instrument is the CYO- LSI (Colorado Young Offender Level of Service Inventory) and the O'Brien Sex Offender Assessment is used for juvenile sex offenders. These instruments determine the level of supervision for an offender (e.g. Maximum, Medium, and Minimum).
<b>Courtesy Transfers:</b>	A case that has closed in the supervising jurisdiction and returned to the originating or sentencing district.
<b>Courtesy Supervision:</b>	Occurs when an adult offender has received a probation sentence in one Colorado judicial district but will be supervised by the probation department in another Colorado judicial district because they reside in that jurisdiction.
<b>Community Corrections:</b>	A community-based sentence that is more restricted than probation supervision but less restrictive than a secure facility. A community corrections sentence typically includes both a residential and non-residential component with supervision from a case manager. Because probation maintains jurisdiction over offenders sentenced to community corrections, they are also monitored by a probation officer.
<b>Deferred Judgment and Sentence/Adjudication:</b>	Refers to a case status in which the offender, (adult or juvenile) has entered a plea of guilty and, through an agreement with the district attorney and consent of the court, the case is continued for a set period of time. The offender is usually supervised by probation and upon successful completion of the deferred judgment the case is dismissed.
<b>Direct File:</b>	The District Attorney files a case in which a juvenile is prosecuted as an adult.
<b>Intake:</b>	The initial process for setting up the supervision of probationers in the absence of a pre-sentence investigation. The intake process typically entails a review of the Terms and Conditions of the probation sentence, an assessment of risk and needs, and initial referral for services.
<b>Interstate:</b>	Refers to offenders who have committed crimes in a state other than where they reside. These offenders apply to have their supervision transferred to their state of residence and are screened by the Interstate Compact Office prior to acceptance of supervision.
<b>Investigations:</b>	An investigative process conducted by probation officers prior to sentencing on a criminal offense. The information (e.g. risk for re-offense, service needs, criminal, social, education and substance abuse history, impact of the offense on victim(s) etc.) gathered during a pre-sentence investigation is used to inform sentencing decisions and supervision strategies.

<b>Length of Stay:</b>	The period of time an offender is on probation supervision.
<b>Monitoring:</b>	DUI/DWAI offenders who as a part of their sentence are required to have their compliance with court orders monitored by the probation department.
<b>Revoked:</b>	The withdrawal of a probation sentence due to a new misdemeanor or felony offense or a technical violation of the Terms and Conditions of the probation sentence. Following a revocation of probation, the offender is re-sentenced by the court.
<b>Success:</b>	Successful terminations represent those offenders who meet their Terms and Conditions of their probation sentence and the length of their sentence has expired.
<b>Technical Violation:</b>	Occurs when a probationer has been non-compliant with the Term(s) and Condition(s) of the probation sentence (e.g. drug use, missed appointments etc).
<b>Transfer Hearing:</b>	The court makes a determination after a hearing to prosecute a juvenile as an adult.

### **Supreme Court Glossary of Terms**

<b>Civil Appeal:</b>	A written request to modify or reverse the judgment of a trial court or intermediate level appellate court in a civil case.
<b>Criminal Appeal:</b>	A request to modify or reverse the judgment of a trial court or intermediate level appellate court in a criminal case.
<b>Habeas Corpus:</b>	(Habeas corpus ad subjiciendum) "An independent civil action to determine not the guilt or innocence of the person held in custody, but whether the custody is unlawful. Common grounds for relief under the writ include a conviction based on illegally obtained evidence, a denial of effective assistance of counsel, or a conviction by a jury that was improperly selected and impaneled. Use of the writ is not limited to criminal matters. It is also available in civil matters, as, for example, to challenge a person's custody of a child or the institutionalization of a person declared incompetent." ( <a href="http://dictionary.lp.findlaw.com">http://dictionary.lp.findlaw.com</a> )
<b>Interlocutory:</b>	An interlocutory appeal is one which is not determinable of the controversy, but which is necessary for a suitable adjudication of the merits. Colorado Appellate Rule 4.1 governs interlocutory appeals in criminal cases and provides that the state may file an interlocutory appeal in the Supreme Court from a district court ruling granting a motion in advance of the trial by the defendant for the return of property and to suppress evidence or to suppress an extra-judicial confession or admission. This is only one example of an interlocutory appeal.
<b>Interrogatories:</b>	Pursuant to Article VI, section 3 of the state Constitution, the Court may be required to answer "important questions upon solemn occasions" propounded by the Governor, the Senate, or the House of Representatives. These questions are called "interrogatories."
<b>Judicial Discipline or Disability:</b>	Judges who are alleged to have engaged in misconduct or to be suffering from a disability which is or is likely to become of a permanent character may be subject to judicial discipline. The Colorado Commission on Judicial Discipline investigates such allegations and, if it concludes that the judge has engaged in misconduct or is disabled, it may recommend to the Supreme Court a range of sanctions, including removal of the judge from office, retirement of the judge for a disability, reprimand or censure of the judge, or assessment of costs against the judge.
<b>Original Proceedings:</b>	Colorado Rules of Civil Procedure 21 provides the Colorado Supreme Court with discretion to exercise original jurisdiction in extraordinary circumstances where no other remedy is available. Original proceedings are used to test whether the trial court is proceeding without jurisdiction or in excess of its jurisdiction and to review a serious abuse of discretion when an appellate remedy would be inadequate. The remedy in an original proceeding takes the form of a special mandate from the Supreme Court addressed to an individual, official body, or lower court and may be used to restrain or compel the acts of a trial court. The Court issues a "rule to show cause" why the relief requested in the petition should not be granted. After considering the written briefs, the Supreme Court either makes the rule absolute (grants the relief requested) or discharges the rule (denies the relief requested).

<b>Petitions in Certiorari:</b>	A writ of common law origin issued by a superior to an inferior court requiring the latter to produce a certified record of a particular case tried therein. The writ is generally issued so that the issuing court may inspect the proceedings and determine whether there have been any irregularities. Like the United States Supreme Court, the Colorado Supreme Court uses the writ as a discretionary device to choose which cases it wishes to hear. Colorado Appellate Rules 49-58 govern writs of certiorari.
<b>Reapportionment:</b>	Article 5, section 48 of the state Constitution provides that after the decennial federal census, the senatorial districts and representative districts shall be established, revised, or altered, and the members of the Senate and the House of Representatives apportioned among them, by a Colorado reapportionment commission. The commission must publish a preliminary plan for reapportionment of the members of the General Assembly and shall hold public hearings thereon. After the completion of such hearings, the commission must finalize its plan and submit the same to the Colorado Supreme Court for review and determination as to whether the plan meets constitutional standards. The Supreme Court must either approve the plan or return the plan and the court's reasons for disapproval to the commission. If the plan is returned, the commission shall revise and modify it to conform to the court's requirements and resubmit the plan to the court. If the plan is approved by the court, it shall be filed with the secretary of state for implementation.
<b>Request for Stay Pending Appeal:</b>	A stay is a suspension of the case or some designated proceedings within it. Colorado Appellate Rule 8 governs stays pending appeal.
<b>Rule 21.1:</b>	This rule of appellate procedure governs certification of questions of law to the Colorado Supreme Court by the United States Supreme Court, federal courts of appeals, federal district courts, and the federal Court of Claims. Under the rule, a certifying court may request that the Colorado Supreme Court answer a question of law if there is involved in any proceeding before the certifying court a question of state law which may be determinative of the cause pending and to which it appears that there is no controlling precedent in the Colorado Supreme Court's decisions.
<b>Special Concurrences:</b>	An opinion in which a justice expresses agreement with the particular result in a given case while objecting to a line of reasoning. The special concurrence may relate to the majority opinion in its entirety or to the result only.
<b>Statutory Reviews:</b>	Section 1-40-107, C.R.S., provides a mechanism by which registered electors who meet certain criteria and who believe that a ballot title contains multiple subjects may petition the Supreme Court to review the title board's action or decision.
<b>Unauthorized Practice:</b>	The practice of law by one who is not licensed as an attorney in Colorado. The Supreme Court has the exclusive jurisdiction to define the practice of law and to prohibit the unauthorized practice of law within the state (see C.R.C.P. 229 through 240.1).

#### **Trial Court Glossary of Terms**

<b>Administrative Support Order:</b>	Cases in which the delegate child support unit (typically the department of social services) files a paternity or child support case (See §26-13.5-101 C.R.S.).
<b>Ancillary Proceedings:</b>	A type of probate filing in which a probate case had been opened in another state but the decedent had property in the state of Colorado.
<b>Breach of Contract:</b>	A civil case in which the plaintiff claims parties made an agreement either written or otherwise and the other side has breached this contract (e.g. §13-80-102 C.R.S.).
<b>Breach of Warranty:</b>	A civil case in which a plaintiff claims that a product does not perform as represented.
<b>C.R.C.C.P.:</b>	Abbreviation for Colorado Rules of County Civil Procedure
<b>C.R.C.P.:</b>	Abbreviation for Colorado Rules of Civil Procedure
<b>C.R.S.:</b>	Abbreviation for Colorado Revised Statutes.

<b>Civil Protection Orders:</b>	(Prior to 7/1/03, known as Restraining Orders). District and county courts have original concurrent jurisdiction to issue temporary or permanent civil protection orders for any of the following purposes: 1) to prevent assaults and threatened bodily harm; 2) to prevent domestic abuse; 3) to prevent emotional abuse of the elderly; and 4) to prevent stalking (See 13-14-102 C.R.S. and 13-1-136 C.R.S. and C.R.C.C.P. Rule 365)
<b>Condemnation:</b>	A civil case in which the plaintiff, usually the Department of Transportation but may be a city or state district, is asking that property be condemned and taken so that it may be put to that department's use (See §38-3-105 C.R.S.).
<b>County Court Counter Claim:</b>	A civil case in which a defendant desires to counterclaim against the Plaintiff. In County Court if the counterclaim exceeds the jurisdiction of County Court, a transfer of the case to District Court may be requested by the defendant or made automatically by the court (See C.R.C.P. 313).
<b>County Felony:</b>	Criminal felony cases that have preliminary work done at the County Court level before being bound over (sent) to District Court.
<b>Covenant:</b>	Provisions in a deed limiting the use of the property and prohibiting certain uses. Breach of covenant claims are usually filed by homeowners associations.
<b>Criminal Non-support:</b>	A criminal action for the non-payment of child support.
<b>Declaratory Judgment:</b>	A civil case in which the plaintiff is asking the court to declare (order) something. It is used to settle and gain relief from uncertainty with respect to rights, status, or other legal relations.
<b>Dependency and Neglect:</b>	A child is dependent or neglected if a parent, guardian, or legal custodian has abandoned the child or has subjected the child to mistreatment or abuse, whether the parent is or is not at fault. In addition, a child is dependent or neglected if the child has run away from home or is beyond the control of his or her parents (For other examples, see §19-3-102 C.R.S.).
<b>Determination of Interests:</b>	A civil case in which the plaintiff asks the court to determine his or her interest in something ( <i>e.g. two attorneys have been partners in a law practice. Now the partnership is being dissolved, and the attorneys cannot agree on who gets what, for example: furniture, computer, client list, etc.</i> ).
<b>Disposition:</b>	The final settlement of a matter. With reference to decisions announced by a court, a judge's ruling is commonly referred to as a disposition.
<b>Distraint Warrant:</b>	A filing by the State Department of Revenue for a judgment for outstanding state taxes that allows for a lien to be placed on the debtor's assets.
<b>Expedited Placement:</b>	A dependency and neglect case in which at least one child of the family is under the age of 6 years on the date the petition is filed qualifies as an Expedited Permanency Planning (EPP) case (§19-3-104 C.R.S.).
<b>Felony:</b>	A crime punishable by death or by imprisonment in a state penal institution.
<b>Forcible Entry and Detainer:</b>	Eviction; a civil case in which the plaintiff is seeking to regain possession of leased real property and possibly money damages (See §13-40-110 C.R.S.).
<b>Foreclosure other than Rule 120:</b>	A legal proceeding to terminate a mortgager's interest in property, instituted by the lender either to gain title or to force a sale in order to satisfy the unpaid debt secured by the property (See §38-38-701 C.R.S.).
<b>Foreign Judgment:</b>	A judgment from any state or federal court granting or denying recovery for a sum of money other than judgments for taxes, a fine or other penalty, or a judgment for support in family or matrimonial matters (See §13-53-102 C.R.S.).
<b>Goods Sold and Delivered:</b>	A civil case in which the plaintiff claims that defendant purchased products, not services, but has failed to pay for them.
<b>Incoming Registration of Support:</b>	A domestic case in which a person had a Support Order that was entered in another state and he or she wants to enforce the case here, generally to modify the support order or to issue garnishments or wage assignments.

<b>Infraction:</b>	A breach, violation, or infringement, as of a law, contract, right, or duty. A violation of a statute for which the only sentence authorized is a fine.
<b>Injunctive Relief:</b>	Plaintiff asks the court to restrain or enjoin another party from taking an action that may cause harm or result in injury, loss or damage to the plaintiff. May also include a temporary protection order. (See C.R.C.P. 65)
<b>Intestate-Formal:</b>	Formal probate proceedings, with no will involved, may be commenced by an interested person filing a petition and, after notice and hearing, the court enters an order, adjudicates intestacy, determines heirs and appoints a personal representative.
<b>Intestate-Informal:</b>	Informal probate proceedings, with no will involved, may be commenced by an interested person filing an application for informal appointment.
<b>Lien:</b>	A civil case in which the plaintiff has provided goods and/or services to a party, and has not been paid. Plaintiff retains right to hold property until payment for services is received. If services were provided on real property, see Mechanic's Lien. (See §38-22-101 C.R.S.)
<b>Mechanic's Lien:</b>	Plaintiff has provided goods and/or services on a property (real property) for which he or she has not been paid and plaintiff has subsequently filed a lien against the property to ensure payment. (See §38-22-101 C.R.S.)
<b>Misdemeanor:</b>	A criminal offense punishable by a sentence in the county jail.
<b>Money:</b>	A civil case in which the plaintiff claims a demand for money owed.
<b>Note:</b>	A civil case in which the plaintiff claims defendant has signed a note (a borrower's legally binding written promise to repay a debt to a lender on a specified date) and has defaulted on the payment for that note.
<b>Outgoing Registration of UIFSA:</b>	An administrative order filed by the Department of Health Services that it wants to have enforced in another state.
<b>Public Administrator Statement:</b>	A type of probate filing. The public administrator files statements of accounts in small estates.
<b>Public Utilities Commission:</b>	A review of a decision by the Public Utilities Commission for the purpose of having the lawfulness of the final decision inquired into and determined. (See §40-6-115 C.R.S.)
<b>Registration of Foreign Decree:</b>	When a party to a domestic relations case, filed in another state, seeks to register (or file) an out-of-state case into the State of Colorado for purposes of enforcement. (See §14-11-101 C.R.S.)
<b>Replevin:</b>	A civil case in which a party having right to possession is asking to recover from another who has either wrongfully taken or detained property. (See C.R.C.P. 104.)
<b>Restraining Orders:</b>	See Civil Protection Orders
<b>Rule 105 Quiet Title:</b>	Plaintiff asks the court to determine the rights of all parties with respect to real property and its possession (See C.R.C.P. 105 and C.R.C.P. 105.1(b)).
<b>Rule 106 Writs/Contempt:</b>	A civil case brought in District Court that allows for relief to be obtained in the following instances: 1) where any person not being committed or detained for any criminal or supposed criminal matter is illegally confined or restrained; 2) to compel a lower judicial body, governmental body, corporation, board, officer or person to perform an act which the law specially enjoins as a duty resulting from an office, trust, or station, or to compel the admission of a party to the use and enjoyment of a right or office to which he is entitled, and from which he is unlawfully precluded; 3) when any person usurps, intrudes into, or unlawfully holds or exercises any office or franchise; 4) where any governmental body or officer or any lower judicial body exercising judicial or quasi-judicial functions has exceeded its jurisdiction or abused its discretion, and there is no remedy otherwise provided by law.
<b>Rule 120 Deed of Trust:</b>	A party holding interest in property through an instrument in which there is default on the instrument, may ask the court to order the property sold by the public trustee (See C.R.C.P. Rule 120).

<b>Services Rendered:</b>	A civil case in which a party performs a service but is not compensated as agreed.
<b>Single Transaction:</b>	A type of probate filing in which the court, without appointing a conservator, may enter an order to authorize, direct or ratify any transaction necessary or desirable for the best interests of the protected person.
<b>Special Administrator-Formal:</b>	A type of probate filing. A Special Administrator may be appointed by the Court on petition of any interested person and finding, after notice and hearing, that appointment is necessary to preserve the estate or secure its proper administration, including when a personal representative cannot or should not act. (See §15-12-614 C.R.S.)
<b>Special Administrator-Informal:</b>	A type of probate filing. A Special Administrator may be appointed informally by the Registrar on application of any interested person when necessary to protect the estate of a decedent prior to the appointment of a general personal representative or if a prior appointment has been terminated. (See §15-12-614 C.R.S.) Note there is a general policy in most courts to accept only formal proceedings.
<b>Special District:</b>	Persons proposing the organization of a special district (i.e. water, fire protection, metropolitan, park & recreation, sanitation etc.) may petition the court for the organization of the district. (See §32-1-301 C.R.S.)
<b>Specific Performance:</b>	A civil case in which the plaintiff claims that a contract exists between parties and one party has failed to perform the conditions of the contract. The plaintiff asks the court to order that the conditions of the contract be performed.
<b>Testate-Formal:</b>	A probate filing. A formal proceeding for adjudication regarding the priority or qualification of one who is an applicant for appointment as personal representative, or of one who previously has been appointed personal representative in informal proceedings, or if an issue concerning the testacy of the decedent is or may be involved (See §15-12-414 C.R.S.).
<b>Testate-Informal:</b>	A probate filing. An informal probate of will and informal appointment of personal representative.
<b>Termination (terminated case):</b>	A case in which all outstanding issues have been resolved; a case that has reached final resolution.
<b>Uniform Veterans Guardianship Act:</b>	A type of probate filing, commonly referred to as a UVGA case, which applies to beneficiaries of monies from the Veterans Administration. The word guardian and guardianship is used but in essence this is a conservatorship and essentially treated as a conservatorship.
<b>Writ of Habeas Corpus:</b>	Plaintiff claims that he or she has been illegally confined and is asking for an order releasing him or her. (See §13-45-101 C.R.S. and §13-45-102 C.R.S.)